

The information in this preliminary pricing supplement is not complete and may be changed. This preliminary pricing supplement is not an offer to sell nor does it seek an offer to buy these securities in any jurisdiction where the offer or sale is not permitted.

Filed Pursuant to Rule 424(b)(2)  
Registration Statement No. 333-213265

Subject to Completion. Dated February 20, 2018.



## BofA Finance LLC

\$

Digital SPDR<sup>®</sup> S&P<sup>®</sup> Metals & Mining ETF -Linked Notes due , 2019

Fully and Unconditionally Guaranteed by

Bank of America Corporation

**The notes do not bear interest.** The amount that you will be paid on your notes on the stated maturity date (expected to be the second scheduled business day after the determination date) is based on the performance of the SPDR<sup>®</sup> S&P<sup>®</sup> Metals & Mining ETF (which we refer to as the “underlier”), as measured from the trade date to and including the determination date (expected to be between 13 and 15 months after the trade date). **The return on your notes is linked to the performance of the underlier, and not to that of the S&P Metals & Mining Select Industry Index (the “index”) on which the underlier is based. The underlier follows a strategy of “representative sampling”, which means the underlier’s holdings are not the same as those of the index. The performance of the underlier may significantly diverge from that of the index.** If the final underlier level on the determination date is greater than or equal to the threshold level of 85.00% of the initial underlier level (set on the trade date and may be higher or lower than the actual closing price of the underlier on the trade date), you will receive the threshold settlement amount (expected to be between \$1,090.10 and \$1,105.90 for each \$1,000 face amount of your notes). **However, if the final underlier level declines by more than 15.00% from the initial underlier level, you will be exposed on a leveraged basis to any decrease in the final underlier level beyond 15.00%. In this case, the return on your notes will be negative. You may lose some or all of your investment in the notes.**

To determine your payment at maturity, we will calculate the underlier return, which is the percentage increase or decrease in the final underlier level from the initial underlier level. On the stated maturity date, for each \$1,000 face amount of your notes, you will receive an amount in cash equal to:

- if the underlier return is *greater than or equal to* -15.00% (the final underlier level is *greater than or equal to* 85.00% of the initial underlier level), the threshold settlement amount; or
- if the underlier return is *negative* and is *below* -15.00% (the final underlier level is *less than* the initial underlier level by more than 15.00%), the *sum* of (i) \$1,000 *plus* (ii) the *product* of (a) approximately 1.1765 *times* (b) the *sum* of the underlier return *plus* 15.00% *times* (c) \$1,000.

**The notes will not be listed on any securities exchange. Investment in the notes involves certain risks, including the credit risk of BofA Finance LLC (“BofA Finance”), as issuer of the notes, and the credit risk of Bank of America Corporation (“BAC” or the “Guarantor”), as guarantor of the notes. Potential purchasers of the notes should consider the information in “Risk Factors” beginning on page PS-12 of this pricing supplement, page PS-5 of the accompanying product supplement, page S-4 of the accompanying prospectus supplement, and page 7 of the accompanying prospectus.**

**As of the date of this pricing supplement, the initial estimated value of the notes at the time of pricing is expected to be between \$981.20 and \$988.10 per \$1,000 in face amount. See “Summary Information” beginning on page PS- 5 of this pricing supplement, “Risk Factors” beginning on page PS-12 of this pricing supplement and “Structuring the Notes” on page PS- 27 of this pricing supplement for additional information. The actual value of your notes at any time will reflect many factors and cannot be predicted with accuracy.**

Original issue date:	, 2018	Price to public <sup>(2)</sup> :	100.00% of the face amount
Underwriting discount (1)(2):	1.00% of the face amount	Net proceeds to the issuer:	99.00% of the face amount

- (1) Merrill Lynch, Pierce, Fenner & Smith Incorporated (“MLPF&S”), an affiliate of BofA Finance, will participate as selling agent in the distribution of the notes. See “Supplemental Plan of Distribution—Conflicts of Interest” on page PS-26 of this pricing supplement.
- (2) The price to public for certain investors will be between 99.00% and 100.00% of the face amount, reflecting a foregone underwriting discount with respect to such notes; see “Supplemental Plan of Distribution—Conflicts of Interest” on page PS-26 of this pricing supplement.

**Neither the Securities and Exchange Commission nor any other regulatory body has approved or disapproved of these securities or passed upon the accuracy or adequacy of this pricing supplement or the accompanying prospectus, prospectus supplement or product supplement. Any representation to the contrary is a criminal offense. The notes and the related guarantee of the notes by the Guarantor are unsecured and are not savings accounts, deposits, or other obligations of a bank. The notes are not guaranteed by Bank of America, N.A. or any other bank, are not insured by the Federal Deposit Insurance Corporation or any other governmental agency.**

**BofA Merrill Lynch**

Selling Agent

The price to public, underwriting discount and net proceeds listed above relate to the notes we sell initially. We may decide to sell additional notes after the date of this pricing supplement, at prices to public and with underwriting discounts and net proceeds that differ from the amounts set forth above. The return (whether positive or negative) on your investment in notes will depend in part on the price to public you pay for such notes.

MLPF&S and any of our other broker-dealer affiliates may use this pricing supplement in the initial sale of the notes. In addition, MLPF&S and any of our other broker-dealer affiliates may use this pricing supplement in a market-making transaction in a note after its initial sale. ***Unless MLPF&S or any of our other broker-dealer affiliates informs the purchaser otherwise in the confirmation of sale, this pricing supplement is being used in a market-making transaction.***

#### **About Your Prospectus**

The notes are unsecured senior notes issued by BofA Finance, a direct, wholly-owned subsidiary of BAC. Payments on the notes are fully and unconditionally guaranteed by the Guarantor. This prospectus includes this pricing supplement and the accompanying documents listed below. This pricing supplement constitutes a supplement to the documents listed below and should be read in conjunction with those documents:

Product supplement EQUITY-1 dated January 24, 2017:

<https://www.sec.gov/Archives/edgar/data/70858/000119312517016445/d331325d424b5.htm>

Series A MTN prospectus supplement dated November 4, 2016 and prospectus dated November 4, 2016:

<https://www.sec.gov/Archives/edgar/data/70858/000119312516760144/d266649d424b3.htm>

The information in this pricing supplement supersedes any conflicting information in the documents listed above. In addition, some of the terms or features described in the listed documents may not apply to your notes.



# Digital SPDR<sup>®</sup> S&P<sup>®</sup> Metals & Mining ETF-Linked Notes due , 2019

## INVESTMENT THESIS

You should be willing to:

- forgo gains greater than a Threshold Settlement Amount that will be between 109.01% and 110.59% of the face amount in exchange for a buffer against loss of principal in the event of a decline of up to 15.00% in the Final Underlier Level relative to the Initial Underlier Level.
- forgo interest payments and accept the risk of losing your entire investment in exchange for the potential to receive the Threshold Settlement Amount that will be between 109.01% and 110.59% of the face amount if the Final Underlier Level is not less than the Threshold Level.

Your maximum return on your notes will not be greater than the return represented by the Threshold Settlement Amount, which such return will be between 9.01% and 10.59% of the face amount. You could lose all or a portion of your investment if the Underlier Return is less than -15.00%.

## DETERMINING THE CASH SETTLEMENT AMOUNT

At maturity, for each \$1,000 face amount, the investor will receive (in each case as a percentage of the face amount):

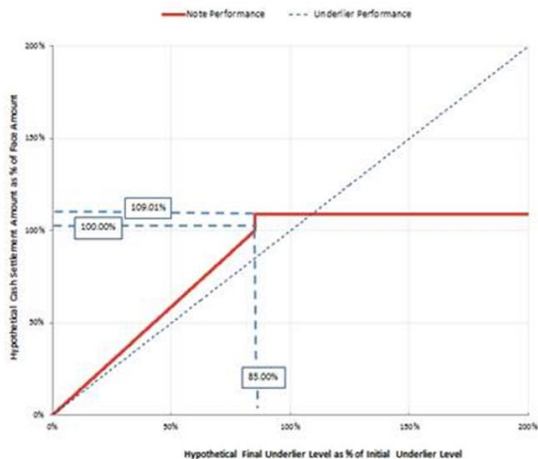
- if the Final Underlier Level is *greater than or equal to* the Threshold Level, the Threshold Settlement Amount; or

if the Final Underlier Level is less than the Threshold Level, 100.00% minus approximately 1.1765% for every 1.00% that the Final Underlier Level is less than the 85.00% of the Initial Underlier Level. **If the Final Underlier Level declines by more than 15.00% from the Initial Underlier Level, the return on the notes will be negative, and the investor could lose their entire investment in the notes.**

## KEY TERMS

Issuer:	BofA Finance LLC ("BofA Finance")
Guarantor:	Bank of America Corporation ("BAC")
Underlier:	The SPDR <sup>®</sup> S&P <sup>®</sup> Metals & Mining ETF (Bloomberg symbol, "XME UP Equity")
Face Amount:	\$ in the aggregate; each note will have a face amount equal to \$1,000
Trade Date:	
Settlement Date:	Expected to be the fifth scheduled business day following the trade date
Determination Date:	Expected to be between 13 and 15 months following the trade date
Stated Maturity Date:	Expected to be the second scheduled business day following the Determination Date
Initial Underlier Level:	To be determined on the trade date
Final Underlier Level:	The closing price of the Underlier on the Determination Date
Underlier Return:	The <i>quotient</i> of (i) the Final Underlier Level <i>minus</i> the Initial Underlier Level <i>divided by</i> (ii) the Initial Underlier Level, expressed as a positive or negative percentage
Threshold Level:	85.00% of the Initial Underlier Level (equal to a -15.00% Underlier Return)
Threshold Amount:	15.00%
Buffer Rate:	The <i>quotient</i> of the Initial Underlier Level <i>divided by</i> the Threshold Level, which equals approximately 117.65%
Threshold Settlement Amount:	Expected to be between \$1,090.10 and \$1,105.90 per \$1,000 face amount of the notes (to be determined on the trade date)
CUSIP/ISIN:	09709TDN8 / US09709TDN81

**HYPOTHETICAL PAYMENT AT MATURITY\***



Hypothetical Final Underlier Level (as % of Initial Underlier Level)	Hypothetical Cash Settlement Amount (as % of Face Amount)
150.000%	109.010%
140.000%	109.010%
120.000%	109.010%
<b>109.010%</b>	<b>109.010%</b>
109.000%	109.010%
108.000%	109.010%
105.000%	109.010%
<b>100.000%</b>	<b>109.010%</b>
96.000%	109.010%
92.000%	109.010%
88.000%	109.010%
<b>85.000%</b>	<b>109.010%</b>
75.000%	88.235%
50.000%	58.824%
25.000%	29.412%
<b>0.000%</b>	<b>0.000%</b>

\*Assumes a Threshold Settlement Amount set at the bottom of the Threshold Settlement Amount range (expected to be between 109.01% and 110.59% of the face amount).

**RISKS**

Please read the section entitled "Risk Factors" of this pricing supplement as well as the risks and considerations described in "Risk Factors" beginning on page PS-5 of the accompanying product supplement, page S-4 of the accompanying prospectus supplement, and page 7 of the accompanying prospectus.

## SUMMARY INFORMATION

We refer to the notes we are offering by this pricing supplement as the "offered notes" or the "notes". Each of the offered notes has the terms described below. Capitalized terms used but not defined in this pricing supplement have the meanings set forth in the accompanying product supplement, prospectus supplement and prospectus. Unless otherwise indicated or unless the context requires otherwise, all references in this pricing supplement to "we," "us," "our," or similar references are to BofA Finance, and not to BAC (or any other affiliate of BofA Finance).

This section is meant as a summary and should be read in conjunction with the accompanying product supplement, prospectus supplement and prospectus. This pricing supplement supersedes any conflicting provisions of the documents listed above.

### Key Terms

<b>Issuer:</b>	BofA Finance LLC ("BofA Finance")
<b>Guarantor:</b>	Bank of America Corporation ("BAC")
<b>Underlier:</b>	The SPDR® S&P® Metals & Mining ETF (Bloomberg symbol, "XME UP Equity"), as published by SSGA Funds Management, Inc. ("SSGA" or the "investment advisor")
<b>Index:</b>	The S&P Metals & Mining Select Industry Index, as published by MSCI Inc. ("MSCI")
<b>Specified Currency:</b>	U.S. dollars ("\$")
<b>Face Amount:</b>	Each note will have a face amount of \$1,000; \$ in the aggregate for all the offered notes; the aggregate face amount of the offered notes may be increased if we, at our sole option, decide to sell an additional amount of the offered notes on a date subsequent to the date of this pricing supplement.
<b>Purchase at Amount Other Than the Face Amount:</b>	The amount we will pay you at the stated maturity date for your notes will not be adjusted based on the price to public you pay for your notes, so if you acquire notes at a premium (or discount) to face amount and hold them to the stated maturity date, it could affect your investment in a number of ways. The return on your investment in such notes will be lower (or higher) than it would have been had you purchased the notes at face amount. Also, the stated Threshold Level would not offer the same measure of protection to your investment as would be the case if you had purchased the notes at face amount. Additionally, the Threshold Settlement Amount would be triggered at a lower (or higher) percentage return than indicated below, relative to your initial investment. See "Risk Factors — If You Purchase Your Notes at a Premium to Face Amount, the Return on Your Investment Will Be Lower Than the Return on Notes Purchased at Face Amount and the Impact of Certain Key Terms of the Notes Will Be Negatively Affected" on page PS-16 of this pricing supplement.
<b>Cash Settlement Amount:</b>	For each \$1,000 face amount of your notes, we will pay you on the stated maturity date an amount in cash equal to: <ul style="list-style-type: none"><li>• if the Final Underlier Level is <i>greater than</i> or <i>equal to</i> the Threshold Level, the Threshold Settlement Amount; or</li><li>• if the Final Underlier Level is <i>less than</i> the Threshold Level, the <i>sum</i> of (1) \$1,000 <i>plus</i> (2) the <i>product</i> of (i) \$1,000 <i>times</i> (ii) the Buffer Rate <i>times</i> (iii) the <i>sum</i> of the Underlier Return <i>plus</i> the Threshold Amount. In this case, the cash settlement amount will be less than the face amount of the notes, and you will lose some or all of the face amount.</li></ul>
<b>Threshold Settlement Amount:</b>	Expected to be between \$1,090.10 and \$1,105.90 per \$1,000 face amount of the notes (to be determined on the trade date)
<b>Initial Underlier Level:</b>	The closing price or an intraday price of the Underlier on the trade date, as determined by the calculation agent in its sole discretion and which may be higher or lower than the actual closing price of the Underlier on the trade date.

<b>Final Underlier Level:</b>	The closing price of the Underlier on the Determination Date, except in the limited circumstances described under “Market Disruption Events” below and “Description of the Notes—Certain Terms of the Notes—Events Relating to Calculation Days” and “—Anti-Dilution and Discontinuance Adjustments Relating to ETFs” in the accompanying product supplement
<b>Underlier Return:</b>	The <i>quotient</i> of (1) the Final Underlier Level <i>minus</i> the Initial Underlier Level <i>divided</i> by (2) the Initial Underlier Level, expressed as a percentage
<b>Threshold Level:</b>	85.00% of the Initial Underlier Level
<b>Threshold Amount:</b>	15.00%
<b>Buffer Rate:</b>	The <i>quotient</i> of the Initial Underlier Level divided by the Threshold Level, which equals approximately 117.65%
<b>Trade Date:</b>	
<b>Original Issue Date (Settlement Date):</b>	Expected to be the fifth scheduled business day following the trade date (to be set on the trade date)
<b>Determination Date:</b>	A specified date that is expected to be between 13 and 15 months following the trade date (to be set on the trade date), subject to postponement of up to five scheduled trading days, as set forth in the section “Description of the Notes—Certain Terms of the Notes—Events Relating to Calculation Days” of the accompanying product supplement
<b>Stated Maturity Date:</b>	A specified date that is expected to be the second scheduled business day following the Determination Date (to be set on the trade date), subject to postponement as set forth below and in the section “Description of the Notes—Certain Terms of the Notes—Events Relating to Calculation Days” of the accompanying product supplement
<b>Business Day:</b>	As described under “Description of the Notes—Certain Terms of the Notes—Business Days” in the accompanying product supplement
<b>Trading Day:</b>	As described under “Description of the Notes—Certain Terms of the Notes—Trading Days” in the accompanying product supplement
<b>Closing Price of the Underlier:</b>	The closing sale price or last reported sale price, regular way, for the Underlier, on a per-share or other unit basis: <ul style="list-style-type: none"> <li>· on the principal national securities exchange on which the Underlier is listed for trading on that day, or</li> <li>· if the Underlier is not listed on any national securities exchange on that day, on any other U.S. national market system that is the primary market for the trading of that Underlier</li> </ul> <p>If the Underlier is not listed or traded as described above, then the closing price for the Underlier on any day will be the average, as determined by the calculation agent, of the bid prices for the Underlier obtained from as many dealers in the Underlier selected by the calculation agent as will make those bid prices available to the calculation agent. The number of dealers need not exceed three and may include the calculation agent or any of its affiliates</p>
<b>Market Disruption Events:</b>	As defined under “Description of the Notes—Market Disruption Events—ETFs” in the accompanying product supplement
<b>No Listing:</b>	The notes will not be listed on any securities exchange or interdealer quotation system
<b>No Interest:</b>	The notes do not bear interest
<b>No Redemption:</b>	The notes will not be subject to any optional redemption right or price dependent

redemption right

**Events of Default:**

If an Event of Default, as defined in the Senior Indenture and in the section entitled “Events of Default and Rights of Acceleration” beginning on page 35 of the accompanying prospectus, with respect to the notes occurs and is continuing, the amount payable to a holder of the notes upon any acceleration permitted under the Senior Indenture will be equal to the amount described under the caption “—Cash Settlement Amount,” calculated as though the date of acceleration were the maturity date of the notes and as though the determination date were the fifth trading day prior to the date of acceleration. In case of a default in the payment of the notes, the notes will not bear a default interest rate.

**Calculation Agent:**

MLPF&S, an affiliate of BofA Finance.

**Selling Agent:**

MLPF&S, an affiliate of BofA Finance. See “Supplemental Plan of Distribution—Conflicts of Interest” on page PS-26 of this pricing supplement.

**CUSIP/ISIN:**

09709TDN8 / US09709TDN81

**Initial Estimated Value:**

The initial estimated value of the notes as of the date of this pricing supplement is set forth on the cover page of this pricing supplement. The final pricing supplement will set forth the initial estimated value of the notes as of the trade date.

Payments on the notes, including the Threshold Settlement Amount, depend on the credit risk of BofA Finance and BAC and on the performance of the Underlier. The economic terms of the notes are based on BAC’s internal funding rate, which is the rate it would pay to borrow funds through the issuance of market-linked notes and the economic terms of certain related hedging arrangements it enters into. BAC’s internal funding rate is typically lower than the rate it would pay when it issues conventional fixed or floating rate debt securities. This difference in funding rate, as well as the underwriting discount and the hedging related charges described below, will reduce the economic terms of the notes to you and the initial estimated value of the notes. Due to these factors, the public offering price you pay to purchase the notes will be greater than the initial estimated value of the notes as of the trade date.

For more information about the initial estimated value and the structuring of the notes, see “Risk Factors” beginning on page PS-12 and “Structuring the Notes” on page PS-27.

*The trade date, issue date and other dates set forth above are subject to change, and will be set forth in the final pricing supplement relating to the notes.*

### Supplemental Terms of the Notes

For purposes of the notes offered by this pricing supplement, all references to each of the following terms used in the accompanying product supplement will be deemed to refer to the corresponding term used in this pricing supplement, as set forth in the table below:

<b>Product Supplement Term</b>	<b>Pricing Supplement Term</b>
pricing date	trade date
maturity date	stated maturity date
calculation day	Determination Date
principal amount	face amount
Market Measure	Underlier
ETF	Underlier



## HYPOTHETICAL EXAMPLES

The following table and chart are provided for purposes of illustration only. They should not be taken as an indication or prediction of future investment results and merely are intended to illustrate the impact that the various hypothetical levels of the Underlier on the Determination Date could have on the Cash Settlement Amount at maturity assuming all other variables remain constant.

The examples below are based on a range of Final Underlier Levels that are entirely hypothetical; the price of the Underlier on any day throughout the life of the notes, including the Final Underlier Level on the Determination Date, cannot be predicted. The Underlier has been highly volatile in the past — meaning that the price of the Underlier has changed considerably in relatively short periods — and its performance cannot be predicted for any future period.

The information in the following examples reflects hypothetical rates of return on the offered notes assuming that they are purchased on the original issue date at the face amount and held to the stated maturity date. If you sell your notes in a secondary market prior to the stated maturity date, your return will depend upon the market value of your notes at the time of sale, which may be affected by a number of factors that are not reflected in the table below, such as interest rates, the volatility of the Underlier, the creditworthiness of BofA Finance, as issuer, and the creditworthiness of BAC, as guarantor. In addition, the initial estimated value of your notes at the time the terms of your notes are set on the trade date (as determined by reference to pricing models used by us and our affiliates) is less than the original price to public of your notes. For more information on the estimated value of your notes, see “Risk Factors — The Public Offering Price You Pay for the Notes Will Exceed Their Initial Estimated Value” on page PS-13 of this pricing supplement. The information in the table also reflects the key terms and assumptions in the box below.

<b>Key Terms and Assumptions</b>	
Face Amount	\$1,000
Hypothetical Threshold Settlement Amount	\$1,090.10 per note
Threshold Level	85.00% of the Initial Underlier Level
Buffer Rate	Approximately 117.65%
Threshold Amount	15.00%
Neither a Market Disruption Event nor a non-trading day occurs on the originally scheduled Determination Date, and the Underlier is not discontinued on or prior to such date	
No change in or affecting the Underlier or the policies of the Underlier’s investment advisor or the method by which S&P Dow Jones Indices LLC (“S&P” or the “index sponsor”) calculates the index.	
<u>Notes purchased on original issue date at the face amount and held to the stated maturity date</u>	

Moreover, we have not yet set the Initial Underlier Level that will serve as the baseline for determining the Underlier Return and the amount that we will pay on your notes, if any, at maturity. We will not do so until the trade date. As a result, the actual Initial Underlier Level may differ substantially from the price of the Underlier prior to the trade date and may be higher or lower than the actual closing price of the Underlier on that date.

For these reasons, the actual performance of the Underlier over the life of your notes, as well as the amount payable at maturity, if any, may bear little relation to the hypothetical examples shown below or to the historical prices of the Underlier shown elsewhere in this pricing supplement. For information about the historical prices of the Underlier during recent periods, see “The Underlier — Historical Closing Prices of the Underlier” below. Before investing in the offered notes, you should consult publicly available information to determine the prices of the Underlier between the date of this pricing supplement and the date of your purchase of the offered notes.

Also, the hypothetical examples shown below do not take into account the effects of applicable taxes. Because of the U.S. tax treatment applicable to your notes, tax liabilities could affect the after-tax rate of return on your notes to a comparatively greater extent than the after-tax return on the Underlier Stocks.

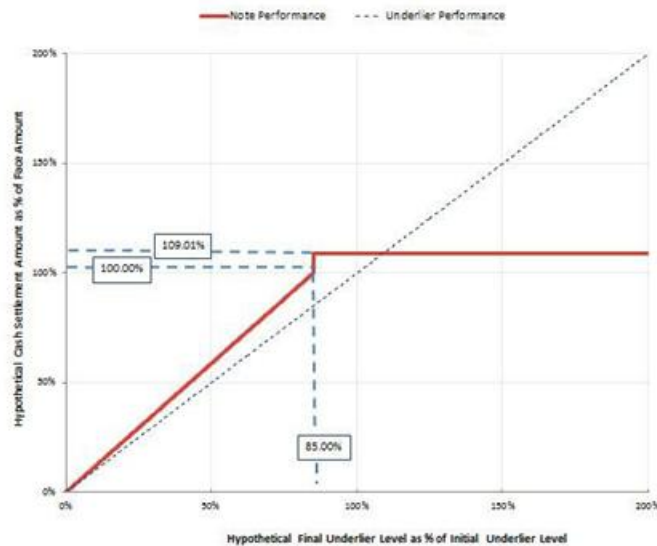
The levels in the left column of the table below represent hypothetical Final Underlier Levels and are expressed as percentages of the Initial Underlier Level. The amounts in the right column represent the hypothetical Cash Settlement Amounts, based on the corresponding hypothetical Final Underlier Level, and are expressed as percentages of the face amount of a note (rounded to the nearest one-thousandth of a percent). Thus, a hypothetical Cash Settlement Amount of 100.000% means that the value of the cash payment that we would deliver for each \$1,000 of the outstanding face amount of the offered notes on the stated maturity date would equal

100.000% of the face amount of a note, based on the corresponding hypothetical Final Underlier Level and the assumptions noted above.

Hypothetical Final Underlier Level (as Percentage of Initial Underlier Level)	Hypothetical Cash Settlement Amount (as Percentage of Face Amount)
150.000%	109.010%
140.000%	109.010%
120.000%	109.010%
<b>109.010%</b>	<b>109.010%</b>
109.000%	109.010%
108.000%	109.010%
105.000%	109.010%
<b>100.000%</b>	<b>109.010%</b>
96.000%	109.010%
92.000%	109.010%
88.000%	109.010%
<b>85.000%</b>	<b>109.010%</b>
75.000%	88.235%
50.000%	58.824%
25.000%	29.412%
<b>0.000%</b>	<b>0.000%</b>

If, for example, the Final Underlier Level were determined to be 25.000% of the Initial Underlier Level, the Cash Settlement Amount that we would deliver on your notes at maturity would be approximately 29.412% of the face amount of your notes (which would be equal to a Cash Settlement Amount of \$294.12), as shown in the table above. As a result, if you purchased your notes on the original issue date at the face amount and held them to the stated maturity date, you would lose approximately 70.588% of your investment (if you purchased your notes at a premium to face amount you would lose a correspondingly higher percentage of your investment). If the Final Underlier Level were determined to be 0.000% of the Initial Underlier Level, you would lose your entire investment in the notes. In addition, if the Final Underlier Level were determined to be 150.000% of the Initial Underlier Level, the Cash Settlement Amount that we would deliver on your notes at maturity would be capped at the Threshold Settlement Amount of \$1,090.10, or 109.010% of each \$1,000 face amount of your notes, as shown in the table above. As a result, if you held your notes to the stated maturity date, you would not benefit from any increase in the Final Underlier Level of greater than 85.000% of the Initial Underlier Level.

The following chart shows a graphical illustration of the hypothetical Cash Settlement Amounts that we would pay on your notes on the stated maturity date, if the Final Underlier Level were any of the hypothetical levels shown on the horizontal axis. The hypothetical Cash Settlement Amounts in the chart are expressed as percentages of the face amount of your notes and the hypothetical Final Underlier Levels are expressed as percentages of the Initial Underlier Level. The chart shows that any hypothetical Final Underlier Level of less than 85.000% of the Initial Underlier Level (the section left of the 85.000% marker on the horizontal axis) would result in a hypothetical Cash Settlement Amount of less than 100.000% of the face amount of your notes (the section below the 100.000% marker on the vertical axis) and, accordingly, in a loss of principal to the holder of the notes. The chart also shows that any hypothetical Final Underlier Level of greater than or equal to 85.000% of the Initial Underlier Level (the section right of the 85.000% marker on the horizontal axis) would result in a fixed return on your investment.



The Cash Settlement Amounts shown above are entirely hypothetical; they are based on market prices for the Underlier that may not be achieved on the Determination Date and on assumptions that may prove to be erroneous. The actual market value of your notes on the stated maturity date or at any other time, including any time you may wish to sell your notes, may bear little relation to the hypothetical Cash Settlement Amounts shown above, and these amounts should not be viewed as an indication of the financial return on an investment in the offered notes. The hypothetical Cash Settlement Amounts on notes held to the stated maturity date in the examples above assume you purchased your notes at their face amount and have not been adjusted to reflect the actual price to public you pay for your notes. The return on your investment (whether positive or negative) in your notes will be affected by the amount you pay for your notes. If you purchase your notes for a price other than the face amount, the return on your investment will differ from, and may be significantly lower than, the hypothetical returns suggested by the above examples. Please read "Risk Factors — If You Purchase Your Notes at a Premium to Face Amount, the Return on Your Investment Will Be Lower Than the Return on Notes Purchased at Face Amount and the Impact of Certain Key Terms of the Notes Will Be Negatively Affected" below.

Payments on the notes are economically equivalent to the amounts that would be paid on a combination of other instruments. For example, payments on the notes are economically equivalent to a combination of an interest-bearing bond bought by the holder and one or more options entered into between the holder and us (with one or more implicit option premiums paid over time). The discussion in this paragraph does not modify or affect the terms of the notes or the U.S. federal income tax treatment of the notes, as described elsewhere in this pricing supplement.

*We cannot predict the actual Final Underlier Level or what the market value of your notes will be on any particular trading day, nor can we predict the relationship between the price of the Underlier and the market value of your notes at any time prior to the stated maturity date. The actual amount that you will receive, if any, at maturity and the rate of return on the offered notes will depend on the actual Initial Underlier Level and the Threshold Settlement Amount, which we will set on the trade date, and the actual Final Underlier Level determined by the calculation agent as described above. Moreover, the assumptions on which the hypothetical returns are based may turn out to be inaccurate. Consequently, the amount of cash to be paid in respect of your notes, if any, on the stated maturity date may be very different from the information reflected in the table and chart above.*

## RISK FACTORS

*An investment in your notes is subject to the risks described below, as well as the risks and considerations described in the accompanying prospectus, prospectus supplement and product supplement. You should carefully review these risks and considerations as well as the terms of the notes described herein and in the accompanying prospectus, prospectus supplement and product supplement. Your notes are a riskier investment than ordinary debt securities. Also, your notes are not equivalent to investing directly in the Underlier Stocks, i.e., the stocks comprising the Underlier to which your notes are linked. You should carefully consider whether the offered notes are suited to your particular circumstances.*

### **You May Lose Your Entire Investment in the Notes**

You can lose your entire investment in the notes. The cash payment on your notes, if any, on the stated maturity date will be based on the performance of the Underlier as measured from the Initial Underlier Level set on the trade date (which could be higher or lower than the actual closing level of the Underlier on that date) to the closing level on the Determination Date. If the Final Underlier Level is less than the Threshold Level, you will have a loss for each \$1,000 of the face amount of your notes equal to the *product* of (i) the Buffer Rate *times* (ii) the *sum* of the Underlier Return *plus* the Threshold Amount *times* (iii) \$1,000. Thus, you will be exposed on a leveraged basis to any decrease in the Final Underlier Level beyond the Threshold Amount, and the return on your investment will be negative. You may lose your entire investment in the notes, which would include any premium to face amount you paid when you purchased the notes.

Also, the market price of your notes prior to the stated maturity date may be significantly lower than the purchase price you pay for your notes. Consequently, if you sell your notes before the stated maturity date, you may receive far less than the amount of your investment in the notes.

### **The Return on Your Notes Will Be Limited to the Return Represented by the Threshold Settlement Amount**

Your ability to participate in any appreciation in the price of the Underlier over the life of your notes will be limited to the return represented by the Threshold Settlement Amount. You will receive a fixed Threshold Settlement Amount if the Final Underlier Level is greater than or equal to the Threshold Level. You will not receive a return on the notes greater than the return represented by the Threshold Settlement Amount, regardless of how much the price of the Underlier increases over the life of your notes. Accordingly, the amount payable for each of your notes may be significantly less than it would have been had you invested directly in the Underlier Stocks.

### **Any Payment on the Notes Is Subject to Our Credit Risk and the Credit Risk of the Guarantor, and Actual or Perceived Changes in Our or the Guarantor's Creditworthiness Are Expected to Affect the Value of the Notes**

The notes are our senior unsecured debt securities. Any payment on the notes will be fully and unconditionally guaranteed by the Guarantor. The notes are not guaranteed by any entity other than the Guarantor. As a result, your receipt of the Cash Settlement Amount at maturity will be dependent upon our ability and the ability of the Guarantor to repay our obligations under the notes on the stated maturity date, regardless of the price of the Underlier. No assurance can be given as to what our financial condition or the financial condition of the Guarantor will be on the stated maturity date. If we and the Guarantor become unable to meet our respective financial obligations as they become due, you may not receive the amounts payable under the terms of the notes.

In addition, our credit ratings and the credit ratings of the Guarantor are assessments by ratings agencies of our respective abilities to pay our obligations. Consequently, our or the Guarantor's perceived creditworthiness and actual or anticipated decreases in our or the Guarantor's credit ratings or increases in the spread between the yield on our respective securities and the yield on U.S. Treasury securities (the "credit spread") prior to the stated maturity date may adversely affect the market value of the notes. However, because your return on the notes depends upon factors in addition to our ability and the ability of the Guarantor to pay our respective obligations, such as the price of the Underlier, an improvement in our or the Guarantor's credit ratings will not reduce the other investment risks related to the notes.

### **We Are a Finance Subsidiary and, as Such, Will Have Limited Assets and Operations**

We are a finance subsidiary of BAC and will have no assets, operations or revenues other than those related to the issuance, administration and repayment of our debt securities that are guaranteed by the Guarantor. As a finance subsidiary, to meet our obligations under the notes, we are dependent upon payment or contribution of funds and/or repayment of outstanding loans from the Guarantor and/or its other subsidiaries. Therefore, our ability to make payments on the notes may be limited. In addition, we will have no independent assets available for distributions to holders of the notes if they make claims in respect of the notes in a bankruptcy, resolution or similar

proceeding. Accordingly, any recoveries by such holders may be limited to those available under the related guarantee by the Guarantor, and that guarantee will rank equally with all other unsecured senior obligations of the Guarantor.

**The Public Offering Price You Pay for the Notes Will Exceed Their Initial Estimated Value**

The initial estimated value of the notes that is provided in this preliminary pricing supplement, and that will be provided in the final pricing supplement, are each an estimate only, determined as of a particular point in time by reference to our and our affiliates' pricing models. These pricing models consider certain assumptions and variables, including our credit spreads and those of the Guarantor, the Guarantor's internal funding rate, mid-market terms on hedging transactions, expectations on interest rates, dividends and volatility, price-sensitivity analysis, and the expected term of the notes. These pricing models rely in part on certain forecasts about future events, which may prove to be incorrect.

The initial estimated value does not represent a minimum or maximum price at which we, the Guarantor, MLPF&S or any other entities would be willing to purchase your notes in any secondary market (if any exists) at any time. The value of your notes at any time after the date of this pricing supplement will vary based on many factors that cannot be predicted with accuracy, including our and the Guarantor's creditworthiness and changes in market conditions.

If you attempt to sell the notes prior to maturity, their market value may be lower than the price you paid for them and lower than their initial estimated value. This is due to, among other things, changes in the price of the Underlier, the Guarantor's internal funding rate, and the inclusion in the public offering price of the underwriting discount and the hedging related charges, all as further described in "Structuring the Notes" below. These factors, together with various credit, market and economic factors over the term of the notes, are expected to reduce the price at which you may be able to sell the notes in any secondary market and will affect the value of the notes in complex and unpredictable ways.

**The Price of the Notes That May Be Paid by MLPF&S (and Which May Be Reflected on Customer Account Statements) May Be Higher than the Then-Current Estimated Value of the Notes for a Limited Time Period After the Trade Date**

As agreed by MLPF&S and the distribution participants, for approximately a three-month period after the trade date, MLPF&S expects to offer to buy the notes in the secondary market at a price that will exceed the estimated value of the notes at that time. The amount of this excess, which represents a portion of the underwriting discount and the hedging-related charges expected to be realized by MLPF&S and the distribution participants over the term of the notes, will decline to zero on a straight line basis over that three-month period. Accordingly, the estimated value of your notes during this initial three-month period may be lower than the value shown on your customer account statements. Thereafter, if MLPF&S buys or sells your notes, it will do so at prices that reflect the estimated value determined by reference to its pricing models at that time. Any price at any time after the trade date will be based on then-prevailing market conditions and other considerations, including the performance of the Underlier and the remaining term of the notes. However, none of us, the Guarantor, MLPF&S or any other party is obligated to purchase your notes at any price or at any time, and we cannot assure you that any party will purchase your notes at a price that equals or exceeds the initial estimated value of the notes.

**We Cannot Assure You that a Trading Market for Your Notes Will Ever Develop or Be Maintained**

We will not list the notes on any securities exchange. We cannot predict how the notes will trade in any secondary market or whether that market will be liquid or illiquid.

The development of a trading market for the notes will depend on the Guarantor's financial performance and other factors, including changes in the price of the Underlier. The number of potential buyers of your notes in any secondary market may be limited. We anticipate that MLPF&S will act as a market-maker for the notes, but none of us, the Guarantor or MLPF&S is required to do so. There is no assurance that any party will be willing to purchase your notes at any price in any secondary market. MLPF&S may discontinue its market-making activities as to the notes at any time. To the extent that MLPF&S engages in any market-making activities, it may bid for or offer the notes. Any price at which MLPF&S may bid for, offer, purchase, or sell any notes may differ from the values determined by pricing models that it may use, whether as a result of dealer discounts, mark-ups, or other transaction costs. These bids, offers, or completed transactions may affect the prices, if any, at which the notes might otherwise trade in the market.

In addition, if at any time MLPF&S were to cease acting as a market-maker as to the notes, it is likely that there would be significantly less liquidity in the secondary market. In such a case, the price at which the notes could be sold likely would be lower than if an active market existed.

**The Policies of the Underlier's Investment Advisor, SSGA Funds Management, Inc., and S&P, the Sponsor of the Index, Could Affect the Amount Payable on the Notes, if Any, and Their Market Value**

The Underlier's investment advisor, SSGA Funds Management, Inc. ("SSGA," or the "investment advisor") may from time to time make certain decisions or judgments with respect to the implementation of policies concerning the calculation of the net asset value of the Underlier, additions, deletions or substitutions of the Underlier Stocks, and the manner in which changes affecting the index are reflected in the Underlier. These decisions or judgments could affect the market price of the shares of the Underlier and, therefore, the amount payable on the notes, if any, at maturity and the market value of the notes prior to maturity. The amount payable on the notes, if any, and their market value could also be affected if the investment advisor discontinues or suspends calculation or publication of the net asset value of the Underlier, in which case it may become difficult to determine the market value of the notes. If events such as these occur, the calculation agent will determine the amount payable, if any, at maturity as described herein and in the product prospectus supplement.

In addition, the index sponsor publishes the index and is responsible for the design and maintenance of the index. The policies of the index sponsor concerning the calculation of the index, including decisions regarding the addition, deletion or substitution of the securities included in the index, could affect the market prices of shares of the Underlier and, therefore, the amount payable on your notes and their market value.

**There Are Risks Associated with the Underlier**

Although the Underlier's shares are listed for trading on NYSE Arca, Inc. ("NYSE Arca") and a number of similar products have been traded on the NYSE Arca or other securities exchanges for varying periods of time, there is no assurance that an active trading market will continue for the shares of the Underlier or that there will be liquidity in the trading market.

In addition, the Underlier is subject to management risk, which is the risk that the investment advisor's investment strategy, the implementation of which is subject to a number of constraints, may not produce the intended results. For example, the investment advisor may select up to 20% of the Underlier's assets to be invested in shares of equity securities that are not included in the index. The Underlier is also not actively managed and may be affected by a general decline in market segments relating to the index. The investment advisor invests in securities included in, or representative of, the index regardless of their investment merits. The investment advisor does not attempt to take defensive positions in declining markets.

In addition, the Underlier is subject to custody risk, which refers to the risks in the process of clearing and settling trades and to the holding of securities by local banks, agent and depositories. Low trading volumes and volatile prices in less developed markets make trades harder to complete and settle, and governments or trade groups may compel local agents to hold securities in designated depositories that are not subject to independent evaluation. The less developed a country's securities market is, the greater the likelihood of custody problems.

Further, under continuous listing standards adopted by the NYSE Arca, the Underlier will be required to confirm on an ongoing basis that the components of the index satisfy the applicable listing requirements. In the event that its index does not comply with the applicable listing requirements, the Underlier would be required to rectify such non-compliance by requesting that the index sponsor modify such index, adopting a new index or obtaining relief from the Securities and Exchange Commission (the "SEC"). There can be no assurance that the index sponsor would so modify the index or that relief would be obtained from the SEC and, therefore, non-compliance with the continuous listing standards may result in the Underlier being delisted by the NYSE Arca.

**The Underlier and the Index Are Different and the Performance of the Underlier May Not Correlate with the Performance of the Index**

The Underlier uses a representative sampling strategy (more fully described under "The Underlier") to attempt to track the performance of the index. The Underlier may not hold all or substantially all of the equity securities included in the index and may hold securities or assets not included in the index. Therefore, while the performance of the Underlier is generally linked to the performance of the index, the performance of the Underlier is also linked in part to shares of equity securities not included in the index and to the performance of other assets, such as futures contracts, options and swaps, as well as cash and cash equivalents, including shares of money market funds affiliated with the Underlier's investment advisor.

Imperfect correlation between the Underlier's portfolio securities and those in the index, rounding of prices, changes to the index and regulatory requirements may cause tracking error, which is the divergence of the Underlier's performance from that of the index.

In addition, the performance of the Underlier will reflect additional transaction costs and fees that are not included in the calculation of the index; this may increase the tracking error of the Underlier. Also, corporate actions with respect to the sample of equity securities (such as mergers and spin-offs) may impact the performance differential between the Underlier and the index. Finally, because the shares of the Underlier are traded on the NYSE Arca and are subject to market supply and investor demand, the market value of one share of the Underlier may differ from the net asset value per share of the Underlier.

For all of the foregoing reasons, the performance of the Underlier may not correlate with the performance of the index. Consequently, the return on the notes will not be the same as investing directly in the Underlier, the index or the Underlier Stocks, and will not be the same as investing in a debt security with a payment at maturity linked to the performance of the index.

**The SPDR® S&P® Metals & Mining ETF is Concentrated in Metals and Mining Companies and Does Not Provide Diversified Exposure**

The Underlier is not diversified. The Underlier's assets are concentrated in metals and mining companies, which means the Underlier is more likely to be adversely affected by any negative performance of metals and mining companies than an ETF that has more diversified holdings across a number of sectors. Metals and mining companies can be significantly affected by events relating to international political and economic developments, energy conservation, the success of exploration projects, commodity prices, exchange rates, import controls, worldwide competition, environmental policies, consumer demand, and tax and other government regulations. Investments in metals and mining companies may be speculative and may be subject to greater price volatility than investments in other types of companies. Metals and mining companies are subject to various risks, including changes in international monetary policies or economic and political conditions that can affect the supply of precious metals and consequently the value of metals and mining company investments. In addition, the United States or foreign governments may pass laws or regulations limiting metals investments for strategic or other policy reasons, and increased environmental or labor costs may depress the value of metals and mining investments. At times, worldwide production of industrial materials has exceeded demand as a result of over-building or economic downturns. Metals and mining companies can also be affected by liabilities for environmental damage and general civil liabilities, depletion of resources and mandated expenditures for safety and pollution control.

**You Have Limited Anti-Dilution Protection**

The calculation agent may adjust the Final Underlier Level to reflect certain corporate actions by the Underlier, as described in the section "Description of the Notes—Anti-Dilution Adjustments for an ETF" in the accompanying product supplement. The calculation agent will not be required to make an adjustment for every event that may affect the Underlier and will have broad discretion to determine whether and to what extent an adjustment is required.

**The Return on Your Notes Will Not Reflect Any Dividends Paid on the Underlier or the Underlier Stocks**

The return on your notes will not reflect the return you would realize if you actually owned the Underlier and received the distributions paid on the shares of the Underlier. You will not receive any dividends that may be paid on any of the Underlier Stocks by the Underlier Stock issuers or the shares of the Underlier. See "—You Have No Shareholder Rights or Rights to Receive Any Shares of the Underlier or Any Underlier Stock" below for additional information.

**The Amount Payable on Your Notes Is Not Linked to the Price of the Underlier at Any Time Other than the Determination Date**

The Final Underlier Level will be the closing price of the Underlier on the Determination Date (subject to adjustment as described elsewhere in this pricing supplement). Therefore, if the closing price of the Underlier decreased significantly on the Determination Date, the Cash Settlement Amount for your notes may be significantly less than it would have been had the Cash Settlement Amount been linked to the closing price of the Underlier prior to such decrease in the price of the Underlier. Although the actual price of the Underlier on the stated maturity date or at other times during the life of your notes may be higher than the Final Underlier Level, you will not benefit from the closing price of the Underlier at any time other than on the Determination Date.

### **Your Notes Will Not Bear Interest**

You will not receive any interest payments on your notes. As a result, even if the Cash Settlement Amount payable for your notes on the stated maturity date exceeds the face amount of your notes, the overall return you earn on your notes may be less than you would have earned by investing in a non-indexed debt security of comparable maturity that bears interest at a prevailing market rate.

### **The Initial Underlier Level Will Be Determined at the Discretion of the Calculation Agent**

The Initial Underlier Level will be the closing price or an intraday price of the Underlier on the trade date, as determined by the calculation agent in its sole discretion. As such, the Initial Underlier Level may not be based on the closing price of the Underlier on the trade date. The Initial Underlier Level may be higher or lower than the actual closing price of the Underlier on the trade date.

### **The Probability that the Final Underlier Level Will Be Less Than the Threshold Level Will Depend in Part on the Volatility of the Underlier**

"Volatility" refers to the frequency and magnitude of changes in the price of the Underlier. The greater the expected volatility with respect to the Underlier on the trade date, the higher the expectation as of the trade date that the Final Underlier Level could be less than the Threshold Level, indicating a higher expected risk of loss on the notes. The terms of the notes are set, in part, based on expectations about the volatility of the Underlier as of the trade date. The volatility of the Underlier can change significantly over the term of the notes. The price of the Underlier could fall sharply, which could result in a significant loss of principal. You should be willing to accept the downside market risk of the Underlier and the potential to lose a significant amount of your principal at maturity.

### **You Have No Shareholder Rights or Rights to Receive Shares of the Underlier or Any Underlier Stock**

Investing in your notes will not make you a holder of the Underlier or any of the Underlier Stocks. Neither you nor any other holder or owner of your notes will have any rights with respect to the Underlier or the Underlier Stocks, including voting rights, any right to receive dividends or other distributions, any rights to make a claim against the Underlier or the Underlier Stocks or any other rights of a holder of the Underlier or the Underlier Stocks. Your notes will be paid in cash and you will have no right to receive delivery of shares of the Underlier or any Underlier Stocks.

### **We May Sell Additional Notes at a Different Issue Price**

At our sole option, we may decide to sell an additional aggregate face amount of the notes subsequent to the date of this pricing supplement. The price to public of the notes in the subsequent sale may differ substantially (higher or lower) from the original price to public you paid as provided on the cover of this pricing supplement.

### **If You Purchase Your Notes at a Premium to Face Amount, the Return on Your Investment Will Be Lower Than the Return on Notes Purchased at Face Amount and the Impact of Certain Key Terms of the Notes Will Be Negatively Affected**

The Cash Settlement Amount will not be adjusted based on the price to public you pay for the notes. If you purchase notes at a price that differs from the face amount of the notes, then the return on your investment in such notes held to the stated maturity date will differ from, and may be substantially less than, the return on notes purchased at face amount. If you purchase your notes at a premium to face amount and hold them to the stated maturity date, the return on your investment in the notes will be lower than it would have been had you purchased the notes at face amount or a discount to face amount. In addition, the impact of the Threshold Level and the Threshold Settlement Amount on the return on your investment will depend upon the price you pay for your notes relative to face amount. For example, if you purchase your notes at a premium to face amount, the Threshold Settlement Amount will only permit a lower positive return in your investment in the notes than would have been the case for notes purchased at face amount or a discount to face amount. Similarly, the Threshold Level, while still providing some protection for the return on the notes, will allow a greater percentage decrease in your investment in the notes than would have been the case for notes purchased at face amount or a discount to face amount.



### **If the Price of the Underlier Changes, the Market Value of Your Notes May Not Change in the Same Manner**

Your notes may trade quite differently from the performance of the Underlier. Changes in the levels of the Underlier may not result in a comparable change in the market value of your notes. We discuss some of the reasons for this disparity under “ — The Market Value of the Notes Will Be Affected by Various Factors That Interrelate in Complex Ways, and Their Market Value May Be Less Than the Face Amount” below.

### **Trading and Hedging Activities by Us, the Guarantor and Any of Our Other Affiliates May Affect Your Return on the Notes and Their Market Value**

We, the Guarantor and our other affiliates, including MLPF&S, and any other distributors of the notes may buy or sell the securities represented by the Underlier, or futures or options contracts on the Underlier or those securities, or other listed or over-the-counter derivative instruments linked to the Underlier or the Underlier Stocks. We, the Guarantor and any of our other affiliates, including MLPF&S, and any other distributors of the notes may execute such purchases or sales for our own or their own accounts, for business reasons, or in connection with hedging our obligations under the notes. These transactions could affect the value of these securities and, in turn, the value of the Underlier in a manner that could be adverse to your investment in the notes. On or before the applicable trade date, any purchases or sales by us, the Guarantor or other entities (including for the purpose of hedging anticipated exposures) may affect the price of the Underlier or the Underlier Stocks. Consequently, the price of the Underlier or the prices of the Underlier Stocks may change subsequent to the trade date of an issue of the notes, adversely affecting the market value of the notes.

We, the Guarantor or one or more of our other affiliates, including MLPF&S, and any other distributors of the notes may also engage in hedging activities that could affect the price of the Underlier on the trade date. In addition, these activities may decrease the market value of your notes prior to maturity, and may affect the amounts to be paid on the notes. We, the Guarantor or one or more of our other affiliates, including MLPF&S, and any other distributors of the notes may purchase or otherwise acquire a long or short position in the notes and may hold or resell the notes. For example, MLPF&S may enter into these transactions in connection with any market making activities in which they engage. We cannot assure you that these activities will not adversely affect the price of the Underlier, the market value of your notes prior to maturity or the amounts payable on the notes.

### **Our Trading, Hedging and Other Business Activities May Create Conflicts of Interest With You**

We, the Guarantor or one or more of our other affiliates, including MLPF&S, and any other distributors of the notes may engage in trading activities related to the Underlier and to the Underlier Stocks that are not for your account or on your behalf. We, the Guarantor or one or more of our other affiliates, including MLPF&S, and any other distributors of the notes also may issue or underwrite other financial instruments with returns based upon the Underlier. These trading and other business activities may present a conflict of interest between your interest in the notes and the interests we, the Guarantor and our other affiliates, including MLPF&S, and any other distributors of the notes may have in our proprietary accounts, in facilitating transactions, including block trades, for our or their other customers, and in accounts under our or their management. These trading and other business activities, if they influence the price of the Underlier or secondary trading in your notes, could be adverse to your interests as a beneficial owner of the notes.

We expect to enter into arrangements or adjust or close out existing transactions to hedge our obligations under the notes. We, the Guarantor or our other affiliates, including MLPF&S, and any other distributors of the notes also may enter into hedging transactions relating to other notes or instruments, some of which may have returns calculated in a manner related to the notes. We may enter into such hedging arrangements with one of our affiliates. Our affiliates or such other distributors may enter into additional hedging transactions with other parties relating to the notes and the Underlier. This hedging activity is expected to result in a profit to those engaging in the hedging activity, which could be more or less than initially expected, or the hedging activity could also result in a loss. We and these other entities will price these hedging transactions with the intent to realize a profit, regardless of whether the value of the notes increases or decreases. Any profit in connection with such hedging activities will be in addition to any other compensation that we or other parties receive for the sale of the notes, which creates an additional incentive to sell the notes to you.

### **There May Be Potential Conflicts of Interest Involving the Calculation Agent, Which Is an Affiliate of Ours. We Have the Right to Appoint and Remove the Calculation Agent**

MLPF&S will be the calculation agent for the notes and, as such, will make a variety of determinations relating to the notes, including the amounts that will be paid on the notes. Under some circumstances, these duties could result in a conflict of interest between its status as our affiliate and its responsibilities as calculation agent. These conflicts could occur, for instance, in connection with the calculation agent's determination as to whether a Market Disruption Event has occurred. The calculation agent will be required to carry out its duties in good faith and use its

reasonable judgment. However, because we expect that the Guarantor will control the calculation agent, potential conflicts of interest could arise.

**The Market Value of the Notes Will Be Affected by Various Factors That Interrelate in Complex Ways, and Their Market Value May Be Less Than the Face Amount**

If you wish to liquidate your investment in the notes prior to maturity, your only option would be to sell them in the secondary market. At that time, there may be an illiquid market for your notes or no market at all. Even if you were able to sell your notes, there are many factors outside of our control that may affect their market value, such as the level and the volatility of the Underlier, economic and other conditions generally, interest rates, dividend yields on the securities represented by the Underlier, exchange rate movements and volatility, our and the guarantor's financial condition and creditworthiness, time to maturity. The impact of any one factor may be offset or magnified by the effect of another factor. See "Risk Factors—General Risks Relating to the Notes—The notes are not designed to be short-term trading instruments and if you attempt to sell the notes prior to maturity, their market value, if any, will be affected by various factors that interrelate in complex ways, and their market value may be less than the principal amount" beginning on page PS-8 of product supplement EQUITY-1.

**The U.S. Federal Income Tax Consequences of an Investment in the Notes Are Uncertain, and May Be Adverse to a Holder of the Notes**

No statutory, judicial, or administrative authority directly addresses the characterization of the notes or securities similar to the notes for U.S. federal income tax purposes. As a result, significant aspects of the U.S. federal income tax consequences of an investment in the notes are not certain. Under the terms of the notes, you will have agreed with us to treat the notes as single financial contracts, as described under "U.S. Federal Income Tax Summary—General." If the Internal Revenue Service (the "IRS") were successful in asserting an alternative characterization for the notes, the timing and character of gain or loss with respect to the notes may differ. No ruling will be requested from the IRS with respect to the notes and no assurance can be given that the IRS will agree with the statements made in the section entitled "U.S. Federal Income Tax Summary." You are urged to consult with your own tax advisor regarding all aspects of the U.S. federal income tax consequences of investing in the notes.

## THE UNDERLIER

All disclosures contained in this pricing supplement regarding the Underlier, including, without limitation, its make-up, method of calculation, and changes in its components, have been derived from publicly available sources. The information reflects the policies of, and is subject to change by SSGA Funds Management, Inc. ("SSGA," or the "investment advisor"). The investment advisor, which licenses the copyright and all other rights to the Underlier, has no obligation to continue to publish, and may discontinue publication of, the Underlier. The consequences of the investment advisor discontinuing publication of the applicable Underlier are discussed in "Description of the Notes—Discontinuance of an ETF" in the accompanying product supplement. None of us, the Guarantor, the calculation agent, or MLPF&S accepts any responsibility for the calculation, maintenance or publication of the Underlier.

None of us, the Guarantor, MLPF&S or any of our other affiliates makes any representation to you as to the future performance of the Underlier.

We obtained the following fee information from the Underlier's website, without independent verification. For additional information regarding the SPDR<sup>®</sup> Series Trust, SSGA, the Underlier and the risk factors attributable to the Underlier, please see the Prospectus, as amended to date, filed as part of the Registration Statement on Form N-1A with the SEC under the Securities Act of 1933, as amended, and under the Investment Company Act of 1940, as amended. Information provided to or filed with the SEC can be inspected and copied at the public reference facilities maintained by the SEC or through the SEC's website at [www.sec.gov](http://www.sec.gov). In addition, information regarding the Underlier, including its top portfolio holdings, may be obtained from other sources including, but not limited to, press releases, newspaper articles, other publicly available documents, and the SPDR<sup>®</sup> Series Trust website at <https://us.spdrs.com/en>. We are not incorporating by reference the website or any material it includes in this pricing supplement. Neither we nor the selling agent makes any representation or warranty as to the accuracy or completeness of any such material.

You should make your own investigation into the Underlier.

### The SPDR<sup>®</sup> S&P<sup>®</sup> Metals & Mining ETF

The shares of the Underlier are issued by the SPDR<sup>®</sup> Series Trust (the "trust"), a registered investment company. The underlier seeks investment results that, before fees and expenses, correspond generally to the total return performance of the index. The underlier trades on the NYSE Arca under the ticker symbol "XME". SSGA Funds Management, Inc. ("SSGA") currently serves as the investment advisor to the Underlier. We obtained the following fee information from the SPDR<sup>®</sup> website, without independent verification.

SSGA is entitled to receive a management fee from the Underlier based on a percentage of the Underlier's average daily net assets at an annual rate of 0.35% of the average daily net assets of the Underlier. From time to time, SSGA may waive all or a portion of its fee, although it does not currently intend to do so. SSGA pays all expenses of the Underlier other than the management fee, brokerage expenses, taxes, interest, fees and expenses of the independent trustees (including any trustee's counsel fees), litigation expenses, acquired ETF fees and expenses and other extraordinary expenses. As of February 14, 2018, the gross expense ratio of the Underlier was 0.35% per annum.

For additional information regarding the trust or SSGA, please consult the reports (including the Annual Report to Shareholders on Form N-CSR for the fiscal year ended June 30, 2017) and other information the trust files with the SEC. Information provided to or filed with the SEC can be inspected and copied at the public reference facilities maintained by the SEC or through the SEC's website at [sec.gov](http://sec.gov). In addition, information regarding the Underlier, including its top portfolio holdings, may be obtained from other sources including, but not limited to, press releases, newspaper articles, other publicly available documents, and the SPDR<sup>®</sup> website at [spdrs.com/product/fund.seam?ticker=XME](http://spdrs.com/product/fund.seam?ticker=XME). We are not incorporating by reference the website, the sources listed above or any material they include in this pricing supplement.

### Investment Objective and Strategy

The underlier seeks to provide investment results that correspond generally to the total return performance, before fees and expenses, of the index underlier uses a representative sampling strategy to try to achieve its investment objective, which means that the Underlier is not required to purchase all of the securities represented in the index. Instead, the Underlier may purchase a subset of the securities in the index in an effort to hold a portfolio of securities with generally the same risk and return characteristics of the index. Under normal market conditions, the Underlier generally invests substantially all, but at least 80%, of its total assets in the securities comprising the index. The underlier will provide shareholders with at least 60 days' notice prior to any change in this 80% investment policy. In addition, the Underlier may invest in equity securities not included in the index, cash and cash

equivalents or money market instruments, such as repurchase agreements and money market funds (including money market funds advised by SSGA).

In certain situations or market conditions, the Underlier may temporarily depart from its normal investment policies and strategies provided that the alternative is consistent with the Underlier's investment objective and is in the best interest of the Underlier. For example, the Underlier may make larger than normal investments in derivatives to maintain exposure to the index if it is unable to invest directly in a component security.

The board may change the Underlier's investment strategy, index and other policies without shareholder approval. The board may also change the Underlier's investment objective without shareholder approval.

Notwithstanding the Underlier's investment objective, the return on your notes will not reflect any dividends paid on the Underlier shares, on the securities purchased by the Underlier or on the securities that comprise the index.

#### **The Underlier's Holdings and Industrial Sector Classifications**

The underlier holds stocks of companies in the metals & mining segment of the S&P Total Market Index ("TMI"). As of February 19, 2018, the Underlier held stocks of companies in the following sub-industries (with their corresponding weights in the Underlier): steel (50.02%), coal & consumable fuels (13.47%), aluminum (12.73%), gold (9.18%), silver (6.40%), copper (4.74%) and diversified metals & mining (3.66%).

As of February 19, 2018, the top ten constituents of the Underlier and their relative weights in the Underlier were as follows: Century Aluminum Company (6.48%), United States Steel Corporation (5.10%), CONSOL Energy Inc. (4.86%), Freeport-McMoRan Inc. (4.73%), Commercial Metals Company (4.68%), Cleveland-Cliffs Inc (4.68%), Allegheny Technologies Incorporated (4.66%), Steel Dynamics Inc. (4.59%), Peabody Energy Corporation (4.48%), and Alcoa Corp. (4.33%). See Annex A for information regarding each holding of the Underlier that comprises more than 5% of the Underlier.

#### **Correlation**

Although SSGA seeks to track the performance of the index (i.e., achieve a high degree of correlation with the index), the Underlier's return may not match the return of the index. The underlier incurs a number of operating expenses not applicable to the index, and incurs costs in buying and selling securities. In addition, the Underlier may not be fully invested at times, generally as a result of cash flows into or out of the Underlier or reserves of cash held by the Underlier to meet redemptions. SSGA may attempt to replicate the index return by investing in fewer than all of the securities in the index, or in some securities not included in the index, potentially increasing the risk of divergence between the Underlier's return and that of the index.

Additional information can be found on the website provided above relating to the Underlier, which compares performance information for the market value return of the Underlier's shares and the index return for various periods.

#### **Industry Concentration Policy**

The Underlier's assets are expected to be concentrated in the same industry or group of industries, as is the case for the index. By focusing its investments in a particular industry or sector, financial, economic, business and other developments affecting issuers in that industry, market or economic sector will have a greater effect on the Underlier than if it had not focused its assets in that industry, market or economic sector, which may increase the volatility of the Underlier.

#### **Share Prices and the Secondary Market**

The trading prices of shares of the Underlier will fluctuate continuously throughout trading hours based on market supply and demand rather than the Underlier's net asset value, which is calculated at the end of each business day. The trading prices of the Underlier's shares may differ (and may deviate significantly during periods of market volatility) from the Underlier's daily net asset value. The indicative optimized portfolio value ("IOPV") of the shares of the Underlier is disseminated every fifteen seconds throughout the trading day by NYSE Arca. The IOPV calculations are based on estimates of the value of the Underlier's net asset value per share using market data converted into U.S. dollars at the current currency rates (if applicable) and is based on quotes and closing prices from the securities' local market and may not reflect events that occur subsequent to the local market's close. Premiums and discounts between the IOPV and the market price may occur. This should not be viewed as a "real-time" update of the net asset value per share of the Underlier, which is calculated only once a day. In addition, the issuance or redemption of ETF shares to or from certain institutional investors, which are done only in large blocks of at least 50,000, may cause temporary dislocations in the market price of the shares.

## The Underlying Index

The S&P<sup>®</sup> Metals & Mining Select Industry<sup>®</sup> Index (Bloomberg symbol, “SPSIMMTR Index”) is managed by S&P Dow Jones Indices LLC (“S&P”) and is a modified equal-weighted index that is designed to measure the performance of stocks in the S&P TMI that both (i) are classified under the Global Industry Classification Standard (“GICS<sup>®</sup>”) in the aluminum, coal & consumable fuels, copper, diversified metals & mining, gold, precious metals & minerals, silver or steel sub-industries and (ii) satisfy certain liquidity and market capitalization requirements. The S&P TMI tracks all eligible U.S. common stocks listed on the NYSE, NYSE Arca, NYSE American (formerly NYSE MKT), Nasdaq Global Select Market, Nasdaq Select Market, Nasdaq Capital Market, Bats BZX, Bats BYX, Bats EDGA, Bats EDGX and IEX. The index is one of the 21 sub-industry sector indices S&P maintains that are derived from a portion of the stocks comprising the S&P TMI. An equal-weighted index is one where every stock or company has the same weight in the index. As such, the index must be rebalanced from time to time to re-establish the proper weighting.

The return on your notes will not reflect any dividends paid on the Underlier shares, on the securities purchased by the Underlier or on the securities that comprise the index.

### Eligibility for Inclusion in the Index

Selection for the index is based on a company’s GICS<sup>®</sup> classification, as well as liquidity and market capitalization requirements. In addition, only U.S. companies are eligible for inclusion in the index. GICS<sup>®</sup> classifications are determined by S&P using criteria it has selected or developed. Index and classification system sponsors may use very different standards for determining sector designations. In addition, many companies operate in a number of sectors, but are listed only in one sector. As a result, sector comparisons between indices with different sponsors may reflect differences in methodology as well as actual differences in the sector composition of the indices.

To be eligible for inclusion in the index, stocks must be in the S&P TMI and satisfy the following combined liquidity and market capitalization criteria: (i) a float-adjusted market capitalization above \$500 million with a float-adjusted liquidity ratio above 90% or (ii) a float-adjusted market capitalization above \$400 million with a float-adjusted liquidity ratio above 150%; and (iii) are U.S. based companies. The float-adjusted liquidity ratio is defined as the dollar value traded over the previous 12 months divided by the float-adjusted market capitalization as of the index’s rebalancing reference date.

All stocks in the related GICS<sup>®</sup> sub-industries satisfying the above requirements are included in the index and, the total number of stocks in the index should be at least 35. If there are fewer than 35 stocks in the index, the market capitalization requirements may be relaxed to reach at least 22 stocks.

With respect to liquidity, the length of time to evaluate liquidity is reduced to the available trading period for companies that recently became public or companies that were spun-off from other companies, the stocks of which therefore do not have 12 months of trading history.

### Current Composition of the Index

As of February 19, 2018, the index held stocks of companies in the following sub-industries (with their corresponding weights in the index): steel (50.02%), coal & consumable fuels (13.47%), aluminum (12.73%), gold (8.98%), silver (6.40%), copper (4.74%) and diversified metals & mining (3.66%).

As of February 19, 2018, the top ten constituents of the index and their relative weights in the index were as follows: Century Aluminum Company (6.49%), United States Steel Corporation (5.10%), CONSOL Energy Inc. (4.86%), Freeport-McMoRan Inc. (4.74%), Commercial Metals Company (4.69%), Cleveland-Cliffs Inc (4.68%), Allegheny Technologies Incorporated (4.66%), Steel Dynamics Inc. (4.60%), Peabody Energy Corporation (4.49%), and Alcoa Corp. (4.33%).

### Calculation of the Total Return of the Index

The total return calculation begins with the price return of the index. The price return index is calculated as the index market value divided by the divisor. Given the index is an equal-weighted index, the market capitalization of each stock used in the calculation of the index market value is redefined so that each stock has an equal weight in the index on each rebalancing date. The adjusted market capitalization for each stock in the index is calculated as the product of the stock price, the number of shares outstanding, the stock’s float factor and the adjustment factor.

A stock’s float factor refers to the number of shares outstanding that are available to investors. S&P indices exclude shares closely held by control groups from the index calculation because such shares are not available to investors. For each stock, S&P calculates an Investable Weight Factor (“IWF”), which is the percentage of total shares outstanding that are included in the index calculation.

The adjustment factor for each stock is assigned at each rebalancing date and is calculated by dividing a specific constant set for the purpose of deriving the adjustment factor (often referred to as modified index shares) by the number of stocks in the index multiplied by the float-adjusted market value of such stock on such rebalancing date.

Adjustments are also made to ensure that no stock in the index will have a weight that exceeds the value that can be traded in a single day for a theoretical portfolio of \$1 billion.

The maximum basket liquidity weight for each stock in the index will be calculated using the ratio of its three-month median daily value traded to a theoretical portfolio value of \$1 billion. Each stock's weight in the index is then compared to its maximum basket liquidity weight and is set to the lesser of (1) its maximum basket liquidity weight or (2) its initial equal weight. All excess weight is redistributed across the index to the uncapped stocks. If necessary, a final adjustment is made to ensure that no stock in the index has a weight greater than 4.5%. No further adjustments are made if the latter step would force the weight of those stocks limited to their maximum basket liquidity weight to exceed that weight. If the index contains exactly 22 stocks as of the rebalancing effective date, the index will be equally weighted without basket liquidity constraints.

If a company has more than one share class line in the S&P TMI, such company will be represented once by the primary listing (generally the most liquid share line). In the event that a company issues a secondary share class to the index share class holders by means of a mandatory distribution, the newly issued share class line will be added to the index on the distribution ex-date, provided that the distributed class is not considered to be de minimis. Both share class lines will then remain in the index until the next rebalancing, at which time only the primary share class line will be considered for continued inclusion.

The index is calculated by using the divisor methodology used in all S&P equity indices. The initial divisor was set to have a base value of 1,000 on December 17, 1999. The index level is the index market value divided by the index divisor. In order to maintain index series continuity, it is also necessary to adjust the divisor at each rebalancing. Therefore, the divisor (after rebalancing) equals the index market value (after rebalancing) divided by the index value before rebalancing. The divisor keeps the index comparable over time and is one manipulation point for adjustments to the index, which we refer to as maintenance of the index.

Once the price return index has been calculated, the total return index is calculated. First, the total daily dividend for each stock in the index is calculated by multiplying the per share dividend by the number of shares included in the index. Dividends are reinvested in the index after the close on the ex-date for such dividend. Then the index dividend is calculated by aggregating the total daily dividends for each of the index stocks (which may be zero for some stocks) and dividing by the divisor for that day. Next the daily total return of the index is calculated as a fraction minus 1, the numerator of which is the sum of the index level plus the index dividend and the denominator of which is the index level on the previous day. Finally, the total return index for that day is calculated as the product of the value of the total return index on the previous day *times* the *sum* of 1 *plus* the index daily total return for that day.

#### **Maintenance of the Index**

The composition of the index is reviewed quarterly. Rebalancing occurs after the closing of the relevant U.S. trading markets on the third Friday of the month ending that quarter. The reference date for float-adjusted market capitalization and the float-adjusted liquidity ratio is after the closing of the last trading date of the previous month. The reference date for GICS<sup>®</sup> classification is as of the rebalancing effective date. Existing stocks in the index are removed at the quarterly rebalancing if either their float-adjusted capitalization falls below \$300 million or their float-adjusted liquidity ratio falls below 50%. A stock will also be deleted from the index if the S&P TMI deletes that stock. Stocks are added between rebalancings only if a company deletion causes the number of stocks in the index to fall below 22. The newly added stock will be added to the index at the weight of the deleted stock. If the stock was deleted at \$0.00, the newly added stock will be added at the deleted stock's previous day's closing value (or the most immediate prior business day that the deleted stock was not valued at \$0.00) and an adjustment to the divisor will be made (only in the case of stocks removed at \$0.00). At the next rebalancing, the index will be rebalanced based on the eligibility requirements and equal-weight methodology discussed above. In the case of GICS<sup>®</sup> changes, where a stock does not belong to a qualifying sub-industry after the classification change, it is removed from the index on the next rebalancing date.

In the case of a merger involving two index constituents, the merged entity will remain in the index provided that it meets all general eligibility requirements. The merged entity will be added to the index at the weight of the stock deemed to be the surviving stock in the transaction (i.e., the surviving stock will not experience a weight change and its subsequent weight will not be equal to that of the pre-merger weight of the merged entities).

Adjustments are made to the index in the event of certain corporate actions relating to the stocks included in the index, such as spin-offs, rights offerings, stock splits and special dividends, as specified below.

The table below summarizes the types of index maintenance adjustments:

<b>Type of Corporate Action</b>	<b>Adjustment Factor</b>	<b>Divisor Adjustment Required</b>
Spin-Off	The spin-off company is added to the index on the ex-date at a price of zero. In general and subject to certain exceptions, both the parent company and spin-off companies will remain in the index until the next index rebalancing, regardless of whether they conform to the theme of the index.	No
Rights Offering	Price is adjusted to equal (i) price of parent company minus (ii) price of rights subscription divided by the rights ratio. Index shares change so that the company's weight remains the same as its weight before the rights offering.	No
Stock split (e.g., 2-for-1), stock dividend or reverse stock split	Index shares multiplied by split factor (i.e., 2); stock price divided by split factor (i.e., 2)	No
Share issuance or share repurchase	None	No
Special dividends	Price of the stock making the special dividend payment is reduced by the per share special dividend amount after the close of trading on the day before the dividend ex-date.	Yes

#### **Unexpected Exchange Closures**

An unexpected market/exchange closure occurs when a market/exchange fully or partially fails to open or trading is temporarily halted. This can apply to a single exchange or to a market as a whole, when all of the primary exchanges are closed and/or not trading. Unexpected market/exchange closures are usually due to unforeseen circumstances, such as natural disasters, inclement weather, outages, or other events.

To a large degree, S&P is dependent on the exchanges to provide guidance in the event of an unexpected exchange closure. S&P's decision making is dependent on exchange guidance regarding pricing and mandatory corporate actions.

SEC Rule 123C-Equities provides closing contingency procedures for determining an official closing price for listed securities if the exchange is unable to conduct a closing transaction in one or more securities due to a system or technical issue.

3:00 PM ET is the deadline for an exchange to determine its plan of action regarding an outage scenario. As such, S&P also uses 3:00 PM ET as the cutoff.

If all major exchanges fail to open or unexpectedly halt trading intraday due to unforeseen circumstances, S&P will take the following actions:

Market Disruption Prior to Open of Trading:

(i) If all exchanges indicate that trading will not open for a given day, S&P will treat the day as an unscheduled market holiday. The decision will be communicated to clients as soon as possible through the normal channels. Indices containing multiple markets will be calculated as normal, provided that at least one market is open that day. Indices which only contain closed markets will not be calculated.

(ii) If exchanges indicate that trading, although delayed, will open for a given day, S&P will begin index calculation when the exchanges open.

**Market Disruption Intraday:**

(i) If exchanges indicate that trading will not resume for a given day, the index level will be calculated using prices determined by the exchanges based on SEC Rule 123C. Intraday index values will continue to use the last traded composite price until the primary exchange publishes official closing prices.



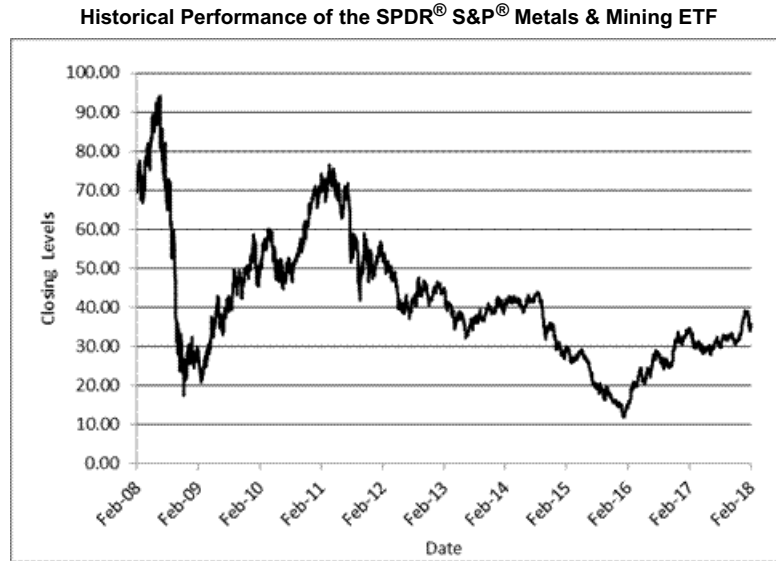
### Historical Closing Prices of the Underlier

The closing price of the Underlier has fluctuated in the past and may, in the future, experience significant fluctuations. Any historical upward or downward trend in the closing price of the Underlier during the period shown below is not an indication that the Underlier is more or less likely to increase or decrease at any time during the life of your notes.

**You should not take the historical prices of the Underlier as an indication of its future performance.** We cannot give you any assurance that the future performance of the Underlier or the Underlier Stocks will result in your receiving an amount greater than the outstanding face amount of your notes on the stated maturity date.

Neither we nor any of our affiliates make any representation to you as to the performance of the Underlier. Before investing in the offered notes, you should consult publicly available information to determine the levels of the Underlier between the date of this pricing supplement and the date of your purchase of the offered notes. The actual performance of the Underlier over the life of the offered notes, as well as the Cash Settlement Amount, may bear little relation to the historical closing prices shown below.

The graph below shows the daily historical closing prices of the Underlier from February 16, 2008 through February 16, 2018. We obtained the closing prices in the graph below from Bloomberg Financial Services, without independent verification.



## SUPPLEMENTAL PLAN OF DISTRIBUTION—CONFLICTS OF INTEREST

BofA Finance expects to agree to sell to MLPF&S, and MLPF&S expects to agree to purchase from BofA Finance, the aggregate face amount of the offered notes specified on the front cover of this pricing supplement. MLPF&S proposes initially to offer the notes to the public at the price to public set forth on the cover page of this pricing supplement, and to certain unaffiliated securities dealers at such prices less a concession not in excess of 1.00% of the face amount. The price to public for notes purchased by certain fee-based advisory accounts will be between 99.00% and 100.00% of the face amount, which reflects a foregone underwriting discount with respect to such notes (i.e., the underwriting discount specified on the cover of this pricing supplement with respect to such notes is 0.00%).

We expect to deliver the notes against payment therefor in New York, New York on , 2018, which is expected to be the fifth scheduled business day following the trade date. Under Rule 15c6-1 of the Securities Exchange Act of 1934, trades in the secondary market generally are required to settle in two business days, unless the parties to any such trade expressly agree otherwise. Accordingly, purchasers who wish to trade the notes on any date prior to two business days before delivery will be required, by virtue of the fact that the notes are initially expected to settle in five business days (T + 5), to specify alternative settlement arrangements to prevent a failed settlement.

MLPF&S, a broker-dealer affiliate of ours, is a member of the Financial Industry Regulatory Authority, Inc. ("FINRA") and will participate as selling agent in the distribution of the notes. Accordingly, the offering of the notes will conform to the requirements of FINRA Rule 5121. MLPF&S may not make sales in this offering to any of its discretionary accounts without the prior written approval of the account holder.

MLPF&S and any of our other broker-dealer affiliates, may use this pricing supplement, and the accompanying product supplement, prospectus supplement and prospectus for offers and sales in secondary market transactions and market-making transactions in the notes. However, they are not obligated to engage in such secondary market transactions and/or market-making transactions. The selling agent may act as principal or agent in these transactions, and any such sales will be made at prices related to prevailing market conditions at the time of the sale.

As agreed by MLPF&S and the distribution participants, for approximately a three-month period after the trade date, MLPF&S expects to offer to buy the notes in the secondary market at a price that will exceed the estimated value of the notes at that time; the amount of this excess will decline on a straight line basis over that period. Thereafter, if MLPF&S buys or sells your notes, it will do so at prices that reflect the estimated value determined by reference to its pricing models at that time. Any price at any time after the trade date will be based on then-prevailing market conditions and other considerations, including the performance of the Underlier and the remaining term of the notes. However, none of us, the Guarantor, MLPF&S or any other party is obligated to purchase your notes at any price or at any time, and we cannot assure you that any party will purchase your notes at a price that equals or exceeds the initial estimated value of the notes.

Any price that MLPF&S may pay to repurchase the notes will depend upon then prevailing market conditions, the creditworthiness of us and the Guarantor, and transaction costs. At certain times, this price may be higher than or lower than the initial estimated value of the notes.

No Prospectus (as defined in Directive 2003/71/EC (as amended, the "Prospectus Directive")) will be prepared in connection with these notes. Accordingly, these notes may not be offered to the public in any member state of the European Economic Area (the "EEA"), and any purchaser of these notes who subsequently sells any of these notes in any EEA member state must do so only in accordance with the requirements of the Prospectus Directive, as implemented in that member state.

The notes are not intended to be offered, sold or otherwise made available to, and should not be offered, sold or otherwise made available to, any retail investor in the EEA. For these purposes, the expression "offer" includes the communication in any form and by any means of sufficient information on the terms of the offer and the notes to be offered so as to enable an investor to decide to purchase or subscribe the notes, and a "retail investor" means a person who is one (or more) of: (a) a retail client, as defined in point (11) of Article 4(1) of Directive 2014/65/EU (as amended, "MiFID II"); or (b) a customer, within the meaning of Insurance Distribution Directive 2016/97/EU, as amended, where that customer would not qualify as a professional client as defined in point (10) of Article 4(1) of MiFID II; or (c) not a qualified investor as defined in the Prospectus Directive. Consequently, no key information document required by Regulation (EU) No 1286/2014 (as amended, the "PRIIPs Regulation") for offering or selling the notes or otherwise making them available to retail investors in the EEA has been prepared, and therefore, offering or selling the notes or otherwise making them available to any retail investor in the EEA may be unlawful under the PRIIPs Regulation.

## STRUCTURING THE NOTES

The notes are our debt securities, the return on which is linked to the performance of the Underlier. The related guarantees are BAC's obligations. As is the case for all of our and BAC's respective debt securities, including our market-linked notes, the economic terms of the notes reflect our and BAC's actual or perceived creditworthiness at the time of pricing. In addition, because market-linked notes result in increased operational, funding and liability management costs to us and BAC, BAC typically borrows the funds under these types of notes at a rate, which we refer to in this pricing supplement as BAC's internal funding rate, that is more favorable to BAC than the rate that it might pay for a conventional fixed or floating rate debt security. This generally relatively lower internal funding rate, which is reflected in the economic terms of the notes, along with the fees and charges associated with market-linked notes, typically results in the initial estimated value of the notes on the trade date being less than their public offering price.

In order to meet our payment obligations on the notes, at the time we issue the notes, we may choose to enter into certain hedging arrangements (which may include call options, put options or other derivatives) with MLPF&S or one of our other affiliates. The terms of these hedging arrangements are determined based upon terms provided by MLP&S and its affiliates, and take into account a number of factors, including our and BAC's creditworthiness, interest rate movements, the volatility of the Underlier, the tenor of the notes and the hedging arrangements. The economic terms of the notes and their initial estimated value depend in part on the terms of these hedging arrangements.

MLPF&S has advised us that the hedging arrangements will include hedging related charges, reflecting the costs associated with, and our affiliates' profit earned from, these hedging arrangements. Since hedging entails risk and may be influenced by unpredictable market forces, actual profits or losses from these hedging transactions may be more or less than any expected amounts.

For further information, see "Risk Factors" beginning on page PS-12 above and "Supplemental Use of Proceeds" on page PS-16 of product supplement EQUITY-1.

## U.S. FEDERAL INCOME TAX SUMMARY

The following summary of the material U.S. federal income tax considerations of the acquisition, ownership, and disposition of the notes supplements, and to the extent inconsistent supersedes, the discussions under "U.S. Federal Income Tax Considerations" in the accompanying prospectus and under "U.S. Federal Income Tax Considerations" in the accompanying prospectus supplement and is not exhaustive of all possible tax considerations. This summary is based upon the Internal Revenue Code of 1986, as amended (the "Code"), regulations promulgated under the Code by the U.S. Treasury Department ("Treasury") (including proposed and temporary regulations), rulings, current administrative interpretations and official pronouncements of the IRS, and judicial decisions, all as currently in effect and all of which are subject to differing interpretations or to change, possibly with retroactive effect. No assurance can be given that the IRS would not assert, or that a court would not sustain, a position contrary to any of the tax consequences described below. This summary does not include any description of the tax laws of any state or local governments, or of any foreign government, that may be applicable to a particular holder.

Although the notes are issued by us, they will be treated as if they were issued by Bank of America Corporation for U.S. federal income tax purposes. Accordingly throughout this tax discussion, references to "we," "our" or "us" are generally to Bank of America Corporation unless the context requires otherwise.

This summary is directed solely to U.S. Holders and Non-U.S. Holders that, except as otherwise specifically noted, will purchase the notes upon original issuance and will hold the notes as capital assets within the meaning of Section 1221 of the Code, which generally means property held for investment, and that are not excluded from the discussion under "U.S. Federal Income Tax Considerations" in the accompanying prospectus.

*You should consult your own tax advisor concerning the U.S. federal income tax consequences to you of acquiring, owning, and disposing of the notes, as well as any tax consequences arising under the laws of any state, local, foreign, or other tax jurisdiction and the possible effects of changes in U.S. federal or other tax laws.*

### General

Although there is no statutory, judicial, or administrative authority directly addressing the characterization of the notes, in the opinion of our counsel, Morrison & Foerster LLP, and based on certain factual representations received from us, the notes should be treated as single financial contracts with respect to the Underlier and under the terms of the notes, we and every investor in the notes agree, in the absence of an administrative determination or judicial ruling to the contrary, to treat the notes in accordance with such characterization. This discussion assumes that the notes constitute single financial contracts with respect to the Underlier for U.S. federal income tax purposes. If the notes did not constitute single financial contracts, the tax consequences described below would be materially different.

*This characterization of the notes is not binding on the IRS or the courts. No statutory, judicial, or administrative authority directly addresses the characterization of the notes or any similar instruments for U.S. federal income tax purposes, and no ruling is being requested from the IRS with respect to their proper characterization and treatment. Due to the absence of authorities on point, significant aspects of the U.S. federal income tax consequences of an investment in the notes are not certain, and no assurance can be given that the IRS or any court will agree with the characterization and tax treatment described in this supplement. Accordingly, you are urged to consult your tax advisor regarding all aspects of the U.S. federal income tax consequences of an investment in the notes, including possible alternative characterizations.*

Unless otherwise stated, the following discussion is based on the characterization described above. The discussion in this section assumes that there is a significant possibility of a significant loss of principal on an investment in the notes.

We will not attempt to ascertain whether the Underlier or the issuer of any component stocks included in the Underlier would be treated as a "passive foreign investment company" ("PFIC"), within the meaning of Section 1297 of the Code, or a United States real property holding corporation, within the meaning of Section 897(c) of the Code. If the Underlier or the issuer of one or more stocks included in the Underlier were so treated, certain adverse U.S. federal income tax consequences could possibly apply to a holder of the notes. You should refer to information filed with the SEC by the Underlier and the issuers of the component stocks included in the Underlier and consult your tax advisor regarding the possible consequences to you, if any, if the Underlier or any issuer of the component

stocks included in the Underlier is or becomes a PFIC or is or becomes a United States real property holding corporation.

## **U.S. Holders**

Upon receipt of a cash payment at maturity or upon a sale, exchange, or redemption of the notes prior to maturity, a U.S. Holder generally will recognize capital gain or loss equal to the difference between the amount realized and the U.S. Holder's tax basis in the notes. A U.S. Holder's tax basis in the notes will equal the amount paid by that holder to acquire them. Subject to the discussion below concerning the possible application of the "constructive ownership" rules of Section 1260 of the Code, this capital gain or loss generally will be long-term capital gain or loss if the U.S. Holder held the notes for more than one year. The deductibility of capital losses is subject to limitations.

*Possible Application of Section 1260 of the Code.* Since the Underlier is the type of financial asset described under Section 1260 of the Code (including, among others, any equity interest in pass-thru entities such as exchange traded funds, regulated investment companies, real estate investment trusts, partnerships, and passive foreign investment companies, each a "Section 1260 Financial Asset"), while the matter is not entirely clear, there may exist a risk that an investment in the notes will be treated, in whole or in part, as a "constructive ownership transaction" to which Section 1260 of the Code applies. If Section 1260 of the Code applies, all or a portion of any long-term capital gain recognized by a U.S. Holder in respect of the notes will be recharacterized as ordinary income (the "Excess Gain"). In addition, an interest charge will also apply to any deemed underpayment of tax in respect of any Excess Gain to the extent such gain would have resulted in gross income inclusion for the U.S. Holder in taxable years prior to the taxable year of the sale, exchange, redemption, or settlement (assuming such income accrued at a constant rate equal to the applicable federal rate as of the date of sale, exchange, or settlement).

If an investment in the notes is treated as a constructive ownership transaction, it is not clear to what extent any long-term capital gain of a U.S. Holder in respect of the notes will be recharacterized as ordinary income. It is possible, for example, that the amount of the Excess Gain (if any) that would be recharacterized as ordinary income in respect of the notes will equal the excess of (i) any long-term capital gain recognized by the U.S. Holder in respect of the notes and attributable to Section 1260 Financial Assets, over (ii) the "net underlying long-term capital gain" (as defined in Section 1260 of the Code) such U.S. Holder would have had if such U.S. Holder had acquired an amount of the corresponding Section 1260 Financial Assets at fair market value on the original issue date for an amount equal to the portion of the issue price of the notes attributable to the corresponding Section 1260 Financial Assets and sold such amount of Section 1260 Financial Assets at maturity or upon sale, exchange, or redemption of the notes at fair market value. Unless otherwise established by clear and convincing evidence, the net underlying long-term capital gain is treated as zero and therefore it is possible that all long-term capital gain recognized by a U.S. Holder in respect of the notes will be recharacterized as ordinary income if Section 1260 of the Code applies to an investment in the notes. U.S. Holders should consult their tax advisors regarding the potential application of Section 1260 of the Code to an investment in the notes.

As described below, the IRS, as indicated in Notice 2008-2 ("Notice"), is considering whether Section 1260 of the Code generally applies or should apply to the notes, including in situations where the Underlier is not the type of financial asset described under Section 1260 of the Code.

*Alternative Tax Treatments.* Due to the absence of authorities that directly address the proper tax treatment of the notes, prospective investors are urged to consult their tax advisors regarding all possible alternative tax treatments of an investment in the notes. In particular, the IRS could seek to subject the notes to the Treasury regulations governing contingent payment debt instruments. If the IRS were successful in that regard, the timing and character of income on the notes would be affected significantly. Among other things, a U.S. Holder would be required to accrue original issue discount every year at a "comparable yield" determined at the time of issuance. In addition, any gain realized by a U.S. Holder at maturity or upon a sale, exchange, or redemption of the notes generally would be treated as ordinary income, and any loss realized at maturity would be treated as ordinary loss to the extent of the U.S. Holder's prior accruals of original issue discount, and as capital loss thereafter.

The IRS released the Notice, which sought comments from the public on the taxation of financial instruments currently taxed as "prepaid forward contracts." This Notice addresses instruments such as the notes. According to the Notice, the IRS and Treasury are considering whether a holder of an instrument such as the notes should be required to accrue ordinary income on a current basis, regardless of whether any payments are made prior to maturity. It is not possible to determine what guidance the IRS and Treasury will ultimately issue, if any. Any such

future guidance may affect the amount, timing and character of income, gain, or loss in respect of the notes, possibly with retroactive effect.

The IRS and Treasury are also considering additional issues, including whether additional gain or loss from such instruments should be treated as ordinary or capital, whether foreign holders of such instruments should be subject to withholding tax on any deemed income accruals, whether Section 1260 of the Code, concerning certain "constructive ownership transactions," generally applies or should generally apply to such instruments, and whether any of these determinations depend on the nature of the underlying asset.

In addition, proposed Treasury regulations require the accrual of income on a current basis for contingent payments made under certain notional principal contracts. The preamble to the regulations states that the "wait and see" method of accounting does not properly reflect the economic accrual of income on those contracts, and requires current accrual of income for some contracts already in existence. While the proposed regulations do not apply to prepaid forward contracts, the preamble to the proposed regulations expresses the view that similar timing issues exist in the case of prepaid forward contracts. If the IRS or Treasury publishes future guidance requiring current economic accrual for contingent payments on prepaid forward contracts, it is possible that you could be required to accrue income over the term of the notes.

Because of the absence of authority regarding the appropriate tax characterization of the notes, it is also possible that the IRS could seek to characterize the notes in a manner that results in tax consequences that are different from those described above. For example, the IRS could possibly assert that any gain or loss that a holder may recognize at maturity or upon the sale, exchange or redemption of the notes should be treated as ordinary gain or loss.

It is possible that the IRS could assert that a U.S. Holder's holding period in respect of the notes should end on the applicable Observation Date, even though such holder will not receive any amounts in respect of the notes prior to the redemption or maturity of the notes. In such case, if the applicable Observation Date is not in excess of one year from the original issue date, a U.S. Holder may be treated as having a holding period in respect of the notes equal to one year or less, in which case any gain or loss such holder recognizes at such time would be treated as short-term capital gain or loss.

## Non-U.S. Holders

Except as discussed below, a Non-U.S. Holder generally will not be subject to U.S. federal income or withholding tax for amounts paid in respect of the notes provided that the Non-U.S. Holder complies with applicable certification requirements and that the payment is not effectively connected with the conduct by the Non-U.S. Holder of a U.S. trade or business. Notwithstanding the foregoing, gain from the sale, exchange, or redemption of the notes or their settlement at maturity may be subject to U.S. federal income tax if that Non-U.S. Holder is a non-resident alien individual and is present in the U.S. for 183 days or more during the taxable year of the settlement at maturity, sale, exchange, or redemption and certain other conditions are satisfied.

If a Non-U.S. Holder of the notes is engaged in the conduct of a trade or business within the U.S. and if gain realized on the settlement at maturity, or upon sale, exchange, or redemption of the notes, is effectively connected with the conduct of such trade or business (and, if certain tax treaties apply, is attributable to a permanent establishment maintained by the Non-U.S. Holder in the U.S.), the Non-U.S. Holder generally will be subject to U.S. federal income tax on such gain on a net income basis in the same manner as if it were a U.S. Holder. Such Non-U.S. Holders should read the material under the heading “—U.S. Holders,” for a description of the U.S. federal income tax consequences of acquiring, owning, and disposing of the notes. In addition, if such Non-U.S. Holder is a foreign corporation, it may also be subject to a branch profits tax equal to 30% (or such lower rate provided by any applicable tax treaty) of a portion of its earnings and profits for the taxable year that are effectively connected with its conduct of a trade or business in the U.S., subject to certain adjustments.

A “dividend equivalent” payment is treated as a dividend from sources within the United States and such payments generally would be subject to a 30% U.S. withholding tax if paid to a Non-U.S. Holder. Under U.S. Treasury Department regulations, payments (including deemed payments) with respect to equity-linked instruments (“ELIs”) that are “specified ELIs” may be treated as dividend equivalents if such specified ELIs reference an interest in an “underlying security,” which is generally any interest in an entity taxable as a corporation for U.S. federal income tax purposes if a payment with respect to such interest could give rise to a U.S. source dividend. However, Internal Revenue Service guidance provides that withholding on dividend equivalent payments will not apply to specified ELIs that are not delta-one instruments and that are issued before January 1, 2019. Based on our determination that the notes are not delta one instruments, Non-U.S. Holders should not be subject to withholding on dividend equivalent payments, if any, under the notes. However, it is possible that the notes could be treated as deemed reissued for U.S. federal income tax purposes upon the occurrence of certain events affecting the Underlier or the notes, and following such occurrence the notes could be treated as subject to withholding on dividend equivalent payments. Non-U.S. Holders that enter, or have entered, into other transactions in respect of the Underlier or the notes should consult their tax advisors as to the application of the dividend equivalent withholding tax in the context of the notes and their other transactions. If any payments are treated as dividend equivalents subject to withholding, we (or the applicable paying agent) would be entitled to withhold taxes without being required to pay any additional amounts with respect to amounts so withheld.

As discussed above, alternative characterizations of the notes for U.S. federal income tax purposes are possible. Should an alternative characterization, by reason of change or clarification of the law, by regulation or otherwise, cause payments as to the notes to become subject to withholding tax, tax will be withheld at the applicable statutory rate. As discussed above, the IRS has indicated in the Notice that it is considering whether income in respect of instruments such as the notes should be subject to withholding tax. Prospective Non-U.S. Holders of the notes should consult their own tax advisors in this regard.

*U.S. Federal Estate Tax.* Under current law, while the matter is not entirely clear, individual Non-U.S. Holders, and entities whose property is potentially includible in those individuals' gross estates for U.S. federal estate tax purposes (for example, a trust funded by such an individual and with respect to which the individual has retained certain interests or powers), should note that, absent an applicable treaty benefit, a note is likely to be treated as U.S. situs property, subject to U.S. federal estate tax. These individuals and entities should consult their own tax advisors regarding the U.S. federal estate tax consequences of investing in a note.

## Backup Withholding and Information Reporting

Please see the discussion under “U.S. Federal Income Tax Considerations — Taxation of Debt Securities — Backup Withholding and Information Reporting” in the accompanying prospectus for a description of the applicability of the backup withholding and information reporting rules to payments made on the notes.

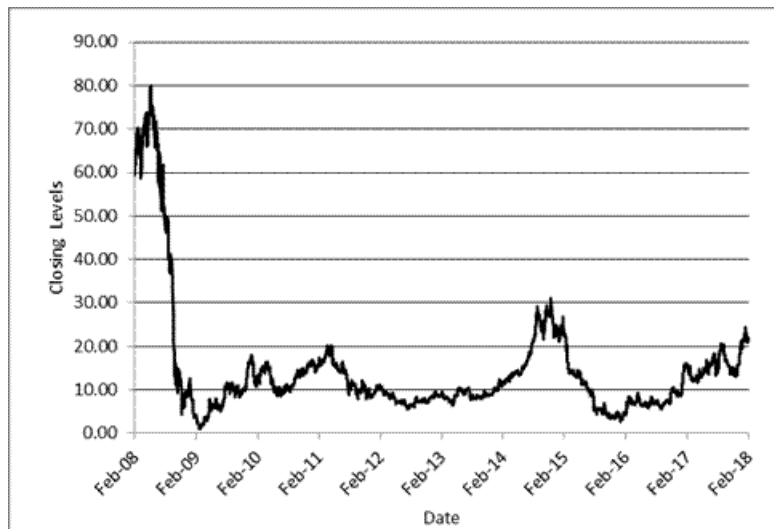
**Annex A**

**Holdings With Weights Equal to or in Excess of 5% of the Underlier**

Century Aluminum Company, Freeport-McMoRan Inc. and CONSOL Energy Inc. are registered under the Securities and Exchange Act of 1934, as amended ("Exchange Act"). Companies with securities registered under the Exchange Act are required to file financial and other information specified by the SEC periodically. Information filed with the SEC can be inspected and copied at the SEC's public reference room located at 100 F Street, N.E., Washington, D.C. 20549, at prescribed rates. You may obtain information on the operation of the public reference room by calling the SEC at 1-800-SEC-0330. In addition, information filed by these underlier stock issuers with the SEC electronically can be reviewed through a web site maintained by the SEC. The address of the SEC's web site is sec.gov. Information filed with the SEC by each of the above-referenced underlier stock issuers under the Exchange Act can be located by referencing its SEC file number specified below.

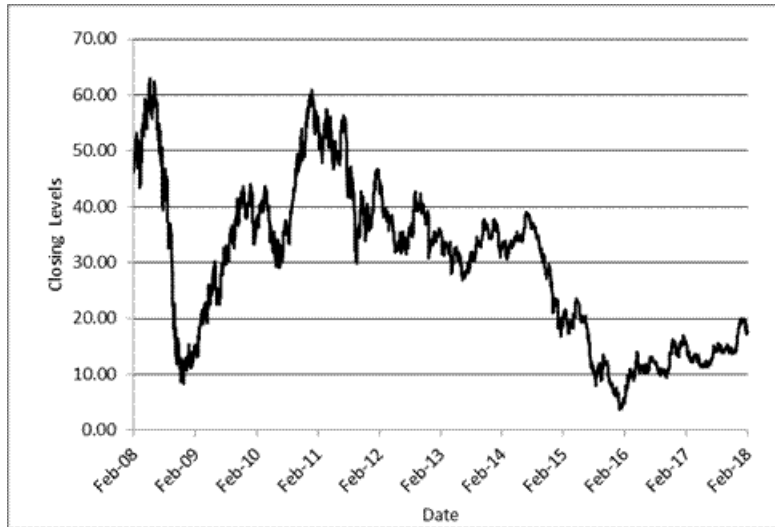
The graphs below show the daily historical closing prices of Century Aluminum Company and Freeport-McMoRan Inc. from February 16, 2008 through February 16, 2018, adjusted for corporate events, if applicable. However, the graph for CONSOL Energy Inc. shows these prices from November 3, 2017 to February 16, 2018, as that company's common stock began as "when-issued" trading on November 3, 2017 and began as "regular-way" trading on November 29, 2017. We obtained the prices in the graphs below using data from Bloomberg Financial Services, without independent verification. We have taken the descriptions of these companies from publicly available information without independent verification.

According to publicly available information, Century Aluminum Company produces primary aluminum and operates aluminum reduction facilities. Information filed with the SEC by this issuer under the Exchange Act can be located by referencing its SEC file number 001-34474.

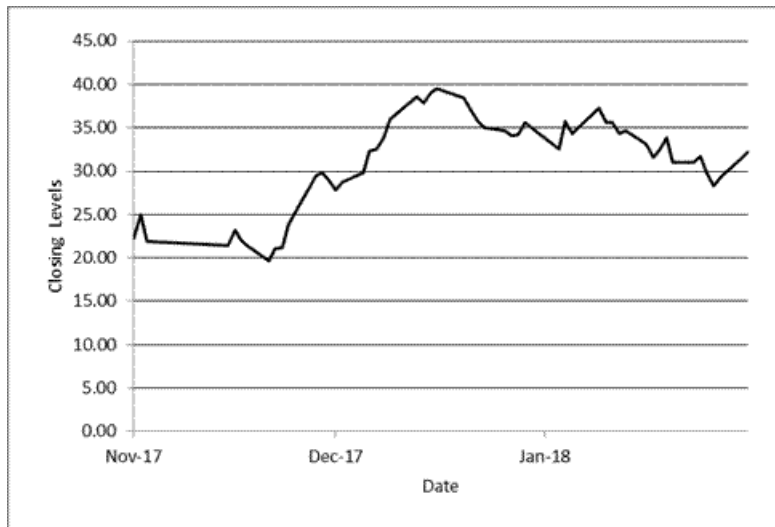




According to publicly available information, Freeport-McMoRan Inc. is a mining company. Information filed with the SEC by this issuer under the Exchange Act can be located by referencing its SEC file number 001-11307-01.



According to publicly available information, CONSOL Energy Inc. is a coal company. Information filed with the SEC by this issuer under the Exchange Act can be located by referencing its SEC file number 001-38147.



## TABLE OF CONTENTS

### Pricing Supplement

	<u>Page</u>
Summary Information	PS-5
Hypothetical Examples	PS-9
Risk Factors	PS-12
The Underlier	PS-19
Supplemental Plan of Distribution—Conflicts of Interest	PS-26
Structuring the Notes	PS-27
U.S. Federal Income Tax Summary	PS-28
Annex A	A-1

### Product Supplement EQUITY-1 dated January 24, 2017

Summary	PS-3
Risk Factors	PS-5
Supplemental Use of Proceeds	PS-16
Description of the Notes	PS-17
Supplemental Plan of Distribution; Conflicts of Interest	PS-28
U.S. Federal Income Tax Considerations	PS-29

### Prospectus Supplement dated November 4, 2016

About this Prospectus Supplement	S-3
Risk Factors	S-4
Description of the Notes	S-7
U.S. Federal Income Tax Considerations	S-15
Supplemental Plan of Distribution (Conflicts of Interest)	S-15
Legal Matters	S-26

### Prospectus dated November 4, 2016

About this Prospectus	3
Prospectus Summary	4
Risk Factors	7
Bank of America Corporation	13
BofA Finance LLC	13
Use of Proceeds	13
Description of Debt Securities	14
Registration and Settlement	42
U.S. Federal Income Tax Considerations	50
EU Directive on the Taxation of Savings Income	68
Plan of Distribution (Conflicts of Interest)	69
ERISA Considerations	73
Where You Can Find More Information	74
Forward-Looking Statements	76
Legal Matters	76
Experts	77

We have not authorized anyone to provide any information or to make any representations other than those contained or incorporated by reference in this pricing supplement, the accompanying product supplement, the accompanying prospectus supplement or the accompanying prospectus. We take no responsibility for, and can provide no assurance as to the reliability of, any other information that others may give you. These documents are an offer to sell only the notes offered hereby, but only under circumstances and in jurisdictions where it is lawful to do so. The information contained in each such document is current only as of its respective date.

\$

**BofA Finance LLC**

Digital SPDR® S&P® Metals & Mining ETF - Linked Notes  
due , 2019

**Fully and Unconditionally Guaranteed by  
Bank of America Corporation**



**BofA Merrill Lynch**