

Pricing Supplement dated June 28, 2018.



BofA Finance LLC

\$6,660,000

Leveraged Basket-Linked Notes due January 2, 2020
Fully and Unconditionally Guaranteed by
Bank of America Corporation

The notes do not bear interest. The amount that you will be paid on your notes on the stated maturity date (January 2, 2020) is based on the performance of a weighted basket comprised of the EURO STOXX 50[®] Index (37% weighting), the FTSE[®] 100 Index (23% weighting), the TOPIX[®] (23% weighting), the Swiss Market Index (9% weighting) and the S&P[®]/ASX 200 Index (8% weighting), as measured from the trade date (June 28, 2018) to and including the determination date (December 30, 2019, subject to adjustment). The initial basket level is 100 and the final basket level will equal the sum of the products, as calculated for each basket underlier, of: (i) the final index level divided by (ii) the initial index level (EURO STOXX 50[®] Index (3,365.52), the FTSE[®] 100 Index (7,615.63), the TOPIX[®] (1,727.00), the Swiss Market Index (8,461.71) and the S&P[®]/ASX 200 Index (6,215.388)) multiplied by (iii) the applicable initial weighted value for the basket underlier. If the final basket level on the determination date is greater than the initial basket level, the return on your notes will be positive, subject to the maximum settlement amount of \$1,280.00 for each \$1,000 face amount of your notes. **If the final basket level declines from the initial basket level, the return on your notes will be negative. You may lose some or all of your investment in the notes.**

To determine your payment at maturity, we will calculate the basket return, which is the percentage increase or decrease in the final basket level from the initial basket level. On the stated maturity date, for each \$1,000 face amount of your notes, you will receive an amount in cash equal to:

- if the basket return is *zero* or *positive* (the final basket level is *equal* to the initial basket level or *greater than* the initial basket level), the *sum* of (i) \$1,000 *plus* (ii) the *product* of (a) \$1,000 *times* (b) 5.0 *times* (c) the basket return, subject to the maximum settlement amount; or
- if the basket return is *negative* (the final basket level is *less than* the initial basket level), the *sum* of (i) \$1,000 *plus* (ii) the *product* of (a) the basket return *times* (b) \$1,000. **This amount will be less than \$1,000.**

Declines in one basket underlier may offset increases in the other basket underliers. Due to the unequal weighting of each basket underlier, the performances of the EURO STOXX 50[®] Index, the FTSE[®] 100 Index and the TOPIX[®] will have a significantly larger impact on your return on the notes than the performance of the Swiss Market Index or the S&P[®]/ASX 200 Index.

The notes will not be listed on any securities exchange. Investment in the notes involves certain risks, including the credit risk of BofA Finance LLC (“BofA Finance”), as issuer of the notes, and the credit risk of Bank of America Corporation (“BAC” or the “Guarantor”), as guarantor of the notes. Potential purchasers of the notes should consider the information in “Risk Factors” beginning on page PS-18 of this pricing supplement, page PS-5 of the accompanying product supplement, page S-4 of the accompanying prospectus supplement, and page 7 of the accompanying prospectus.

As of the trade date, the initial estimated value of the notes is \$977.70 per \$1,000 in face amount. See “Summary Information” beginning on page PS-6 of this pricing supplement, “Risk Factors” beginning on page PS- 18 of this pricing supplement and “Structuring the Notes” on page PS-47 of this pricing supplement for additional information. The actual value of your notes at any time will reflect many factors and cannot be predicted with accuracy.

Original issue date:	July 6, 2018	Price to public ⁽²⁾ :	100.00% of the face amount
Underwriting discount: ^{(1) (2)}	1.67% of the face amount	Net proceeds to the issuer:	98.33% of the face amount

⁽¹⁾ Merrill Lynch, Pierce, Fenner & Smith Incorporated (“MLPF&S”), an affiliate of BofA Finance, will participate as selling agent in the distribution of the notes. See “Supplemental Plan of Distribution — Conflicts of Interest” on page PS-45 of this pricing supplement.

⁽²⁾ The price to public for certain investors will be 98.33% of the face amount, reflecting a foregone underwriting discount with respect to such notes; see “Supplemental Plan of Distribution - Conflicts of Interest” on page PS-45 of this pricing supplement.

Neither the Securities and Exchange Commission nor any other regulatory body has approved or disapproved of these securities or passed upon the accuracy or adequacy of this pricing supplement or the accompanying prospectus, prospectus supplement or product supplement. Any representation to the contrary is a criminal offense. The notes and the related guarantee of the notes by the Guarantor are unsecured and are not savings accounts, deposits, or other obligations of a bank. The notes are not guaranteed by Bank of America, N.A. or any other bank, are not insured by the Federal Deposit Insurance Corporation or any other governmental agency.

BofA Merrill Lynch
Selling Agent

The price to public, underwriting discount and net proceeds listed above relate to the notes we sell initially. We may decide to sell additional notes after the date of this pricing supplement, at prices to public with underwriting discounts and net proceeds that differ from the amounts set forth above. The return (whether positive or negative) on your investment in notes will depend in part on the price to public you pay for such notes.

MLPF&S and any of our other broker-dealer affiliates may use this pricing supplement in the initial sale of the notes. In addition, MLPF&S and any of our other broker-dealer affiliates may use this pricing supplement in a market-making transaction in a note after its initial sale. ***Unless MLPF&S or any of our other broker-dealer affiliates informs the purchaser otherwise in the confirmation of sale, this pricing supplement is being used in a market-making transaction.***

About Your Prospectus

The notes are unsecured senior notes issued by BofA Finance, a direct, wholly-owned subsidiary of BAC. Payments on the notes are fully and unconditionally guaranteed by the Guarantor. This prospectus includes this pricing supplement and the accompanying documents listed below. This pricing supplement constitutes a supplement to the documents listed below and should be read in conjunction with those documents:

Product supplement EQUITY-1 dated January 24, 2017:

<https://www.sec.gov/Archives/edgar/data/70858/000119312517016445/d331325d424b5.htm>

Series A MTN prospectus supplement dated November 4, 2016 and prospectus dated November 4, 2016:

<https://www.sec.gov/Archives/edgar/data/70858/000119312516760144/d266649d424b3.htm>

The information in this pricing supplement supersedes any conflicting information in the documents listed above. In addition, some of the terms or features described in the listed documents may not apply to your notes.

INVESTMENT THESIS

You should be willing to:

- forgo gains greater than a Maximum Settlement Amount of 128.000% of the face amount in exchange for 5x leveraged upside participation if the Basket Return is positive
- forgo interest payments and accept the risk of losing your entire investment in exchange for the potential to earn 500% of any positive Basket Return up to a Maximum Settlement Amount of 128.000% of the face amount.

Your maximum return on your notes will not be greater than the return represented by the Maximum Settlement Amount, which such return is 28.000%. You could lose all or a substantial portion of your investment if the Basket Return is negative.

DETERMINING THE CASH SETTLEMENT AMOUNT

At maturity, for each \$1,000 face amount, the investor will receive (in each case as a percentage of the face amount):

- if the Final Basket Level is *greater than or equal to* 100.00% of the Initial Basket Level, 100.00% *plus* 500.00% *times* the Basket Return, subject to a Maximum Settlement Amount of 128.000%;
- if the Final Basket Level is *less than* the Initial Basket Level, 100.00% *minus* 1.00% for every 1.00% that the Final Basket Level has declined below the Initial Basket Level.

If the Final Basket Level declines from the Initial Basket Level, the return on the notes will be negative, and the investor could lose their entire investment in the notes.

KEY TERMS

Issuer:	BofA Finance LLC (“BofA Finance”)
Guarantor:	Bank of America Corporation (“BAC”)
Basket Underliers:	The EURO STOXX 50® Index (Bloomberg symbol, “SX5E Index”); the FTSE® 100 Index (Bloomberg symbol, “UKX Index”); the TOPIX® (Bloomberg symbol, “TPX Index”); the Swiss Market Index (Bloomberg symbol, “SMI Index”); and the S&P®/ASX 200 Index (Bloomberg symbol, “AS51 Index”).
Face Amount:	\$6,660,000 in the aggregate; each note will have a face amount equal to \$1,000
Trade Date:	June 28, 2018
Settlement Date:	July 6, 2018
Determination Date:	December 30, 2019
Stated Maturity Date:	January 2, 2020
Initial Weighted Value:	The initial weighted value for each of the Basket Underliers is equal to the <i>product</i> of the initial weight of that Basket Underlier <i>times</i> the Initial Basket Level. The initial weight of each Basket Underlier is shown in the table below:

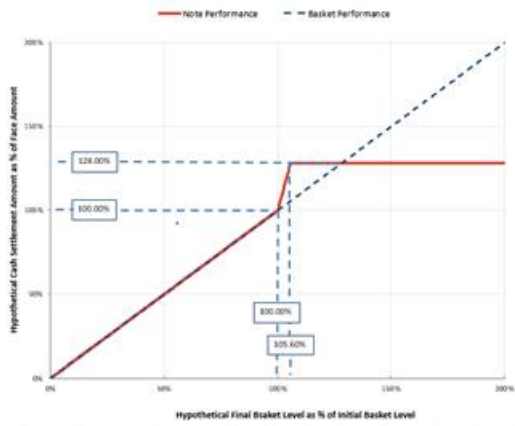
<u>Basket Underlier</u>	<u>Initial Weight in Basket</u>	<u>Initial Index Level</u>
EURO STOXX 50® Index	37.00%	3,365.52
FTSE® 100 Index	23.00%	7,615.63
TOPIX®	23.00%	1,727.00
Swiss Market Index	9.00%	8,461.71
S&P®/ASX 200 Index	8.00%	6,215.388

Initial Index Level:	The Initial Index Level of each Basket Underlier is shown in the table above.
Final Index Level:	The Final Index Level of each Basket Underlier will be its closing level on the Determination Date, subject to the occurrence of certain market disruption events, as described beginning on page PS-8 of this pricing supplement.
Initial Basket Level:	100
Final Basket Level:	The <i>sum</i> of the following: (1) the Final Index Level of the EURO STOXX 50® Index <i>divided</i> by the Initial Index Level of the EURO STOXX 50® Index, <i>multiplied</i> by the initial weighted value of the EURO STOXX 50® Index <i>plus</i>

(2) the Final Index Level of the FTSE® 100 Index *divided* by the Initial Index Level of the FTSE® 100 Index, *multiplied* by the initial weighted value of the FTSE® 100 Index *plus* (3) the Final Index Level of the TOPIX® *divided* by the Initial Index Level of the TOPIX®, *multiplied* by the initial weighted value of the TOPIX® *plus* (4) the Final Index Level of the Swiss Market Index *divided* by the Initial Index Level of the Swiss Market Index, *multiplied* by the initial weighted value of the Swiss Market Index *plus* (5) the Final Index Level of the S&P®/ASX 200 Index *divided* by the Initial Index Level of the S&P®/ASX 200 Index, *multiplied* by the initial weighted value of the S&P®/ASX 200 Index.

Basket Return:	The <i>quotient</i> of (i) the Final Basket Level <i>minus</i> the Initial Basket Level <i>divided</i> by (ii) the Initial Basket Level, expressed as a positive or negative percentage.
Upside Participation Rate:	500.00%
Maximum Settlement Amount:	\$1,280.00 for each \$1,000 face amount of your notes.
Cap Level:	105.60% of the Initial Basket Level.
CUSIP/ISIN:	09709TFG1 / US09709TFG13

HYPOTHETICAL PAYMENT AT MATURITY



Hypothetical Final Basket Level (as % of Initial Basket Level)	Hypothetical Cash Settlement Amount (as % of Face Amount)
140.000%	128.000%
130.000%	128.000%
120.000%	128.000%
110.000%	128.000%
105.600%	128.000%
105.000%	125.000%
104.000%	120.000%
102.000%	110.000%
100.000%	100.000%
96.000%	96.000%
92.000%	92.000%
85.000%	85.000%
80.000%	80.000%
75.000%	75.000%
50.000%	50.000%
25.000%	25.000%
0.000%	0.000%

RISKS

Please read the section entitled "Risk Factors" of this pricing supplement as well as the risks and considerations described in "Risk Factors" beginning on page PS-5 of the accompanying product supplement, page S-4 of the accompanying prospectus supplement, and page 7 of the accompanying prospectus.

SUMMARY INFORMATION

We refer to the notes we are offering by this pricing supplement as the “offered notes” or the “notes”. Each of the offered notes has the terms described below. Capitalized terms used but not defined in this pricing supplement have the meanings set forth in the accompanying product supplement, prospectus supplement and prospectus. Unless otherwise indicated or unless the context requires otherwise, all references in this pricing supplement to “we,” “us,” “our,” or similar references are to BofA Finance, and not to BAC (or any other affiliate of BofA Finance).

This section is meant as a summary and should be read in conjunction with the accompanying product supplement, prospectus supplement and prospectus. This pricing supplement supersedes any conflicting provisions of the documents listed above.

Key Terms

Issuer:	BofA Finance LLC (“BofA Finance”)
Guarantor:	Bank of America Corporation (“BAC”)
Basket Underliers:	The EURO STOXX 50 [®] Index (Bloomberg symbol, “SX5E Index”), as published by STOXX Limited (“STOXX”); the FTSE [®] 100 Index (Bloomberg symbol, “UKX Index”), as published by FTSE Russell (“FTSE”); the TOPIX [®] (Bloomberg symbol, “TPX Index”), as maintained by the Tokyo Stock Exchange, Inc. (“TSE”); the Swiss Market Index (Bloomberg symbol, “SMI Index”), as published by SIX Group Ltd. (“SIX Group”); and the S&P [®] /ASX 200 Index (Bloomberg symbol, “AS51 Index”), as published by S&P Dow Jones Indices LLC (“S&P”); see “The Basket and the Basket Underliers” below.
Specified Currency:	U.S. dollars (“\$”)
Face Amount:	Each note will have a face amount of \$1,000; \$6,660,000 in the aggregate for all the offered notes; the aggregate face amount of the offered notes may be increased if we, at our sole option, decide to sell an additional amount of the offered notes on a date subsequent to the date of this pricing supplement.
Purchase at Amount Other Than the Face Amount:	The amount we will pay you at the stated maturity date for your notes will not be adjusted based on the price to public you pay for your notes, so if you acquire notes at a premium (or discount) to face amount and hold them to the stated maturity date, it could affect your investment in a number of ways. The return on your investment in such notes will be lower (or higher) than it would have been had you purchased the notes at face amount. Also, the Cap Level would be triggered at a lower (or higher) percentage return than indicated below, relative to your initial investment. See “Risk Factors — If You Purchase Your Notes at a Premium to Face Amount, the Return on Your Investment Will Be Lower Than the Return on Notes Purchased at Face Amount and the Impact of Certain Key Terms of the Notes Will Be Negatively Affected” on page PS-21 of this pricing supplement.
Cash Settlement Amount:	For each \$1,000 face amount of your notes, we will pay you on the stated maturity date an amount in cash equal to: <ul style="list-style-type: none">• if the Final Basket Level is <i>greater than</i> or <i>equal to</i> the Cap Level, the Maximum Settlement Amount;• if the Final Basket Level is <i>greater than</i> or <i>equal to</i> the Initial Basket Level but <i>less than</i> the Cap Level, the <i>sum</i> of (1) \$1,000 <i>plus</i> (2) the <i>product</i> of (i) \$1,000 <i>times</i> (ii) the Upside Participation Rate <i>times</i> (iii) the Basket Return; or• if the Final Basket Level is <i>less than</i> the Initial Basket Level, the <i>sum</i> of (1) \$1,000 <i>plus</i> (2) the <i>product</i> of (i) the Basket Return <i>times</i> (ii) \$1,000. In this case, the Cash Settlement Amount will be less than the face amount of the notes, and you will lose some or all of the face amount.

Upside Participation Rate: 500.00%

Maximum Settlement Amount: \$1,280.00 per \$1,000 face amount of the notes

Cap Level: 105.60% of the Initial Basket Level

Trade Date: June 28, 2018

Original Issue Date (Settlement Date): July 6, 2018

Determination Date: December 30, 2019, subject to postponement of up to five scheduled trading days, as set forth in the section "Description of the Notes—Certain Terms of the Notes—Events Relating to Calculation Days" of the accompanying product supplement

Stated Maturity Date: January 2, 2020, subject to postponement as set forth below and in the section "Description of the Notes—Certain Terms of the Notes—Events Relating to Calculation Days" of the accompanying product supplement

Initial Basket Level: 100

Initial Weighted Value: The Initial Weighted Value for each of the Basket Underliers is equal to the product of the initial weight of that Basket Underlier times the Initial Basket Level. The initial weight and Initial Index Level of each Basket Underlier is shown in the table below:

Basket Underlier	Initial Weight in Basket	Initial Index Level
EURO STOXX 50 [®] Index	37%	3,365.52
FTSE [®] 100 Index	23%	7,615.63
TOPIX [®]	23%	1,727.00
Swiss Market Index	9%	8,461.71
S&P [®] /ASX 200 Index	8%	6,215.388

Final Index Level: The closing level of each Basket Underlier on the Determination Date, except in the limited circumstances described under "—Market Disruption Events" below and "Description of the Notes—Certain Terms of the Notes—Events Relating to Calculation Days," "—Adjustments to an Index" and "—Discontinuance of an Index" in the accompanying product supplement.

Final Basket Level: The *sum* of the following: (1) the Final Index Level of the EURO STOXX 50[®] Index *divided* by the Initial Index Level of the EURO STOXX 50[®] Index, *multiplied* by the Initial Weighted Value of the EURO STOXX 50[®] Index *plus* (2) the Final Index Level of the FTSE[®] 100 Index *divided* by the Initial Index Level of the FTSE[®] 100 Index, *multiplied* by the Initial Weighted Value of the FTSE[®] 100 Index *plus* (3) the Final Index Level of the TOPIX[®] *divided* by the Initial Index Level of the TOPIX[®], *multiplied* by the Initial Weighted Value of the TOPIX[®] *plus* (4) the Final Index Level of the Swiss Market Index *divided* by the Initial Index Level of the Swiss Market Index, *multiplied* by the Initial Weighted Value of the Swiss Market Index *plus* (5) the Final Index Level of the S&P[®]/ASX 200 Index *divided* by the Initial Index Level of the S&P[®]/ASX 200 Index, *multiplied* by the Initial Weighted Value of the S&P[®]/ASX 200 Index.

Closing Level of the Basket The closing level of a Basket Underlier on any trading day will be the official closing level of that Basket Underlier or any successor index (as defined in the

Underliers: accompanying product supplement) on any trading day for the that Basket Underlier, published by the corresponding Basket Underlier Sponsor on such trading day for such underlier.

Basket Return: The *quotient* of (1) the Final Basket Level *minus* the Initial Basket Level *divided* by (2) the Initial Basket Level, expressed as a positive or negative percentage

Market Disruption Events: The following replaces in its entirety the section entitled "Description of the Notes—Market Disruption Events—Indices" in the accompanying product supplement:

With respect to any given trading day, any of the following will be a Market Disruption Event with respect to a Basket Underlier:

- a suspension, absence or material limitation of trading in Basket Underlier Stocks (as defined below) constituting 20% or more, by weight, of that Basket Underlier on their respective primary markets, in each case for more than two consecutive hours of trading or during the one-half hour before the close of trading in that market, as determined by the calculation agent in its sole discretion,
- a suspension, absence or material limitation of trading in option or futures contracts, if available, relating to that Basket Underlier or to Basket Underlier Stocks constituting 20% or more, by weight, of that Basket Underlier in their respective primary markets for those contracts, in each case for more than two consecutive hours of trading or during the one-half hour before the close of trading in that market, as determined by the calculation agent in its sole discretion, or
- Basket Underlier Stocks constituting 20% or more, by weight, of that Basket Underlier, or option or futures contracts, if available, relating to that Basket Underlier or to Basket Underlier Stocks constituting 20% or more, by weight, of that Basket Underlier do not trade on what were the respective primary markets for those Basket Underlier Stocks or contracts, as determined by the calculation agent in its sole discretion,

and, in the case of any of these events, the calculation agent determines in its sole discretion that the event could materially interfere with the ability of us or any of our affiliates or a similarly situated party to unwind all or a material portion of a hedge that could be effected with respect to the notes. For more information about hedging by us and/or any of our affiliates, see "Supplemental Use of Proceeds" on page PS-16 of product supplement EQUITY-1.

The following events will not be Market Disruption Events with respect to the Basket Underliers:

- a limitation on the hours or numbers of days of trading, but only if the limitation results from an announced change in the regular business hours of the relevant market, and
- a decision to permanently discontinue trading in the option or futures contracts relating to a Basket Underlier or to any Basket Underlier Stock.

For this purpose, an "absence of trading" in the primary securities market on which a Basket Underlier Stock, or on which option or futures contracts, if available, relating to a Basket Underlier or to any Basket Underlier Stock are traded will not include any time when that market is itself closed for trading under ordinary circumstances. In contrast, a suspension or limitation of trading in a Basket Underlier Stock or in option or futures contracts, if available, relating to a Basket Underlier or to any Basket Underlier Stock in the primary market for that stock or those contracts, by reason of:

- a price change exceeding limits set by that market,
- an imbalance of orders relating to that Basket Underlier Stock or those contracts, or
- a disparity in bid and ask quotes relating to that Basket Underlier Stock or those

contracts,
will constitute a suspension or material limitation of trading in the Basket Underliers or those contracts in that market.

If a Market Disruption Event occurs or is continuing with respect to a Basket Underlier on the Determination Date, the calculation agent will postpone the determination of the Final Index Level for that Basket Underlier up to five scheduled trading days, but will determine the Final Index Level for any other Basket Underlier for which a Market Disruption Event does not occur on the originally scheduled Determination Date. If the Determination Date is postponed due to a Market Disruption Event, the payment due at maturity may be postponed by the same number of business days, as set forth in the section “Description of the Notes—Certain Terms of the Notes—Events Relating to Calculation Days” of the accompanying product supplement.

Business Day:	As described under “Description of the Notes—Certain Terms of the Notes—Business Days” in the accompanying product supplement
Trading Day:	(i) with respect to the EURO STOXX 50 [®] Index, a day on which the EURO STOXX 50 [®] Index is scheduled to be calculated and published by the Basket Underlier Sponsor and (ii) with respect to each other Basket Underlier, a day on which (a) the respective principal securities markets for all of the Basket Underlier Stocks that comprise such Basket Underlier are open for trading, (b) the Basket Underlier Sponsor for such Basket Underlier is open for business and (c) such Basket Underlier is calculated and published by the applicable Basket Underlier Sponsor
No Listing:	The notes will not be listed on any securities exchange or interdealer quotation system
No Interest:	The notes do not bear interest
No Redemption:	The notes will not be subject to any optional redemption right or price dependent redemption right
Events of Default:	If an Event of Default, as defined in the Senior Indenture and in the section entitled “Events of Default and Rights of Acceleration” beginning on page 35 of the accompanying prospectus, with respect to the notes occurs and is continuing, the amount payable to a holder of the notes upon any acceleration permitted under the Senior Indenture will be equal to the amount described under the caption “—Cash Settlement Amount,” calculated as though the date of acceleration were the maturity date of the notes and as though the determination date were the second trading day prior to the date of acceleration. In case of a default in the payment of the notes, the notes will not bear a default interest rate.
Calculation Agent:	MLPF&S, an affiliate of BofA Finance.
Selling Agent:	MLPF&S, an affiliate of BofA Finance. See “Supplemental Plan of Distribution—Conflicts of Interest” on page PS-45 of this pricing supplement.
CUSIP/ISIN:	09709TFG1 / US09709TFG13
Initial Estimated Value:	<p>The initial estimated value of the notes on the trade date is set forth on the cover page of this pricing supplement.</p> <p>Payments on the notes, including the Maximum Settlement Amount, depend on the credit risk of BofA Finance and BAC and on the performance of the Basket. The economic terms of the notes are based on BAC’s internal funding rate, which is the rate it would pay to borrow funds through the issuance of market-linked notes and the economic terms of certain related hedging arrangements it enters into. BAC’s internal funding rate is typically lower than the rate it would pay when it issues conventional fixed or floating rate debt securities. This difference in funding rate, as well as the underwriting discount and the hedging related charges described below,</p>

reduced the economic terms of the notes to you and the initial estimated value of the notes. Due to these factors, the public offering price you pay to purchase the notes is greater than the initial estimated value of the notes as of the trade date.

For more information about the initial estimated value and the structuring of the notes, see "Risk Factors" beginning on page PS-18 and "Structuring the Notes" on page PS-47.

Supplemental Terms of the Notes

For purposes of the notes offered by this pricing supplement, all references to each of the following terms used in the accompanying product supplement will be deemed to refer to the corresponding term used in this pricing supplement, as set forth in the table below:

Product Supplement Term	Pricing Supplement Term
pricing date	trade date
maturity date	stated maturity date
calculation day	Determination Date
principal amount	face amount
Market Measure	Basket Underlier
Index	Basket Underlier

HYPOTHETICAL EXAMPLES

The following table, examples and chart are provided for purposes of illustration only. They should not be taken as an indication or prediction of future investment results and merely are intended to illustrate the impact that the various hypothetical Final Index Levels, as applicable, on the Determination Date could have on the Cash Settlement Amount at maturity assuming all other variables remain constant.

The examples below are based on a range of Final Basket Levels and Final Index Levels that are entirely hypothetical; the level of the Basket on any day throughout the life of the notes, including the Final Basket Level on the Determination Date, cannot be predicted. The Basket Underliers have been highly volatile in the past — meaning that the level of each Basket Underlier has changed considerably in relatively short periods — and their performances cannot be predicted for any future period.

The information in the following examples reflects hypothetical rates of return on the offered notes assuming that they are purchased on the original issue date at the face amount and held to the stated maturity date. If you sell your notes in a secondary market prior to the stated maturity date, your return will depend upon the market value of your notes at the time of sale, which may be affected by a number of factors that are not reflected in the table below, such as interest rates, the volatility of the Basket Underliers, the creditworthiness of BofA Finance, as issuer, and the creditworthiness of BAC, as guarantor. In addition, the initial estimated value of your notes as of the trade date (as determined by reference to pricing models used by us and our affiliates) is less than the original price to public of your notes. For more information on the estimated value of your notes, see "Risk Factors — The Public Offering Price for the Notes Exceeds Their Initial Estimated Value" on page PS-19 of this pricing supplement. The information in the table also reflects the key terms and assumptions in the box below.

Key Terms and Assumptions	
Face Amount	\$1,000
Upside Participation Rate	500.00%
Initial Basket Level	100
Cap Level	105.60% of the Initial Basket Level
Maximum Settlement Amount	\$1,280.00 per note
Neither a Market Disruption Event nor a non-trading day occurs on the originally scheduled Determination Date, and the Basket Underliers are not discontinued on or prior to such date	
No change in or affecting any of the stocks included in the Basket Underliers (the "Basket Underlier Stocks") or the method by which the Basket Underlier Sponsors calculate the Basket Underliers	
Notes purchased on original issue date at the face amount and held to the stated maturity date	

For these reasons, the actual performance of the Basket over the life of your notes, as well as the amount payable at maturity, if any, may bear little relation to the hypothetical examples shown below or to the historical levels of the Basket Underliers shown elsewhere in this pricing supplement. For information about the historical levels of the Basket Underliers during recent periods, see "The Basket and the Basket Underliers" below. Before investing in the offered notes, you should consult publicly available information to determine the levels of the Basket Underliers between the date of this pricing supplement and the date of your purchase of the offered notes.

Also, the hypothetical examples shown below do not take into account the effects of applicable taxes. Because of the U.S. tax treatment applicable to your notes, tax liabilities could affect the after-tax rate of return on your notes to a comparatively greater extent than the after-tax return on the Basket Underlier Stocks.

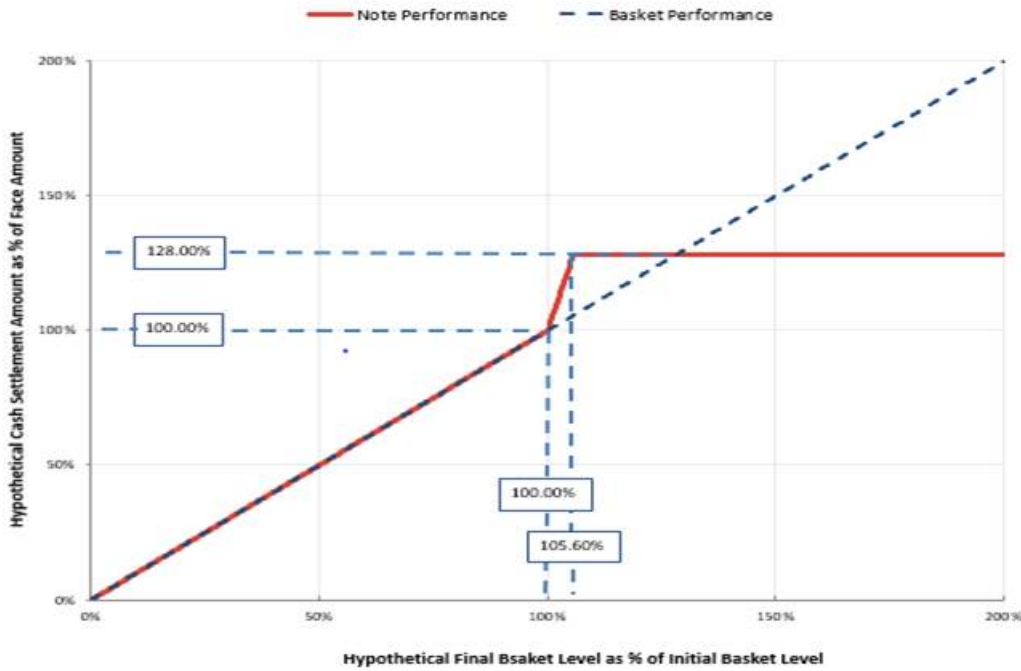
The levels in the left column of the table below represent hypothetical Final Basket Levels and are expressed as percentages of the Initial Basket Level. The amounts in the right column represent the hypothetical Cash Settlement Amounts, based on the corresponding hypothetical Final Basket Level, and are expressed as percentages of the face amount of a note (rounded to the nearest one-thousandth of a percent). Thus, a hypothetical Cash Settlement Amount of 100.000% means that the value of the cash payment that we would deliver for each \$1,000 of the outstanding face amount of the offered notes on the stated maturity date would equal

100.000% of the face amount of a note, based on the corresponding hypothetical Final Basket Level and the assumptions noted above.

Hypothetical Final Basket Level (as Percentage of Initial Basket Level)	Hypothetical Cash Settlement Amount (as Percentage of Face Amount)
140.000%	128.000%
130.000%	128.000%
120.000%	128.000%
110.000%	128.000%
105.600%	128.000%
105.000%	125.000%
104.000%	120.000%
102.000%	110.000%
100.000%	100.000%
96.000%	96.000%
92.000%	92.000%
85.000%	85.000%
80.000%	80.000%
75.000%	75.000%
50.000%	50.000%
25.000%	25.000%
0.000%	0.000%

If, for example, the Final Basket Level were determined to be 25.000% of the Initial Basket Level, the Cash Settlement Amount that we would deliver on your notes at maturity would be 25.000% of the face amount of your notes (which would be equal to a Cash Settlement Amount of \$250.00), as shown in the table above. As a result, if you purchased your notes on the original issue date at the face amount and held them to the stated maturity date, you would lose 75.000% of your investment (if you purchased your notes at a premium to face amount you would lose a correspondingly higher percentage of your investment). If the Final Basket Level were determined to be 0.000% of the Initial Basket Level, you would lose your entire investment in the notes. In addition, if the Final Basket Level were determined to be 140.000% of the Initial Basket Level, the Cash Settlement Amount that we would deliver on your notes at maturity would be capped at the Maximum Settlement Amount of \$1,280.00, or 128.000% of each \$1,000 face amount of your notes, as shown in the table above. As a result, if you held your notes to the stated maturity date, you would not benefit from any increase in the Final Basket Level of greater than 105.600% of the Initial Basket Level.

The following chart shows a graphical illustration of the hypothetical Cash Settlement Amounts that we would pay on your notes on the stated maturity date, if the Final Basket Level were any of the hypothetical levels shown on the horizontal axis. The hypothetical Cash Settlement Amounts in the chart are expressed as percentages of the face amount of your notes and the hypothetical Final Basket Levels are expressed as percentages of the Initial Basket Level. The chart shows that any hypothetical Final Basket Level of less than 100.000% (the section left of the 100.000% marker on the horizontal axis) would result in a hypothetical Cash Settlement Amount of less than 100.000% of the face amount of your notes (the section below the 100.000% marker on the vertical axis) and, accordingly, in a loss of principal to the holder of the notes. The chart also shows that any hypothetical Final Basket Level of greater than or equal to 105.600% of the Initial Basket Level (the section right of the 105.600% marker on the horizontal axis) would result in a capped return on your investment.



The examples on the following pages illustrate the hypothetical Cash Settlement Amount at maturity based on hypothetical Final Index Levels of each Basket Underlier, calculated based on the key terms and assumptions above. The hypothetical Initial Index Level for each Basket Underlier of 100.00 has been chosen for illustrative purposes only and does not represent the actual Initial Index Level for that Basket Underlier. For historical data regarding the actual closing levels of the Basket Underliers, please see the historical information set forth below under "The Basket and the Basket Underliers."

The levels in Column A represent the hypothetical Initial Index Levels for each Basket Underlier, and the levels in Column B represent the hypothetical Final Index Levels for each Basket Underlier. The percentages in Column C represent the hypothetical Final Index Levels in Column B expressed as percentages of the corresponding hypothetical Initial Index Levels in Column A. The amounts in Column D represent the applicable Initial Weighted Value for each Basket Underlier, and the amounts in Column E represent the *products* of the percentages in Column C *times* the corresponding amounts in Column D. The Final Basket Level for each example is shown beneath each example, and will equal the *sum* of the five products shown in Column E. The Basket Return for each example is shown beneath the Final Basket Level for such example, and will equal the *quotient* of (i) the Final Basket Level for such example *minus* the Initial Basket Level *divided* by (ii) the Initial Basket Level, expressed as a percentage. The numbers shown below may have been rounded for ease of analysis.

Example 1: The Final Basket Level is greater than the Cap Level. The Cash Settlement Amount equals the Maximum Settlement Amount.

	Column A	Column B	Column C	Column D	Column E
Basket Underlier	Hypothetical Initial Index Level	Hypothetical Final Index Level	Column B / Column A	Initial Weighted Value	Column C x Column D
EURO STOXX 50® Index	100.00	130.00	130.00%	37.00	48.10
FTSE® 100 Index	100.00	130.00	130.00%	23.00	29.90
TOPIX®	100.00	130.00	130.00%	23.00	29.90
Swiss Market Index	100.00	180.00	180.00%	9.00	16.20
S&P®/ASX 200 Index	100.00	180.00	180.00%	8.00	14.40
				Final Basket Level	138.50
				Basket Return	38.50%

In this example, all of the hypothetical Final Index Levels for the Basket Underliers are greater than the applicable hypothetical Initial Index Levels, which results in the hypothetical Final Basket Level being greater than the Initial Basket Level of 100.00. Since the hypothetical Final Basket Level is greater than the Cap Level, the hypothetical Cash Settlement Amount that we would deliver on your notes at maturity would be capped at the Maximum Settlement Amount of \$1,280.00 for each \$1,000 face amount of your notes (i.e., 128.00% of each \$1,000 face amount of your notes).

Example 2: The Final Basket Level is greater than the Initial Basket Level but less than the Cap Level.

	Column A	Column B	Column C	Column D	Column E
Basket Underlier	Hypothetical Initial Index Level	Hypothetical Final Index Level	Column B / Column A	Initial Weighted Value	Column C x Column D
EURO STOXX 50® Index	100.00	101.00	101.00%	37.00	37.37
FTSE® 100 Index	100.00	102.00	102.00%	23.00	23.46
TOPIX®	100.00	103.00	103.00%	23.00	23.69
Swiss Market Index	100.00	125.00	125.00%	9.00	11.25
S&P®/ASX 200 Index	100.00	110.00	110.00%	8.00	8.80
				Final Basket Level	104.57
				Basket Return	4.57%

In this example, all of the hypothetical Final Index Levels for the Basket Underliers are greater than the applicable hypothetical Initial Index Levels, which results in the hypothetical Final Basket Level being greater than the Initial Basket Level of 100.00. Since the hypothetical Final Basket Level is less than the Cap Level, the hypothetical Cash Settlement Amount for each \$1,000 face amount of your notes will equal:

$$\text{Cash Settlement Amount} = \$1,000 + (\$1,000 \times 500.00\% \times 4.57\%) = \$1,228.50$$

Example 3: The Final Basket Level is less than the Initial Basket Level. The Cash Settlement Amount is less than the \$1,000 face amount.

	Column A	Column B	Column C	Column D	Column E
Basket Underlier	Hypothetical Initial Index Level	Hypothetical Final Index Level	Column B / Column A	Initial Weighted Value	Column C x Column D
EURO STOXX 50® Index	100.00	50.00	50.00%	37.00	18.50
FTSE® 100 Index	100.00	80.00	80.00%	23.00	18.40
TOPIX®	100.00	100.00	100.00%	23.00	23.00
Swiss Market Index	100.00	135.00	135.00%	9.00	12.15
S&P®/ASX 200 Index	100.00	135.00	135.00%	8.00	10.80
				Final Basket Level	82.85
				Basket Return	-17.15%

In this example, the hypothetical Final Index Level of each of the EURO STOXX 50® Index and the FTSE® 100 Index is less than its respective hypothetical Initial Index Level, while the hypothetical Final Index Level of the TOPIX® is equal to its hypothetical Initial Index Level and the hypothetical Final Index Levels of the Swiss Market Index and S&P®/ASX 200 Index are greater than their respective Initial Index Levels.

Because the Basket is unequally weighted, increases in the lower weighted Basket Underliers will be offset by decreases in the more heavily weighted Basket Underliers. In this example, the large declines in the EURO STOXX 50® Index and the FTSE® 100 Index result in the hypothetical Final Basket Level being less than the Initial Basket Level even though the TOPIX® remained flat and the Swiss Market Index and the S&P®/ASX 200 Index increased.

Since the hypothetical Final Basket Level of 82.85 is less than the Initial Basket Level, the hypothetical Cash Settlement Amount for each \$1,000 face amount of your notes will equal:

$$\text{Cash Settlement Amount} = \$1,000 + (\$1,000 \times -17.15\%) = \$828.50$$

Example 4: The Final Basket Level is less than the Initial Basket Level. The Cash Settlement Amount is less than the \$1,000 face amount.

	Column A	Column B	Column C	Column D	Column E
Basket Underlier	Hypothetical Initial Index Level	Hypothetical Final Index Level	Column B / Column A	Initial Weighted Value	Column C x Column D
EURO STOXX 50® Index	100.00	50.00	50.00%	37.00	18.50
FTSE® 100 Index	100.00	60.00	60.00%	23.00	13.80
TOPIX®	100.00	60.00	60.00%	23.00	13.80
Swiss Market Index	100.00	65.00	65.00%	9.00	5.85
S&P®/ASX 200 Index	100.00	55.00	55.00%	8.00	4.40
				Final Basket Level	56.35
				Basket Return	-43.65%

In this example, the hypothetical Final Index Levels for all of the Basket Underliers are less than the applicable hypothetical Initial Index Levels, which results in the hypothetical Final Basket Level being less than the Initial Basket Level of 100.00. Since the hypothetical Final Basket Level of 56.35 is less than the Initial Basket Level, the hypothetical Cash Settlement Amount for each \$1,000 face amount of your notes will equal:

$$\text{Cash Settlement Amount} = \$1,000 + (\$1,000 \times -43.65\%) = \$563.50$$

The Cash Settlement Amounts shown above are entirely hypothetical; they are based on levels of the Basket Underlier that may not be achieved on the Determination Date and on assumptions that may prove to be erroneous. The actual market value of your notes on the stated maturity date or at any other time, including any time you may wish to sell your notes, may bear little relation to the hypothetical Cash Settlement Amounts shown above, and these amounts should not be viewed as an indication of the financial return on an investment in the offered notes. The hypothetical Cash Settlement Amounts on notes held to the stated maturity date in the examples above assume you purchased your notes at their face amount and have not been adjusted to reflect the actual price to public you pay for your notes. The return on your investment (whether positive or negative) in your notes will be affected by the amount you pay for your notes. If you purchase your notes for a price other than the face amount, the return on your investment will differ from, and may be significantly lower than, the hypothetical returns suggested by the above examples. Please read "Risk Factors — If You Purchase Your Notes at a Premium to Face Amount, the Return on Your Investment Will Be Lower Than the Return on Notes Purchased at Face Amount and the Impact of Certain Key Terms of the Notes Will Be Negatively Affected" below.

Payments on the notes are economically equivalent to the amounts that would be paid on a combination of other instruments. For example, payments on the notes are economically equivalent to a combination of an interest-bearing bond bought by the holder and one or more options entered into between the holder and us (with one or more implicit option premiums paid over time). The discussion in this paragraph does not modify or affect the terms of the notes or the U.S. federal income tax treatment of the notes, as described elsewhere in this pricing supplement.

We cannot predict the actual Final Basket Level or what the market value of your notes will be on any particular trading day, nor can we predict the relationship between the level of each Basket Underlier and the market value of your notes at any time prior to the stated maturity date. The actual amount that you will receive, if any, at maturity and the rate of return on the offered notes will depend on the actual Basket Return determined by the calculation agent as described above. Moreover, the assumptions on which the hypothetical returns are based may turn out to be inaccurate. Consequently, the amount of cash to be paid in respect of your notes, if any, on the stated maturity date may be very different from the information reflected in the examples and chart above.

RISK FACTORS

An investment in your notes is subject to the risks described below, as well as the risks and considerations described in the accompanying prospectus, prospectus supplement and product supplement. You should carefully review these risks and considerations as well as the terms of the notes described herein and in the accompanying prospectus, prospectus supplement and product supplement. Your notes are a riskier investment than ordinary debt securities. Also, your notes are not equivalent to investing directly in the Basket Underlier Stocks, i.e., with respect to a Basket Underlier to which your stocks are linked, the stocks comprising such Basket Underlier. You should carefully consider whether the offered notes are suited to your particular circumstances.

You May Lose Your Entire Investment in the Notes

You can lose your entire investment in the notes. The cash payment on your notes, if any, on the stated maturity date will be based on the performance of the Basket as measured from the Initial Basket Level to the Final Basket Level on the Determination Date. If the Final Basket Level is *less than* the Initial Basket Level, you will have a loss for each \$1,000 of the face amount of your notes equal to the *product* of the Basket Return *times* \$1,000. You may lose your entire investment in the notes, which would include any premium to face amount you paid when you purchased the notes.

Also, the market price of your notes prior to the stated maturity date may be significantly lower than the purchase price you pay for your notes. Consequently, if you sell your notes before the stated maturity date, you may receive far less than the amount of your investment in the notes.

The Return on Your Notes Will Be Limited to the Maximum Settlement Amount

Your ability to participate in any appreciation in the level of the Basket over the life of your notes will be limited because of the Cap Level. The Maximum Settlement Amount will limit the Cash Settlement Amount you may receive for each of your notes at maturity, no matter how much the level of the Basket increases beyond the Cap Level over the life of your notes. Accordingly, the amount payable for each of your notes may be significantly less than it would have been had you invested directly in the Basket Underlier Stocks.

Any Payment on the Notes Is Subject to Our Credit Risk and the Credit Risk of the Guarantor, and Actual or Perceived Changes in Our or the Guarantor's Creditworthiness Are Expected to Affect the Value of the Notes

The notes are our senior unsecured debt securities. Any payment on the notes will be fully and unconditionally guaranteed by the Guarantor. The notes are not guaranteed by any entity other than the Guarantor. As a result, your receipt of the Cash Settlement Amount at maturity will be dependent upon our ability and the ability of the Guarantor to repay our obligations under the notes on the stated maturity date, regardless of the level of the Basket. No assurance can be given as to what our financial condition or the financial condition of the Guarantor will be on the stated maturity date. If we and the Guarantor become unable to meet our respective financial obligations as they become due, you may not receive the amounts payable under the terms of the notes.

In addition, our credit ratings and the credit ratings of the Guarantor are assessments by ratings agencies of our respective abilities to pay our obligations. Consequently, our or the Guarantor's perceived creditworthiness and actual or anticipated decreases in our or the Guarantor's credit ratings or increases in the spread between the yield on our respective securities and the yield on U.S. Treasury securities (the "credit spread") prior to the stated maturity date may adversely affect the market value of the notes. However, because your return on the notes depends upon factors in addition to our ability and the ability of the Guarantor to pay our respective obligations, such as the level of the Basket, an improvement in our or the Guarantor's credit ratings will not reduce the other investment risks related to the notes.

We Are a Finance Subsidiary and, as Such, Will Have Limited Assets and Operations

We are a finance subsidiary of BAC and will have no assets, operations or revenues other than those related to the issuance, administration and repayment of our debt securities that are guaranteed by the Guarantor. As a finance subsidiary, to meet our obligations under the notes, we are dependent upon payment or contribution of funds and/or repayment of outstanding loans from the Guarantor and/or its other subsidiaries. Therefore, our ability to make payments on the notes may be limited. In addition, we will have no independent assets available for distributions to holders of the notes if they make claims in respect of the notes in a bankruptcy, resolution or similar proceeding. Accordingly, any recoveries by such holders may be limited to those available under the related

guarantee by the Guarantor, and that guarantee will rank equally with all other unsecured senior obligations of the Guarantor.

The Public Offering Price for the Notes Exceeds Their Initial Estimated Value

The initial estimated value of the notes that is provided in this pricing supplement is an estimate only, determined as of the trade date by reference to our and our affiliates' pricing models. These pricing models consider certain assumptions and variables, including our credit spreads and those of the Guarantor, the Guarantor's internal funding rate, mid-market terms on hedging transactions, expectations on interest rates, dividends and volatility, price-sensitivity analysis, and the expected term of the notes. These pricing models rely in part on certain forecasts about future events, which may prove to be incorrect.

The initial estimated value does not represent a minimum or maximum price at which we, the Guarantor, MLPF&S or any other entities would be willing to purchase your notes in any secondary market (if any exists) at any time. The value of your notes at any time after the date of this pricing supplement will vary based on many factors that cannot be predicted with accuracy, including our and the Guarantor's creditworthiness and changes in market conditions.

If you attempt to sell the notes prior to maturity, their market value may be lower than the price you paid for them and lower than their initial estimated value. This is due to, among other things, changes in the levels of the Basket Underliers, the Guarantor's internal funding rate, and the inclusion in the public offering price of the underwriting discount and the hedging related charges, all as further described in "Structuring the Notes" below. These factors, together with various credit, market and economic factors over the term of the notes, are expected to reduce the price at which you may be able to sell the notes in any secondary market and will affect the value of the notes in complex and unpredictable ways.

The Price of the Notes That May Be Paid by MLPF&S (and Which May Be Reflected on Customer Account Statements) May Be Higher than the Then-Current Estimated Value of the Notes for a Limited Time Period After the Trade Date

As agreed by MLPF&S and the distribution participants, for approximately a three-month period after the trade date, MLPF&S expects to offer to buy the notes in the secondary market at a price that will exceed the estimated value of the notes at that time. The amount of this excess, which represents a portion of the underwriting discount and the hedging-related charges expected to be realized by MLPF&S and the distribution participants over the term of the notes, will decline to zero on a straight line basis over that three-month period. Accordingly, the estimated value of your notes during this initial three-month period may be lower than the value shown on your customer account statements. Thereafter, if MLPF&S buys or sells your notes, it will do so at prices that reflect the estimated value determined by reference to its pricing models at that time. Any price at any time after the trade date will be based on then-prevailing market conditions and other considerations, including the performances of the Basket Underliers and the remaining term of the notes. However, none of us, the Guarantor, MLPF&S or any other party is obligated to purchase your notes at any price or at any time, and we cannot assure you that any party will purchase your notes at a price that equals or exceeds the initial estimated value of the notes.

We Cannot Assure You that a Trading Market for Your Notes Will Ever Develop or Be Maintained

We will not list the notes on any securities exchange. We cannot predict how the notes will trade in any secondary market or whether that market will be liquid or illiquid.

The development of a trading market for the notes will depend on the Guarantor's financial performance and other factors, including changes in the levels of the Basket Underliers. The number of potential buyers of your notes in any secondary market may be limited. We anticipate that MLPF&S will act as a market-maker for the notes, but none of us, the Guarantor or MLPF&S is required to do so. There is no assurance that any party will be willing to purchase your notes at any price in any secondary market. MLPF&S may discontinue its market-making activities as to the notes at any time. To the extent that MLPF&S engages in any market-making activities, it may bid for or offer the notes. Any price at which MLPF&S may bid for, offer, purchase, or sell any notes may differ from the values determined by pricing models that it may use, whether as a result of dealer discounts, mark-ups, or other transaction costs. These bids, offers, or completed transactions may affect the prices, if any, at which the notes might otherwise trade in the market.

In addition, if at any time MLPF&S were to cease acting as a market-maker as to the notes, it is likely that there would be significantly less liquidity in the secondary market. In such a case, the price at which the notes could be sold likely would be lower than if an active market existed.

The Amount Payable on Your Notes Is Not Linked to the Level of Each Basket Underlier at Any Time Other than the Determination Date

The Final Basket Level will be based on the closing levels of each Basket Underlier on the Determination Date (subject to adjustment as described elsewhere in this pricing supplement). Therefore, if the closing levels of the Basket Underliers decreased significantly on the Determination Date, the Cash Settlement Amount for your notes may be significantly less than it would have been had the Cash Settlement Amount been linked to the closing levels of the Basket Underliers prior to such decrease in the levels of the Basket Underliers. Although the actual levels of the Basket Underliers on the stated maturity date or at other times during the life of your notes may be higher than the closing levels of the Basket Underliers on the Determination Date, you will not benefit from the closing levels of the Basket Underliers at any time other than on the Determination Date.

Your Notes Will Not Bear Interest

You will not receive any interest payments on your notes. As a result, even if the Cash Settlement Amount payable for your notes on the stated maturity date exceeds the face amount of your notes, the overall return you earn on your notes may be less than you would have earned by investing in a non-indexed debt security of comparable maturity that bears interest at a prevailing market rate.

The Probability that the Final Basket Level Will Be Less Than the Initial Basket Level Will Depend in Part on the Volatility of the Basket Underliers

"Volatility" refers to the frequency and magnitude of changes in the levels of the Basket Underliers. The greater the expected volatility with respect to the Basket Underliers on the trade date, the higher the expectation as of the trade date that the Final Basket Level could be less than the Initial Basket Level, indicating a higher expected risk of loss on the notes. The terms of the notes are set, in part, based on expectations about the volatility of the Basket Underliers as of the trade date. The volatility of the Basket Underliers can change significantly over the term of the notes. The level of the Basket could fall sharply, which could result in a significant loss of principal. You should be willing to accept the downside market risk of the Basket and the potential to lose a significant amount of your principal at maturity.

You Have No Shareholder Rights or Rights to Receive Any Basket Underlier Stock

Investing in your notes will not make you a holder of any of the Basket Underlier Stocks. Neither you nor any other holder or owner of your notes will have any rights with respect to the Basket Underlier Stocks, including voting rights, any right to receive dividends or other distributions, any rights to make a claim against the Basket Underlier Stocks or any other rights of a holder of the Basket Underlier Stocks. Your notes will be paid in cash and you will have no right to receive delivery of any Basket Underlier Stocks.

The Publisher of a Basket Underlier May Adjust such Basket Underlier in a Way that Affects Its Levels, and the Publisher Has No Obligation to Consider Your Interests

The publisher of a Basket Underlier can add, delete, or substitute the components included in that Basket Underlier or make other methodological changes that could change its level. A new security included in a Basket Underlier may perform significantly better or worse than the replaced security, and the performance will impact the level of that Basket Underlier. Additionally, the publisher of a Basket Underlier may alter, discontinue, or suspend calculation or dissemination of that Basket Underlier. Any of these actions could adversely affect the value of your notes. The publisher of a Basket Underlier will have no obligation to consider your interests in calculating or revising that Basket Underlier.

The Lower Performance of One Basket Underlier May Offset an Increase in One or More Other Basket Underliers

Changes in the level of one or more of the Basket Underliers may be offset by changes in the levels of the other Basket Underliers. As a result, any return on the Basket – and thus on your notes – may be reduced or eliminated, which will have the effect of reducing the amount payable in respect of your notes at maturity. In addition, due to the different initial weighted values, changes in the levels of some Basket Underliers will have a more substantial impact on the level of the Basket than similar changes in the levels of the other Basket Underliers.

We May Sell Additional Notes at a Different Issue Price

At our sole option, we may decide to sell an additional aggregate face amount of the notes subsequent to the date of this pricing supplement. The price to public of the notes in the subsequent sale may differ substantially (higher or lower) from the original price to public you paid as provided on the cover of this pricing supplement.

If You Purchase Your Notes at a Premium to Face Amount, the Return on Your Investment Will Be Lower Than the Return on Notes Purchased at Face Amount and the Impact of Certain Key Terms of the Notes Will Be Negatively Affected

The Cash Settlement Amount will not be adjusted based on the price to public you pay for the notes. If you purchase notes at a price that differs from the face amount of the notes, then the return on your investment in such notes held to the stated maturity date will differ from, and may be substantially less than, the return on notes purchased at face amount. If you purchase your notes at a premium to face amount and hold them to the stated maturity date, the return on your investment in the notes will be lower than it would have been had you purchased the notes at face amount or a discount to face amount. In addition, the impact of the Cap Level on the return on your investment will depend upon the price you pay for your notes relative to face amount. For example, if you purchase your notes at a premium to face amount, the Cap Level will only permit a lower positive return in your investment in the notes than would have been the case for notes purchased at face amount or a discount to face amount.

If the Levels of the Basket Underliers Change, the Market Value of Your Notes May Not Change in the Same Manner

Your notes may trade quite differently from the performances of the Basket Underliers. Changes in the levels of the Basket Underliers may not result in a comparable change in the market value of your notes. We discuss some of the reasons for this disparity under “ — The Market Value of the Notes Will Be Affected by Various Factors That Interrelate in Complex Ways, and Their Market Value May Be Less Than the Face Amount” below.

Trading and Hedging Activities by Us, the Guarantor and Any of Our Other Affiliates May Affect Your Return on the Notes and Their Market Value

We, the Guarantor and our other affiliates, including MLPF&S, and any other distributors of the notes may buy or sell the securities represented by the Basket Underliers, or futures or options contracts on the Basket Underliers or those securities, or other listed or over-the-counter derivative instruments linked to the Basket Underliers or the Basket Underlier Stocks. We, the Guarantor and any of our other affiliates, including MLPF&S, and any other distributors of the notes may execute such purchases or sales for our own or their own accounts, for business reasons, or in connection with hedging our obligations under the notes. These transactions could affect the value of these securities and, in turn, the value of the Basket Underliers in a manner that could be adverse to your investment in the notes. On or before the applicable trade date, any purchases or sales by us, the Guarantor or other entities (including for the purpose of hedging anticipated exposures) may affect the level of the Basket Underliers or the Basket Underlier Stocks. Consequently, the levels of the Basket Underliers or the prices of the Basket Underlier Stocks may change subsequent to the trade date of an issue of the notes, adversely affecting the market value of the notes.

We, the Guarantor or one or more of our other affiliates, including MLPF&S, and any other distributors of the notes may also engage in hedging activities that could affect the level of the Basket Underliers on the trade date. In addition, these activities may decrease the market value of your notes prior to maturity, and may affect the amounts to be paid on the notes. We, the Guarantor or one or more of our other affiliates, including MLPF&S, and any other distributors of the notes may purchase or otherwise acquire a long or short position in the notes and may hold or resell the notes. For example, MLPF&S may enter into these transactions in connection with any market making activities in which they engage. We cannot assure you that these activities will not adversely affect the levels of the Basket Underliers, the market value of your notes prior to maturity or the amounts payable on the notes.

Our Trading, Hedging and Other Business Activities May Create Conflicts of Interest With You

We, the Guarantor or one or more of our other affiliates, including MLPF&S, and any other distributors of the notes may engage in trading activities related to the Basket Underliers and to the Basket Underlier Stocks that are not for your account or on your behalf. We, the Guarantor or one or more of our other affiliates, including MLPF&S, and any other distributors of the notes also may issue or underwrite other financial instruments with returns based upon the Basket Underliers. These trading and other business activities may present a conflict of interest between your interest in the notes and the interests we, the Guarantor and our other affiliates, including MLPF&S, and any other distributors of the notes may have in our proprietary accounts, in facilitating transactions, including block trades, for our or their other customers, and in accounts under our or their management. These trading and other business

activities, if they influence the levels of the Basket Underliers or secondary trading in your notes, could be adverse to your interests as a beneficial owner of the notes.

We expect to enter into arrangements or adjust or close out existing transactions to hedge our obligations under the notes. We, the Guarantor or our other affiliates, including MLPF&S, and any other distributors of the notes also may enter into hedging transactions relating to other notes or instruments, some of which may have returns calculated in a manner related to the notes. We may enter into such hedging arrangements with one of our affiliates. Our affiliates or such other distributors may enter into additional hedging transactions with other parties relating to the notes and the Basket Underliers. This hedging activity is expected to result in a profit to those engaging in the hedging activity, which could be more or less than initially expected, or the hedging activity could also result in a loss. We and these other entities will price these hedging transactions with the intent to realize a profit, regardless of whether the value of the notes increases or decreases. Any profit in connection with such hedging activities will be in addition to any other compensation that we or other parties receive for the sale of the notes, which creates an additional incentive to sell the notes to you.

There May Be Potential Conflicts of Interest Involving the Calculation Agent, Which Is an Affiliate of Ours. We Have the Right to Appoint and Remove the Calculation Agent

MLPF&S will be the calculation agent for the notes and, as such, will make a variety of determinations relating to the notes, including the amounts that will be paid on the notes. Under some circumstances, these duties could result in a conflict of interest between its status as our affiliate and its responsibilities as calculation agent. These conflicts could occur, for instance, in connection with the calculation agent's determination as to whether a Market Disruption Event has occurred. The calculation agent will be required to carry out its duties in good faith and use its reasonable judgment. However, because we expect that the Guarantor will control the calculation agent, potential conflicts of interest could arise.

The Market Value of the Notes Will Be Affected by Various Factors That Interrelate in Complex Ways, and Their Market Value May Be Less Than the Face Amount

If you wish to liquidate your investment in the notes prior to maturity, your only option would be to sell them in the secondary market. At that time, there may be an illiquid market for your notes or no market at all. Even if you were able to sell your notes, there are many factors outside of our control that may affect their market value, such as the level and the volatility of the Basket Underliers, economic and other conditions generally, interest rates, dividend yields on the securities represented by the Basket Underliers, exchange rate movements and volatility, our and the guarantor's financial condition and creditworthiness, time to maturity. The impact of any one factor may be offset or magnified by the effect of another factor. See "Risk Factors—General Risks Relating to the Notes—The notes are not designed to be short-term trading instruments and if you attempt to sell the notes prior to maturity, their market value, if any, will be affected by various factors that interrelate in complex ways, and their market value may be less than the principal amount" beginning on page PS-6 of product supplement EQUITY-1.

An Investment in the Notes Is Subject to Risks Associated with Foreign Securities Markets

The Basket tracks the value of certain foreign equity securities. You should be aware that investments in securities linked to the value of foreign equity securities involve particular risks. The foreign securities markets comprising the Basket Underliers may have less liquidity and may be more volatile than U.S. or other securities markets and market developments may affect foreign markets differently from U.S. or other securities markets. Direct or indirect government intervention to stabilize these foreign securities markets, as well as cross-shareholdings in foreign companies, may affect trading prices and volumes in these markets. Also, there is generally less publicly available information about foreign companies than about those U.S. companies that are subject to the reporting requirements of the Securities and Exchange Commission, and foreign companies are subject to accounting, auditing and financial reporting standards and requirements that differ from those applicable to U.S. reporting companies.

Prices of securities in foreign countries are subject to political, economic, financial and social factors that apply in those geographical regions. These factors, which could negatively affect those securities markets, include the possibility of recent or future changes in a foreign government's economic and fiscal policies, the possible imposition of, or changes in, currency exchange laws or other laws or restrictions applicable to foreign companies or investments in foreign equity securities and the possibility of fluctuations in the rate of exchange between currencies, the possibility of outbreaks of hostility and political instability and the possibility of natural disaster or adverse public health development in the region. Any one of these factors, or the combination of more than one of these factors, could negatively affect such foreign securities markets and the prices of securities therein. Further, geographical regions may react to global factors in different ways, which may cause the prices of securities in a foreign securities market to fluctuate in a way that differs from those of securities in the U.S. securities market or

other foreign securities markets. Foreign economies may differ favorably or unfavorably from the U.S. economy in important respects such as growth of gross national product, rate of inflation, capital reinvestment, resources and self-sufficiency.

Your Notes are Linked to the Basket Underliers, Which are Comprised of Basket Underlier Stocks That Are Traded in Foreign Currencies But Not Adjusted to Reflect Their U.S. Dollar Value, And, Therefore, the Return on Your Notes Will Not Be Adjusted for Changes in Foreign Currency Exchange Rates

Your notes are linked to the Basket Underliers whose Basket Underlier Stocks are traded in foreign currencies but not adjusted to reflect their U.S. dollar value. The amount payable on your notes will not be adjusted for changes in foreign currency exchange rates. The amount payable will be based upon the overall change in the level of each Basket Underlier. Changes in foreign currency exchange rates, however, may reflect changes in the economy of the foreign countries in which the Basket Underlier's component stocks are listed that, in turn, may affect the levels of the Basket Underliers and the Basket.

The U.S. Federal Income Tax Consequences of an Investment in the Notes Are Uncertain, and May Be Adverse to a Holder of the Notes

No statutory, judicial, or administrative authority directly addresses the characterization of the notes or securities similar to the notes for U.S. federal income tax purposes. As a result, significant aspects of the U.S. federal income tax consequences of an investment in the notes are not certain. Under the terms of the notes, you will have agreed with us to treat the notes as single financial contracts, as described under "U.S. Federal Income Tax Summary—General." If the Internal Revenue Service (the "IRS") were successful in asserting an alternative characterization for the notes, the timing and character of gain or loss with respect to the notes may differ. No ruling will be requested from the IRS with respect to the notes and no assurance can be given that the IRS will agree with the statements made in the section entitled "U.S. Federal Income Tax Summary." You are urged to consult with your own tax advisor regarding all aspects of the U.S. federal income tax consequences of investing in the notes.

THE BASKET AND THE BASKET UNDERLIERS

The Basket is comprised of five Basket Underliers with the following initial weights within the basket: the EURO STOXX 50[®] Index (37.00% weighting), the FTSE[®] 100 Index (23.00% weighting), the TOPIX[®] (23.00% weighting), the Swiss Market Index (9.00% weighting), and the S&P[®]/ASX 200 Index (8.00% weighting).

All disclosures contained in this pricing supplement regarding the Basket Underliers, including, without limitation, their make-up, method of calculation, and changes in its components, have been derived from publicly available sources. The information reflects the policies of, and is subject to change by the Basket Underlier Sponsors. The Basket Underlier Sponsors, whom license the copyright and all other rights to the Basket Underliers, have no obligation to continue to publish, and may discontinue publication of, the Basket Underliers. The consequences of the Basket Underlier Sponsors discontinuing publication of the applicable Basket Underlier are discussed in “Description of the Notes—Discontinuance of an Index” in the accompanying product supplement. None of us, the Guarantor, the calculation agent, or MLPF&S accepts any responsibility for the calculation, maintenance or publication of the Basket Underliers or any successor index.

As to each Basket Underlier, sector designations are determined by the applicable Basket Underlier Sponsor using criteria it has selected or developed. Basket Underlier Sponsors may use very different standards for determining sector designations. In addition, many companies operate in a number of sectors, but are listed in only one sector and the basis on which that sector is selected may also differ. As a result, sector comparisons between indices with different Basket Underlier Sponsors may reflect differences in methodology as well as actual differences in the sector composition of the indices.

None of us, the Guarantor, MLPF&S or any of our other affiliates makes any representation to you as to the future performance of the Basket Underliers.

You should make your own investigation into the Basket Underliers.

The EURO STOXX 50[®] Index

Composition and Maintenance

The EURO STOXX 50[®] Index is composed of 50 component stocks of market sector leaders from within the 19 EURO STOXX[®] Supersector indices, which represent the Eurozone portion of the STOXX Europe 600[®] Supersector indices. The countries eligible for inclusion in the EURO STOXX 50[®] Index include Austria, Belgium, Finland, France, Germany, Ireland, Italy, Luxembourg, the Netherlands, Portugal and Spain.

The top ten constituent stocks of the EURO STOXX 50[®] Index as of May 31, 2018, by weight, are: Total S.A. (5.65%), SAP SE (4.47%), Siemens AG (4.06%), Bayer AG (3.61%), LVMH Moët Hennessy Louis Vuitton SE (3.44%), Allianz SE (3.33%), BASF SE (3.31%), Sanofi (3.22%), Unilever N.V. (3.20%) and Banco Santander S.A. (3.18%); constituent weights may be found at <http://www.stoxx.com/download/indices/factsheets/SX5GT.pdf> under “Factsheets and Methodologies” and are updated periodically. Please note that none of the information on that website is included or incorporated by reference in this pricing supplement.

As of May 31, 2018, the top ten industry sectors which comprise the EURO STOXX 50[®] Index represent the following weights in the index: Banks (13.1%), Industrial Goods & Services (11.1%), Health Care (10.5%), Personal & Household Goods (10.3%), Technology (8.8%), Oil & Gas (7.3%), Insurance (6.4%), Chemicals (5.2%), Automobiles & Parts (5.1%) and Utilities (5.0%); industry weightings may be found at <http://www.stoxx.com/download/indices/factsheets/SX5GT.pdf> under “Factsheets and Methodologies” and are updated periodically.

As of May 31, 2018, the eight countries which comprise the EURO STOXX 50[®] Index represent the following weights therein: Belgium (2.6%), Finland (1.2%), France (37.9%), Germany (32.5%), Ireland (1.1%), Italy (4.8%), Netherlands (10.8%) and Spain (9.2%); country weightings may be found at [stoxx.com/download/indices/factsheets/SX5GT.pdf](http://www.stoxx.com/download/indices/factsheets/SX5GT.pdf) under “Factsheets and Methodologies” and are updated periodically.

Sector designations are determined by the Basket Underlier Sponsor using criteria it has selected or developed. Index sponsors may use very different standards for determining sector designations. In addition, many companies operate in a number of sectors, but are listed in only one sector and the basis on which that sector is selected may also differ. As a result, sector comparisons between indices with different index sponsors may reflect differences in methodology as well as actual differences in the sector composition of the indices.

The composition of the EURO STOXX 50® Index is reviewed annually, based on the closing stock data on the last trading day in August. The component stocks are announced on the first trading day in September. Changes to the component stocks are implemented on the third Friday in September and are effective the following trading day. Changes in the composition of the EURO STOXX 50® Index are made to ensure that the EURO STOXX 50® Index includes the 50 market sector leaders from within the EURO STOXX 50® Index.

The free float factors for each component stock used to calculate the EURO STOXX 50® Index, as described below, are reviewed, calculated, and implemented on a quarterly basis and are fixed until the next quarterly review.

The EURO STOXX 50® Index is also reviewed on an ongoing monthly basis. Corporate actions (including initial public offerings, mergers and takeovers, spin-offs, delistings, and bankruptcy) that affect the EURO STOXX 50® Index composition announced immediately, implemented two trading days later and become effective on the next trading day after implementation.

Calculation of the EURO STOXX 50® Index

The EURO STOXX 50® Index is calculated with the “Laspeyres formula,” which measures the aggregate price changes in the component stocks against a fixed base quantity weight. The formula for calculating the EURO STOXX 50® Index value can be expressed as follows:

$$\text{EURO STOXX 50® Index} = \frac{\text{Free float market capitalization of the EURO STOXX 50® Index}}{\text{Divisor}}$$

The “free float market capitalization of the EURO STOXX 50® Index” is equal to the sum of the products of the price, number of shares outstanding, market capitalization, the free float factor and the weighting cap factor for each component stock as of the time the EURO STOXX 50® Index is being calculated.

The EURO STOXX 50® Index is also subject to a divisor, which is adjusted to maintain the continuity of the EURO STOXX 50® Index values across changes due to corporate actions, such as the deletion and addition of stocks, the substitution of stocks, stock dividends, and stock splits.

License Agreement

One of our affiliates has entered into a non-exclusive license agreement with STOXX providing for the license to it and certain of its affiliated companies, including us, in exchange for a fee, of the right to use indices owned and published by STOXX (including the EURO STOXX 50® Index) in connection with certain securities, including the notes offered hereby.

The license agreement requires that the following language be stated in this document:

STOXX and its licensors (the “Licensors”) have no relationship to us, other than the licensing of the EURO STOXX 50® Index and the related trademarks for use in connection with the notes. STOXX and its Licensors do not:

- sponsor, endorse, sell, or promote the notes;
- recommend that any person invest in the notes offered hereby or any other securities;
- have any responsibility or liability for or make any decisions about the timing, amount, or pricing of the notes;
- have any responsibility or liability for the administration, management, or marketing of the notes; or
- consider the needs of the notes or the holders of the notes in determining, composing, or calculating the EURO STOXX 50 Index, or have any obligation to do so.

STOXX and its Licensors will not have any liability in connection with the notes. Specifically:

- STOXX and its Licensors do not make any warranty, express or implied, and disclaims any and all warranty concerning:
 - the results to be obtained by the notes, the holders of the notes or any other person in connection with the use of the EURO STOXX 50 Index and the data included in the EURO STOXX 50® Index;
 - the accuracy or completeness of the EURO STOXX 50® Index and its data;
 - the merchantability and the fitness for a particular purpose or use of the EURO STOXX 50® Index and its data;
- STOXX and its Licensors will have no liability for any errors, omissions, or interruptions in the EURO STOXX 50 Index or its data; and

- Under no circumstances will STOXX be liable for any lost profits or indirect, punitive, special, or consequential damages or losses, even if STOXX or its Licensors know that they might occur.

The licensing agreement discussed above is solely for our benefit and that of STOXX, and not for the benefit of the holders of the notes or any other third parties.

The FTSE® 100 Index

The FTSE® 100 Index (the “UKX”) is a market capitalization-weighted index of the 100 most highly capitalized U.K.-listed blue chip companies traded on the London Stock Exchange. The UKX was developed with a base level of 1,000 as of December 30, 1983. It is calculated, published and disseminated by FTSE Russell (“FTSE”), a company owned by the London Stock Exchange Plc (the “Exchange”).

FTSE divides the 100 companies included in the UKX into 19 sectors: Oil & Gas, Chemicals, Basic Resources, Construction & Materials, Industrial Goods & Services, Automobiles & Parts, Food & Beverage, Personal & Household Goods, Health Care, Retail, Media, Travel & Leisure, Telecommunications, Utilities, Banks, Insurance, Real Estate, Financial Services and Technology.

Additional information on the FTSE® 100 Index is available from the following website: ftse.com/uk. We are not incorporating by reference that website or any material it includes in this pricing supplement.

FTSE® 100 Index Top 10 Index Stock Weighting by Sector as of May 31, 2018

Sector:*	Percentage (%)**
Oil & Gas	16.73%
Banks	12.74%
Personal & Household Goods	11.73%
Health Care	9.93%
Basic Resources	8.50%
Industrial Goods & Services	7.06%
Insurance	5.87%
Travel & Leisure	4.11%
Food & Beverage	4.10%
Telecommunications	3.45%

* Sector designations are determined by the Basket Underlier Sponsor using criteria it has selected or developed. Index sponsors may use very different standards for determining sector designations. In addition, many companies operate in a number of sectors, but are listed in only one sector and the basis on which that sector is selected may also differ. As a result, sector comparisons between indices may reflect differences in sector designation methodology as well as actual differences in the sector composition of the indices.

** Information provided by FTSE.

The top five constituent stocks of the FTSE® 100 Index as of May 31, 2018, by weight, are: HSBC Holdings PLC (7.30%); Royal Dutch Shell PLC Class A (6.06%); BP plc (5.61%); Royal Dutch Shell PLC Class B (5.07%); and British American Tobacco PLC (4.47%).

Index Composition and Selection Criteria

The UKX consists of the 100 largest U.K.-listed blue chip companies, based on full market capitalization, that pass screening tests for price and liquidity. The UKX is reviewed on a quarterly basis in March, June, September and December based on data from the close of business on the Tuesday before the first Friday of the review month. The FTSE Europe, Middle East & Africa Regional Advisory Committee (the “Committee”), meets quarterly to approve the constituents of the UKX. These meetings are held on the Wednesday before the first Friday in March, June, September and December. Any constituent changes are implemented after the close of business on the third Friday of the review month (i.e., effective Monday), following the expiration of the London International Financial Futures and Options Exchange futures and options contracts.

Eligibility Standards

Only "premium listed" equity shares, as defined by the Financial Conduct Authority in its Listing Rules Sourcebook, are eligible for inclusion in the UKX. Eligible stocks must pass price and liquidity screens before being included in the UKX. Additionally, a stock must have a free float (as described below) of greater than 5%.

Price Screen — With regard to the price screen, the Committee must be satisfied that an accurate and reliable price exists for purposes of determining the market value of a company. To be eligible for inclusion in the UKX, a stock must have a full listing on the London Stock Exchange with a Sterling-denominated price on SETS (the London Stock Exchange's trading service for UK blue chip securities).

Minimum Voting Rights Screen — Companies are required to have greater than 5% of the company's voting rights (aggregated across all of its equity securities, including, where identifiable, those that are not listed or trading) in the hands of unrestricted shareholders in order to be eligible for index inclusion. Current constituents who do not meet this requirement will have until the September 2022 review to meet the requirement or they will be removed from the index.

Liquidity Screen — With regard to liquidity, each eligible stock is tested for liquidity annually in June by calculating its median daily trading per month. When calculating the median of daily trades per month of any security, a minimum of five trading days in each month must exist, otherwise the month is excluded from the test. Liquidity is tested from the first business day in May of the previous year to the last business day of April. The median trade is calculated by ranking each daily trade total and selecting the middle-ranking day. Any period of suspension is not included in the test. The liquidity test is applied on a pro-rata basis where the testing period is less than 12 months. A stock not presently included in the UKX that does not turnover at least 0.025% of its shares in issue (after application of any investability weightings) based on its median daily trade per month in at least ten of the 12 months prior to the annual index review in June will not be eligible for inclusion until the next annual review. An existing constituent failing to trade at least 0.015% of its shares in issue (after the application of any investability weightings) based on its median daily trade per month for at least eight of the 12 months prior to the annual index review will be removed from the UKX and will not be eligible for inclusion until the next annual review. New issues will become eligible for inclusion in the UKX at the quarterly review following their issuance provided that they have a minimum trading record of at least 20 trading days prior to the review date and that they have turned over at least 0.025% of their shares in issue (after the application of any investability weightings) based on their median daily trade per month since listing.

Market Capitalization Ranking — Eligible stocks that pass the price and liquidity screens are ranked by the Committee according to their market capitalization before the application of any adjustments based on the extent to which the shares are publicly traded. Only the quoted equity capital of a constituent company will be included in the calculation of its market capitalization. Where a company has two or more classes of equity, secondary lines will be included in the calculation of the market capitalization of the company only if those lines are significant and liquid. The Committee will add a stock to the UKX at the quarterly review if it has risen to 90th place or above on the full market capitalization rankings and will delete a stock at the quarterly review if it has fallen to 111th place or below on these rankings. Market capitalization rankings are calculated using data as of the close of business on the day before the review.

100 Constituent Limitation — The UKX always contains 100 constituents. If a greater number of companies qualify to be inserted in the UKX than qualify to be removed, the lowest ranking constituents of the UKX will be removed so that the total number of stocks remains at 100 following inclusion of those that qualify to be inserted. Likewise, if a greater number of companies qualify to be removed than to be inserted at the quarterly review, securities of the highest ranking companies that are then not included in the UKX will be inserted to match the number of companies being removed, in order to maintain the total at 100.

Index Calculation

The UKX is a market capitalization weighted index. This means that the price movement of a larger company (that is, one representing larger percentage of the UKX) will have a greater effect on the level of the UKX than will the price movement of a smaller company (that is, one representing a smaller percentage of the UKX).

The value of the UKX is represented by a fraction, (a) the numerator of which is the *sum* of the *product* of (i) the price of each component stock, (ii) the number of shares issued for each such component and (iii) a free float factor for each such component (described more fully below), and (b) the denominator of which is a divisor. The divisor represents the total issued share capital of the UKX on the base date; the divisor may be adjusted as necessary to allow for changes in issued share capital of individual securities without distorting the UKX.

As noted above, a free float factor is applied to each index component. By employing this approach, FTSE uses the investable market capitalization, not the total market capitalization, of each constituent to determine the value of the UKX. Investable market capitalization depends on free float. The following are excluded from free float: shares directly owned by state, regional, municipal and local governments (excluding shares held by independently

managed pension schemes for governments); shares held by sovereign wealth funds where each holding is 10% or greater of the total number of shares in issue (if the holding subsequently decreases below 10%, the shares will be excluded from free float until the holding falls below 7%); shares held by directors, senior executives and managers of the company, and by their family and direct relations, and by companies with which they are affiliated; shares held within employee share plans; shares held by public companies or by non-listed subsidiaries of public companies; shares held by founders, promoters, former directors, founding venture capital and private equity firms, private companies and individuals (including employees) where the holding is 10% or greater of the total number of shares in issue (if the holding subsequently decreases below 10%, the shares will be excluded from free float until the holding falls below 7%); all shares where the holder is subject to a lock-in clause (for the duration of that clause, after which free float changes resulting from the expiration of a lock-in clause will be implemented at the next quarterly review subsequent to there being a minimum of 20 business days between the expiration date of such lock-in clause and the index review date); shares held for publicly announced strategic reasons, including shares held by several holders acting in concert; and shares that are subject to ongoing contractual agreements (such as swaps) where they would ordinarily be treated as restricted.

The UKX is recalculated whenever errors or distortions occur that are deemed to be significant. Users of the UKX are notified through appropriate media.

Index Maintenance

The UKX is reviewed quarterly for changes in free float. A stock's free float is also reviewed and adjusted if necessary following certain corporate events. Following a takeover or merger involving one or more index constituents, the free float restrictions will be based on restricted holdings in the successor company and will be implemented when the offer has completed (or lapsed) unless it directly reflects a corporate action independent of and not conditional on the takeover or merger completing or lapsing. If the corporate event includes another corporate action that affects the UKX, a change in free float is implemented at the same time as the corporate action. If there is no corporate action, the change in free float will be applied at the next quarterly review. Following the application of an initial free float restriction, a stock's free float will only be changed if its rounded free float moves more than three percentage points above or below the existing rounded free float. Companies with a free float of above 99% and of 15% or below will not be subject to the three percentage points threshold.

At each quarterly review, the Committee publishes a Reserve List containing the six highest ranking non-constituents of the UKX. The Reserve List will be used in the event that one or more constituents are deleted from the UKX during the period up to the next quarterly review. If a merger or takeover results in one index constituent being absorbed by another constituent, the resulting company will remain a constituent and a vacancy will be created. This vacancy will be filled by selecting the highest ranking security in the Reserve List as at the close of the index calculation two days prior to the deletion and related index adjustment. If an index constituent is taken over by a non-constituent company, the original constituent will be removed and replaced by the highest ranking non-constituent on the Reserve List. Any eligible company resulting from the takeover will be eligible to become the replacement company if it is ranked higher than any other company on the Reserve List. If a constituent company is split to form two or more companies, then the resulting companies will be eligible for inclusion as index constituents, based on their respective full market capitalizations (before the application of any investability weightings), provided that they qualify in all other respects. Any eligible company resulting from a split that has no available market price after 20 business days will be removed. If a split results in the inclusion of an ineligible non-equity security, such security will remain in the UKX for two trading days and then be removed. If a constituent is delisted or ceases to have a firm quotation, it will be removed from the list of constituents and be replaced by the highest ranking eligible company from the Reserve List as at the close of the index calculation two days prior to the deletion.

Capitalization Adjustments

A premium listed secondary line of a company will be considered for index inclusion if its total market capitalization before the application of any adjustments based on the extent to which the shares are publicly traded, is greater than 25% of the total market capitalization of the company's principal line and the secondary line is eligible, in its own right. Should the total market capitalization of a secondary line fall below 20% of the total market capitalization of the company's principal line at an annual review, the secondary line will be deleted from the UKX unless its total market capitalization remains above the qualification level for continued inclusion as a constituent of the UKX at that review. Where a company has partly paid shares, these shares, together with the outstanding call(s), are both included in the UKX. Warrants to purchase ordinary shares and convertible securities are not included in the UKX until they are exercised or converted.

Share Weighting Changes — For the purposes of computing the UKX, the number of shares in issue for each constituent security is expressed to the nearest share and, to prevent a large number of insignificant weighting changes, the number of shares in issue for each constituent security is amended only when the total shares in issue held within the index system changes by more than 1% on a cumulative basis. Changes will be made

quarterly after the close of business on the third Friday of March, June, September and December. The data for these changes will be taken from the close of business on the third Wednesday of the month prior to the review month.

If a corporate action is applied to a constituent which involves a change in the number of shares in issue, the change in shares will be applied simultaneously with the corporate action. If accumulated changes in the number of shares in issue add up to 10% or more or when an accumulated share change represents \$2 billion of a company's total market capitalization, they are implemented between quarters. If an adjustment is made, it will be applied for the first time at the next review in March of the following year. All adjustments are made before the start of the index calculation on the day concerned, unless market conditions prevent this.

Shares in Issue Increase — When a company increases the number of shares it has in issue, the market capitalization of that company increases and the total market capitalization will rise accordingly. The index divisor is adjusted to maintain a constant index value.

Weighting Amendments — The market capitalization of a company is adjusted to take account of various corporate actions, in accordance with the rules of the UKX. To prevent the value of the UKX from changing due to such an event, all corporate actions which affect the market capitalization of the UKX require an offsetting divisor adjustment. By adjusting the divisor, the value of the UKX remains constant before and after the event. Below is a summary of the more frequent corporate actions and their resulting adjustment.

Market Disruption

If there is a system problem or situation in the market that is judged by FTSE to affect the quality of the constituent prices at any time when the UKX is being calculated, the UKX will be declared indicative (e.g., normally where a "fast market" exists in the equity market). The message "IND" will be displayed against the index value calculated by FTSE. The Committee must be satisfied that an accurate and reliable price for the purposes of determining the market value of a company exists. The Committee may exclude a security from the UKX should it consider that an "accurate and reliable" price is not available.

If any event leads to an error in the value of the UKX that is greater than three basis points at the local country index level, then the UKX will generally be recalculated, subject to discovery, within one month of the event. Where an alternative approach is available, FTSE may, at its sole discretion, choose not to recalculate.

License Agreement

These notes are not in any way sponsored, endorsed, sold or promoted by FTSE or by The London Stock Exchange Limited (the "Exchange") or by The Financial Times Limited ("FT") and neither FTSE or Exchange or FT makes any warranty or representation whatsoever, expressly or impliedly, either as to the results to be obtained from the use of the FTSE® 100 Index and/or the figure at which the said index stands at any particular time on any particular day or otherwise. The index is compiled and calculated solely by FTSE. However, neither FTSE or Exchange or FT shall be liable (whether in negligence or otherwise) to any person for any error in the index and neither FTSE or Exchange or FT shall be under any obligation to advise any person of any error therein.

"FTSETM" and "FootsieTM" are trademarks of London Stock Exchange Limited and The Financial Times Limited and are used by FTSE under license.

The TOPIX®

The TOPIX® (Bloomberg ticker "TPX"), also known as the Tokyo Stock Price Index, is a capitalization weighted index of all the domestic common stocks listed on the First Section of the TSE. Domestic stocks admitted to the TSE are assigned either to the TSE First Section Index, the TSE Second Section Index or the TSE Mothers Index. Stocks listed in the First Section, which number approximately 1,750, are among the most actively traded stocks on the TSE. The TOPIX® is supplemented by the sub-basket components of the 33 industry sectors and was developed with a base index value of 100 as of January 4, 1968. The TOPIX® is calculated and published by TSE. Additional information about the TOPIX® (including information regarding the industries represented by the securities included in the Basket Underlier and their respective weightings) is available on the following website:

<http://www.tse.or.jp/english/market/topix/index.html>. We are not incorporating by reference that website or any material it includes in this pricing supplement.

TOPIX Basket Underlier Stock Weighting by Sector as of May 31, 2018

Sector:*	Percentage (%)**
Air Transportation	0.62%
Banks	6.84%
Chemicals	7.53%
Construction	3.13%
Electric Appliances	13.58%
Electric Power & Gas	1.74%
Fishery, Agriculture & Forestry	0.11%
Foods	4.42%
Glass & Ceramics Products	1.02%
Information & Communication	7.39%
Insurance	2.28%
Iron & Steel	1.06%
Land Transportation	4.30%
Machinery	5.31%
Marine Transportation	0.20%
Metal Products	0.65%
Mining	0.30%
Nonferrous Metals	0.85%
Oil & Coal Products	0.69%
Other Financing Business	1.23%
Other Products	2.27%
Pharmaceutical	4.63%
Precision Instruments	1.71%
Pulp & Paper	0.27%
Real Estate	2.45%
Retail Trade	5.00%
Rubber Products	0.82%
Securities & Commodity Futures	0.94%
Services	4.49%
Textiles & Apparels	0.66%
Transportation Equipment	8.51%
Warehousing & Harbor Transportation Services	0.18%
Wholesale Trade	4.81%

* Sector designations are determined by the Basket Underlier Sponsor using criteria it has selected or developed. Index sponsors may use very different standards for determining sector designations. In addition, many companies operate in a number of sectors, but are listed in only one sector and the basis on which that sector is selected may also differ. As a result, sector comparisons between indices with different index sponsors may reflect differences in methodology as well as actual differences in the sector composition of the indices.

** Information provided by TSE. Percentages may not sum to 100% due to rounding.

Composition and Maintenance. The TOPIX® is composed of all domestic common stocks listed on the TSE First Section, excluding temporary issues and preferred stocks. Companies scheduled to be delisted or newly listed companies that are still in the waiting period are excluded from the TOPIX®. The TOPIX® has no constituent review. The number of constituents will change according to new listings and delistings.

Index Calculation

The TOPIX® is a free-float adjusted market capitalization-weighted index, which reflects movements in the market capitalization from a base market value of 100 set on the base date of January 4, 1968. The TSE calculates the TOPIX® by multiplying the base point of 100 by the figure obtained from dividing the current free float adjusted market value by the base market value. The resulting value is not expressed in Japanese yen, but presented in terms of points rounded to the nearest one hundredth. The formula for calculating the index value can be expressed as follows:

$$\text{index value} = \text{Base point of 100} \times \frac{\text{Current free float adjusted market value}}{\text{Base market value}}$$

The current free float adjusted market value is the sum of the product of the price and the number of free float adjusted shares for index calculation of each component stock.

The number of free float adjusted shares for index calculation is the number of listed shares multiplied by free-float weight. The number of listed shares for index calculation is determined by the TSE. The number of listed shares for index calculation normally coincides with that of listed shares. However, in some cases these numbers differ. For instance, in the case of a stock split, while the number of listed shares increases at the additional listing date which comes after such stock split becomes effective, the number of listed shares for index calculation increases at the ex-rights date.

Free-float weight is a weight of listed shares deemed to be available for trading in the market and is determined and calculated by the TSE for each listed company for index calculation. The free-float weight of one company may be different from that of any other company. Free-float weight is reviewed once a year in order to reflect the latest distribution of share ownership. The timing of the yearly free-float weight review is different according to the settlement terms of listed companies. In addition to the yearly review, extraordinary reviews are conducted in the following cases: allocation of new shares to a third party, conversion of preferred shares or exercise of subscription warrants, company spin-off, merger, acquisition, take-over bid, and other events that the TSE judges as appropriate reasons to review.

In the event of any increase or decrease in the current free-float adjusted market value due to reasons other than fluctuations in the TSE, such as public offerings or changes in the number of constituents in the TSE First Section, necessary adjustments are made by the TSE to the base market value in order to maintain the continuity of the TOPIX®. The TSE makes adjustments as follows:

	Event	Implementation of Adjustment (Before Markets Open)	Price Used for Adjustments
Addition	Company to be listed on the TSE First Section by initial public offering or via another stock exchange	Last business day of the next month of listing	Price on the adjustment date
Addition	New listing of a newly formed company resulting from a corporate consolidation (such as a merger or acquisition) that results in a TOPIX or ex-TOPIX constituent being delisted and the new company being immediately listed on the TSE First Section	New listing date or one business day after the listing if the business day before is a holiday	Base price used to decide the daily price limit
Addition	Transfer to the TSE First Section from the TSE Second Section, the TSE Mothers Index, or the JASDAQ Securities Exchange	Last business day of the next month of transfer (a free float weight of 0.00 is used from the transfer date to the adjustment date and thus the number of shares to be used for calculation will be 0.00 during such period)	Price on the adjustment date

Deletion	Company to be de-listed due to a stock-swap and the like while newly established companies promptly list its shares	Initial listing day of newly established company (Normally it is three business days after de-listing)	Price on business day before the de-listing date (the price used for adjustments is frozen after close of trading one business day before delisting, to the exclusion date for index calculation purpose)
Deletion	Company to be de-listed due to other reason than described above (merger or stock-swap, with other surviving company included in the TOPIX®)	Date of delisting	Price on business day before the adjustment date
Deletion	Transfer to the TSE Second Section from the TSE First Section	Date of transfer	Price on business day before the adjustment date
Deletion	Designation of securities to be delisted	Four business days after the designation of securities to be delisted (one business day after designation if the day of designation is a holiday)	Price on business day before the adjustment date

The adjusted base market value will equal the old base market value *multiplied* by the *quotient* of the free-float-adjusted market value on the business day before the adjustment date *plus* or *minus*, as applicable, the adjustment amount *divided* by the free-float-adjusted market value on the business day before the adjustment date.

The adjustment amount for the foregoing calculation will be an amount equal to the *product* of the change (the absolute value of the increase or decrease) in the number of shares *times* the price of the shares.

Changes in the number of shares and the price of the shares for adjustments to the base market value will be made as described in the table below.

Change in the Number of Constituent Shares

Event	Implementation of Adjustment (Before Markets Open)	Price used for adjustment
Change of free float weight	Date of change	Stock price at the end of trading on the business day before adjustment date
Public offering	Additional listing date (day after payment date). If listing date falls on a holiday, the next business day	Stock price at the end of trading on the business day before adjustment date
Allocation of new shares to a third party	Five business days after additional listing date (two business days after payment date)	Stock price at the end of trading on the business day before adjustment date
Issues to shareholders with payment	Ex-rights date	Stock price at the end of trading on the business day before adjustment date
Exercise of subscription warrants	Last business day of the month following exercise	Stock price at the end of trading on the business day before adjustment date
Conversion of preferred shares	Last business day of the month following conversion	Stock price at the end of trading on the business day before adjustment date
Cancellation of treasury stock	Last business day of the month following cancellation	Stock price at the end of trading on the business day before adjustment date
Merger or stock swap between a non-surviving constituent and another constituent	Delisting date of the non-surviving constituent	Stock price at the end of trading on the business day before adjustment date

Merger or stock-swap other than that described above	Listing change date (effective date)	Stock price at the end of trading on the business day before adjustment date
Offering for sale of shares held by the Japanese government	Listing change date	Stock price at the end of trading on the business day before adjustment date
Company spin-off in which the number of shares of the succeeding company increases	Listing change date	Stock price at the end of trading on the business day before adjustment date
Other adjustments	Last business day of the month in which the information appears in “Sho-ho” (TSE Notice) or the last business day of the following month	Stock price at the end of trading on the business day before adjustment date

No adjustments will be made to the base market value in the case of a stock split or reverse stock split.

Retroactive adjustments will not be made to revise the figures of the TOPIX[®] that have already been calculated and disseminated, even if issuing companies file amendments on previously released information.

If trading in a certain constituent is suspended, the TSE regards it as having no change in its share price for purposes of calculating the TOPIX[®]. In the event of unforeseen circumstances, or if the TSE decides it is impossible to use its existing methods to calculate the TOPIX[®], the TSE may use an alternate method of index calculation as it deems valid.

License Agreement

We expect to enter into a license agreement with TSE, in exchange for a fee, whereby we are permitted to use the TOPIX[®] in connection with the offer and sale of the notes. We are not affiliated with TSE; the only relationship between TSE and us is the licensing of the use of the TOPIX[®] and trademarks relating to the TOPIX[®].

The notes are not sponsored, endorsed or promoted by TSE. No inference should be drawn from the information contained in this pricing supplement that TSE makes any representation or warranty, implied or express, to us, any holder of the notes or any member of the public regarding the advisability of investing in securities generally or in the notes in particular or the ability of the TOPIX[®] to track general stock market performance.

TSE determines, composes and calculates the TOPIX[®] without regard to the notes. TSE has no obligation to take into account your interest, or that of anyone else having an interest, in the notes in determining, composing or calculating the TOPIX[®]. TSE is not responsible for and has not participated in the determination of the terms, prices or amount of the notes and will not be responsible for or participate in any determination or calculation regarding the principal amount of the notes payable at the stated maturity date. TSE has no obligation or liability in connection with the administration, marketing or trading of the notes.

Neither we nor any of our affiliates accepts any responsibility for the calculation, maintenance or publication of the TOPIX[®] or any successor index. TSE disclaims all responsibility for any errors or omissions in the calculation and dissemination of the TOPIX[®] or the manner in which the TOPIX[®] is applied in determining the closing level or any amount payable upon maturity of the notes. The level of the TOPIX[®] and the TOPIX[®] trademarks are subject to the proprietary rights owned by the TSE and the TSE owns all rights and know-how relating to the TOPIX[®] such as calculation, publication and use of the level of the TOPIX[®] and relating to the TOPIX[®] trademarks. The TSE shall reserve the rights to change the methods of calculation or publication, to cease the calculation or publication of the level of the TOPIX[®] or to change the TOPIX[®] trademarks or cease the use thereof. The TSE makes no warranty or representation whatsoever, either as to the results stemmed from the use of the level of the TOPIX[®] and the TOPIX[®] trademarks or as to the figure at which the level of the TOPIX[®] stands on any particular day. The TSE gives no assurance regarding accuracy or completeness of the level of the TOPIX[®] and data contained therein. Further, the TSE shall not be liable for the miscalculation, incorrect publication, delayed or interrupted publication of the level of the TOPIX[®]. No notes are in any way sponsored, endorsed or promoted by the TSE. The TSE shall not bear any obligation to give an explanation of the notes or an advice on investments to any purchaser of the notes or to the public. The TSE neither selects specific stocks or groups thereof nor takes into account any needs of the issuing company or any purchaser of the notes, for calculation of the level of the TOPIX[®]. Including but not limited to the foregoing, the TSE shall not be responsible for any damage resulting from the issue and sale of the notes.

The Swiss Market Index

The Swiss Market Index (the "SMI"):

- was first launched with a base level of 1,500 as of June 30, 1988; and
- is sponsored, calculated, published and disseminated by SIX Group Ltd., certain of its subsidiaries, and the Management Committee of SIX Swiss Exchange.

The SMI is a price return float-adjusted market capitalization-weighted index of the 20 largest stocks traded on the SIX Swiss Exchange. The Management Committee of SIX Swiss Exchange is supported by an Index Commission (advisory board) in all index-related matters, notably in connection with changes to the index rules and adjustments, additions and exclusions outside of the established review and acceptance period. The Index Commission meets at least twice annually.

Information regarding the Swiss Market Index (including information regarding the top ten securities included in the Basket Underlier and their respective weights and the industries represented by the securities included in this Basket Underlier and their respective weightings) may be found on SIX Exchange's website. That information is updated from time to time on that website. Please note that information included in that website is not included or incorporated by reference in this pricing supplement.

As of December 29, 2017, the top ten constituents of the SMI (and their respective weightings in the SMI) were: Nestle SA (18.04%); Roche Holding AG (17.79%); Novartis AG (17.71%); UBS Group AG (7.10%); ABB Ltd (4.88%); Financiere Richemont SA (4.74%); Zurich Insurance Group AG (4.61%); Credit Suisse Group AG (4.34%); Compagnie Swiss Re AG (3.01%); and LafargeHolcim LTD (2.71%).

As of December 29, 2017, the ICB industry sectors in the index (and their respective weights) were: Basic Materials (1.84%), Consumer Goods (24.03%), Financials (21.62%), Health Care (37.52%), Industrials (13.63%) and Telecommunications (1.35%) (may not sum to 100% due to rounding). Sector designations are determined by the Basket Underlier Sponsor using criteria it has selected or developed. Index sponsors may use very different standards for determining sector designations. In addition, many companies operate in a number of sectors, but are listed in only one sector and the basis on which that sector is selected may also differ. As a result, sector comparisons between indices with different index sponsors may reflect differences in methodology as well as actual differences in the sector composition of the indices.

Index Composition and Selection Criteria

The SMI is comprised of the 20 highest ranked stocks traded on the SIX Swiss Exchange that have a free float of 20% or more and that are not investment companies. The equity universe is largely Swiss domestic companies; however, in some cases, foreign issuers with a primary listing on the SIX Swiss Exchange or investment companies that do not hold any shares of any other eligible company and that have a primary listing on the SIX Swiss Exchange may be included.

The ranking of each security is determined by a combination of the following criteria:

- average free-float market capitalization (compared to the capitalization of the entire SIX Swiss Exchange index family), and
- cumulative on order book turnover (compared to the total turnover of the SIX Swiss Exchange index family).

Each of these two factors is assigned a 50% weighting in ranking the stocks eligible for the SMI.

The SMI is reconstituted annually after prior notice of at least two months on the third Friday in September after the close of trading.

The reconstitution is based on data from the previous July 1 through June 30. Provisional interim selection (ranking) lists are also published following the end of the third, fourth and first financial quarters.

In order to reduce turnover, an index constituent will not be replaced unless it is ranked below 23 or, if it is ranked 21 or 22, if another share ranks 18 or higher. If a company has primary listings on several exchanges and less than 50% of that company's total turnover is generated on the SIX Swiss Exchange, it will not be included in the SMI unless it ranks at least 18 or better on the selection list on the basis of its turnover alone (i.e., without considering its free float).

Maintenance of the Index

Constituent Changes. In the case of major market changes as a result of capital events such as mergers or new listings, the Management Committee of SIX Swiss Exchange can decide at the request of the Index Commission that a security should be admitted to the SMI outside the annual review period as long as it clearly fulfills the criteria for inclusion. For the same reasons, a security can also be excluded if the requirements for admission to the SMI

are no longer fulfilled. As a general rule, extraordinary acceptances into the SMI take place after a three-month period on a quarterly basis after the close of trading on the third Friday of March, June, September and December (for example, a security listed on or before the fifth trading day prior to the end of November cannot be included until the following March). An announced insolvency is deemed to be an extraordinary event and the security will be removed from the SMI with five trading days' prior notice if the circumstances permit such notice.

Capped Weightings and Intra-Quarter Breaches. The weight of any index constituent that exceeds a weight of 18% within the index is reduced to that value at each quarterly index review by applying a capping factor to the calculation of such constituent's free float market capitalization. A constituent's number of shares and free float market capitalization are used to determine its capping factor. The excess weight (the difference of the original weight minus the capped weight) is distributed proportionally across the other index constituents. The constituents are also capped to 18% as soon as two index constituents exceed a weight of 20% (an "intra-quarter breach"). If an intra-quarter breach is observed after the close of the markets, a new calculation of the capping factors is executed immediately and communicated to the market in order to ensure that the maximum weight per constituent is capped at 18% for the opening on the next day. In order to achieve a capped weighting of the index without causing market distortion, a stepwise reduction is conducted based on the quarterly index reviews to ensure that no change in the weight (as a result of capping) from one review to the next exceeds 3%. The transition period is in effect until no component has a weight larger than 18%. In the case of an intra-quarter breach, the weights are limited to the last defined weights as of the prior review.

Number of Shares and Free Float. The securities included in the SMI are weighted according to their free float. This means that shares deemed to be in firm hands are subtracted from the total market capitalization of that company. The free float is calculated on the basis of outstanding shares. Issued and outstanding equity capital is, as a rule, the total amount of equity capital that has been fully subscribed and wholly or partially paid in and documented in the Commercial Register. Not counting as issued and outstanding equity capital are the approved capital and the conditional capital of a company. The free float is calculated on the basis of listed shares only. If a company offers several different categories of listed participation rights, each is treated separately for purposes of index calculation.

Shares held deemed to be in firm hands are shareholdings that have been acquired by one person or a group of persons in companies domiciled in Switzerland and which, upon exceeding 5%, have been reported to SIX Swiss Exchange. Shares of persons and groups of persons who are subject to a shareholder agreement which is binding for more than 5% of the listed shares or who, according to publicly known facts, have a long-term interest in a company, are also deemed to be in firm hands.

For the calculation of the number of shares in firm hands, SIX Swiss Exchange may also use other sources than the reports submitted to it. In particular, SIX Swiss Exchange may use data gained from issuer surveys that it conducts itself.

In general, shares held by custodian nominees, trustee companies, investment funds, pension funds and investment companies are deemed free-floating regardless whether a report has been made to SIX Swiss Exchange. SIX Swiss Exchange classifies at its own discretion persons and groups of persons who, because of their area of activity or the absence of important information, cannot be clearly assigned.

The free-float rule applies only to bearer shares and registered shares. Capital issued in the form of participation certificates and bonus certificates is taken into full account in calculating the SMI because it does not confer voting rights.

The number of securities in the SMI and the free-float factors are adjusted after the close of trading on four adjustment dates per year, the third Friday of March, June, September and December. Such changes are pre-announced at least one month before the adjustment date, although the index sponsor reserves the right to take account of recent changes before the adjustment date in the actual adjustment, so the definite new securities are announced five trading days before the adjustment date.

In order to avoid frequent slight changes to the weighting and to maintain the stability of the SMI, any extraordinary change of the total number of outstanding securities or the free float will only result in an extraordinary adjustment if it exceeds 10% and 5% respectively and is in conjunction with a corporate action.

After a takeover, SIX Swiss Exchange may, in exceptional cases, adjust the free float of a company upon publication of the end results after a five-day notification period or may exclude the security from the relevant index family. When an insolvency has been announced, an extraordinary adjustment will be made and the affected security will be removed from the SMI after five trading days' notice.

The index sponsor reserves the right to make an extraordinary adjustment, in exceptional cases, without observing the notification period.

Calculation of the Index

The index sponsor calculates the SMI using the “Laspeyres formula,” with a weighted arithmetic mean of a defined number of securities issues. The formula for calculating the index value can be expressed as follows:

$$\text{Index} = \frac{\text{Free Float Market Capitalization of the index}}{\text{Divisor}}$$

The “free float market capitalization of the index” is equal to the sum of the product of the last-paid price, the number of shares, the free-float factor, the capping factor and, if a foreign stock is included, the current CHF exchange rate as of the time the index value is being calculated. The index value is calculated in real time and is updated whenever a trade is made in a component stock. Where any index component stock price is unavailable on any trading day, SIX Swiss Exchange will use the last reported price for such component stock. Only prices from the SIX Swiss Exchange’s electronic order book are used in calculating the SMI.

Divisor Value and Adjustments

The divisor is a technical number used to calculate the SMI and is adjusted to reflect changes in market capitalization due to corporate events, and is adjusted by SIX Swiss Exchange to reflect corporate events, as described in the index rules.

License Agreement

The notes are not in any way sponsored, endorsed, sold or promoted by the SIX Swiss Exchange and the SIX Swiss Exchange makes no warranty or representation whatsoever, express or implied, either as to the results to be obtained from the use of the SMI and/or the level at which the SMI stands at any particular time on any particular day. However, the SIX Swiss Exchange shall not be liable (whether through negligence or otherwise) to any person for any error in the index and the SIX Swiss Exchange shall not be under any obligation to disclose such errors.

SIX®, SIX Swiss Exchange®, SPI®, Swiss Performance Index (SPI)®, SPI EXTRA®, SMI®, Swiss Market Index® (SMI)®, SMIM®, SMI MID (SMIM)®, SMI Expanded®, SXI®, SXI LIFE SCIENCES®, SXI Bio+Medtech®, SBI®, SBI Swiss Bond Index®, VSMI®, SIX Immobilienfonds Index® and SIX Quotematch® are trademarks that have been registered in Switzerland and/or abroad by the SIX Swiss Exchange. Their use is subject to a license.

The S&P®/ASX 200 Index

The S&P®/ASX 200 Index (the “AS51”):

- was first launched in 1979 by the Australian Securities Exchange and was acquired and re-launched by its current index sponsor on April 3, 2000; and
- is sponsored, calculated, published and disseminated by S&P Dow Jones Indices LLC, a part of McGraw Hill Financial (“S&P”).

The AS51 includes 200 companies and covers approximately 80% of the Australian equity market by market capitalization. As discussed below, the AS51 is not limited solely to companies having their primary operations or headquarters in Australia or to companies having their primary listing on the Australian Securities Exchange (the “ASX”). All ordinary and preferred shares (if such preferred shares are not of a fixed income nature) listed on the ASX, including secondary listings, are eligible for the AS51. Hybrid stocks, bonds, warrants, preferred stock that provides a guaranteed fixed return and listed investment companies are not eligible for inclusion.

The AS51 is intended to provide exposure to the largest 200 eligible securities that are listed on the ASX by float-adjusted market capitalization. Constituent companies for the AS51 are chosen based on market capitalization, public float and liquidity. All index-eligible securities that have their primary or secondary listing on the ASX are included in the initial selection of stocks from which the 200 index stocks may be selected.

The float-adjusted market capitalization of companies is determined based on the daily average market capitalization over the last six months. The security’s price history over the last six months, the latest available shares on issue and the investable weight factor (the “IWF”), are the factors relevant to the calculation of daily average market capitalization. The IWF is a variable that is primarily used to determine the available float of a security for ASX listed securities.

Information regarding the S&P®/ASX 200 Index (including information regarding the top ten components of this Basket Underlier, the industries represented by the securities included in this Basket Underlier and their respective weights and the countries represented by the securities included in this Basket Underlier and their respective weights) may be found on S&P’s website. That information is updated from time to time on that website. Please note that information included in that website is not included or incorporated by reference in this pricing supplement.

As of May 31, 2018, the top 10 index stocks by weight of the AS51 were the following: Commonwealth Bank of Australia, BHP Billiton Ltd., Westpac Banking Corp., CSL Ltd., ANZ Banking Group, National Australia Bank Ltd., Wesfarmers Ltd., Woolworths Group Ltd., Macquarie Group Ltd. and Rio Tinto Ltd.

As of May 31, 2018, the 11 Global Industry Classification Standard (“GICS”) industry sectors represented by stocks in the AS51 include: Financials (32.7%), Materials (18.8%), Real Estate (8.1%), Industrials (7.3%), Consumer Staples (7.8%), Health Care (8.5%), Consumer Discretionary (4.8%), Energy (5.5%), Telecommunication Services (2.5%), Utilities (2.0%) and Information Technology (2.2%). Sector designations are determined by the Basket Underlier Sponsor using criteria it has selected or developed. Index sponsors may use very different standards for determining sector designations. In addition, many companies operate in a number of sectors, but are listed in only one sector and the basis on which that sector is selected may also differ. As a result, sector comparisons between indices with different index sponsors may reflect differences in methodology as well as actual differences in the sector composition of the indices. In addition, S&P® and MSCI, Inc. have announced that the Global Industry Classification Sector structure is expected to be updated after the close of business on September 28, 2018. Among other things, the update is expected to broaden the current Telecommunications Services sector and rename it the Communication Services sector. The renamed sector is expected to include the existing Telecommunication Services Industry group, as well as the Media Industry group, which is expected to move from the Consumer Discretionary sector and be renamed the Media & Entertainment Industry group. The Media & Entertainment Industry group is expected to contain three industries: Media, Entertainment and Interactive Media & Services. The Media industry is expected to continue to consist of the Advertising, Broadcasting, Cable & Satellite and Publishing sub-industries. The Entertainment industry is expected to contain the Movies & Entertainment sub-industry (which is expected to include online entertainment streaming companies in addition to companies currently classified in such industry) and the Interactive Home Entertainment sub-industry (which is expected to include companies from the current Home Entertainment Software sub-industry in the Information Technology sector, as well as producers of mobile gaming applications). The Interactive Media & Services industry and sub-industry is expected to include companies engaged in content and information creation or distribution through proprietary

platforms, where revenues are derived primarily through pay-per-click advertisements, and will include search engines, social media and networking platforms, online classifieds and online review companies.

As of May 31, 2018, the countries of domicile included in the AS51 and their relative weights were: Australia (97.8%), New Zealand (1.2%), United States (0.8%) and United Kingdom (0.2%).

Number of Shares

When considering the index eligibility of securities for inclusion or promotion into S&P ®/ASX indices, the number of index securities under consideration is based upon the latest available ASX quoted securities. For domestic securities (companies incorporated in Australia and traded on the ASX, companies incorporated overseas but exclusively listed on the ASX and companies incorporated overseas and traded on other markets but most of its trading activity is on the ASX), this figure is purely based upon the latest available data from the ASX.

Foreign-domiciled securities may quote the total number of securities on the ASX that is representative of their global equity capital; whereas other foreign-domiciled securities may quote securities on the ASX on a partial basis that represents their Australian equity capital. In order to overcome this inconsistency, S&P will quote the number of index securities that are represented by CHESS Depository Interests ("CDIs") for a foreign entity. When CDIs are not issued, S&P will use the total securities held on the Australian register (CHESS and, where supplied, the issuer sponsored register). This quoted number for a foreign entity is representative of the Australian equity capital, thereby allowing the AS51 to be increasingly reflective of the Australian market.

The number of CDIs or shares of a foreign entity quoted on the ASX can experience more volatility than is typically the case for ordinary shares on issue. Therefore, an average number on issue will be applied over a six-month period.

Where CDI information is not supplied to the ASX by the company or the company's share register, estimates for Australian equity capital will be drawn from CHESS data and, ultimately, registry-sourced data.

IWF

The IWF represents the float-adjusted portion of a stock's equity capital. Therefore any strategic holdings that are classified as either corporate, private or government holdings reduce the IWF which, in turn, results in a reduction in the float-adjusted market capital.

The IWF ranges between 0 and 1, is calculated as $1 - \text{Sum of the \% held by strategic shareholders who possess 5\% or more of issued shares}$, and is an adjustment factor that accounts for the publicly available shares of a company. A company must have a minimum IWF of 0.3 to be eligible for index inclusion. S&P Dow Jones Indices identifies the following shareholders whose holdings are considered to be control blocks and are subject to float adjustment:

1. Government and government agencies;
2. Controlling and strategic shareholders/partners;
3. Any other entities or individuals which hold more than 5%, excluding insurance companies, securities companies and investment funds; and
4. Other restricted portions such as treasury stocks.

Liquidity Test

Only stocks that are regularly traded are eligible for inclusion. Eligible stocks are considered for index inclusion based on their stock median liquidity (median daily value traded divided by its average float-adjusted market capitalization for the last six months relative to the market capitalization weighted average of the stock median liquidities of the 500 constituents of the All Ordinaries index, another member of the S&P®/ASX index family).

Index Maintenance

S&P rebalances constituents quarterly to ensure adequate market capitalization and liquidity using the previous six months' data to determine index eligibility. Quarterly review changes take effect the third Friday of March, June, September and December. Eligible stocks are considered for index inclusion based on their float-adjusted market capitalization rank relative to the stated quota of 200 securities. For example, a stock that is currently in the S&P/ASX 300 and is ranked at 175, based on float-adjusted market capitalization, within the universe of eligible securities may be considered for inclusion into the AS51, provided that liquidity hurdles are met.

In order to limit the level of index turnover, eligible securities will only be considered for index inclusion once another stock is excluded due to a sufficiently low rank and/or liquidity, based on the float-adjusted market capitalization. Potential index inclusions and exclusions need to satisfy buffer requirements in terms of the rank of the stock relative to a given index. The buffers are established to limit the level of index turnover that may take place at each quarterly rebalancing.

Between rebalancing dates, an index addition is generally made only if a vacancy is created by an index deletion. Index additions are made according to float-adjusted market capitalization and liquidity. An initial public offering is added to the AS51 only when an appropriate vacancy occurs and is subject to proven liquidity for at least two months. An exception may be made for extraordinary large offerings where sizeable trading volumes justify index inclusion.

Deletions can occur between index rebalancing dates due to acquisitions, mergers and spin-offs or due to suspension or bankruptcies. The decision to remove a stock from the AS51 will be made once there is sufficient evidence that the transaction will be completed. Stocks that are removed due to mergers and acquisitions are removed from the AS51 at the cash offer price for cash-only offers. Otherwise, the best available price in the market is used.

Share numbers for all index constituents are updated quarterly and are rounded to the nearest thousand. The update to the number of issued shares will be considered if the change is at least 5% of the float adjusted shares or \$100 million in value.

Share updates for foreign-domiciled securities will take place annually at the March rebalancing. The update to the number of index shares will only take place when the six-month average of CDIs or the Total Securities held in the Australian branch of issuer sponsored register (where supplied) and in CHES, as of the March rebalancing, differs from the current index shares by either 5% or a market-cap dollar amount greater than A\$100 million. Where CDI information is not supplied to the ASX by the company or the company's share register, estimates for Australian equity capital will be drawn from CHES data and, ultimately, registry-sourced data.

Intra-quarter share changes are implemented at the effective date or as soon as reliable information is available; however, they will only take place in the following circumstances:

- changes in a company's float-adjusted shares of 5% or more due to market-wide shares issuance;
- rights issues, bonus issues and other major corporate actions; and
- share issues resulting from index companies merging and major off-market buy-backs.

Share changes due to mergers or acquisitions are implemented when the transaction occurs, even if both of the companies are not in the same index and regardless of the size of the change.

IWFs are reviewed annually as part of the September quarterly review. However, any event that alters the float of a security in excess of 5% will be implemented as soon as practicable by an adjustment to the IWF.

The function of the IWF is also to manage the index weight of foreign-domiciled securities that quote shares on the basis of CDIs. Due to the volatility that is displayed by CDIs, unusually large changes in the number of CDIs on issue could result. Where this is the case, the IWF may be used to limit the effect of unusually large changes in the average number of CDIs (and, thereby, limit the potential to manipulate this figure). Where the Australian Index Committee sees fit to apply the IWF in this manner, the rationale for the decision will be announced to the market. This will be reviewed annually at the March-quarter index rebalancing date.

Calculation of the AS51

The AS51 is calculated using a base-weighted aggregate methodology. The value of the AS51 on any day for which an index value is published is determined by a fraction, the numerator of which is the aggregate of the price of each stock in the AS51 times the number of shares of such stock included in the AS51 times that stock's IWF, and the denominator of which is the divisor, which is described more fully below.

In order to prevent the value of the AS51 from changing due to corporate actions, all corporate actions may require S&P to make an index or divisor adjustment, as described in S&P's rules. This helps maintain the value of the AS51 and ensures that the movement of the AS51 does not reflect the corporate actions of the individual companies that comprise the AS51.

In situations where an exchange is forced to close early due to unforeseen events, such as computer or electric power failures, weather conditions or other events, S&P will calculate the closing price of the indices based on (1) the closing prices published by the exchange or (2) if no closing price is available, the last regular trade reported for each security before the exchange closed. If the exchange fails to open due to unforeseen circumstances, S&P treats this closure as a standard market holiday. The AS51 will use the prior day's closing prices and shifts any corporate actions to the following business day. If all exchanges fail to open or in other extreme circumstances, S&P may determine not to publish the AS51 for that day.

S&P reserves the right to recalculate the AS51 under certain limited circumstances.

License Agreement

S&P® is a registered trademark of Standard & Poor's Financial Services LLC ("S&P"). These trademarks have been licensed for use by S&P Dow Jones Indices LLC. "Standard & Poor's®," "S&P®/ASX 200®" and "S&P®" are trademarks of S&P. These trademarks have been sublicensed for certain purposes by our subsidiary, MLPF&S. The S&P®/ASX 200 Index is a product of S&P Dow Jones Indices LLC and/or its affiliates and has been licensed for use by MLPF&S.

The notes are not sponsored, endorsed, sold or promoted by Standard & Poor's, a division of The McGraw-Hill Companies, Inc. ("S&P"). Neither S&P nor the Australia Stock Exchange make any representation or warranty, express or implied, to the owners of the notes or any member of the public regarding the advisability of investing in securities generally or in the notes particularly or the ability of the S&P®/ASX 200 Index to track general stock market performance. S&P's and the Australia Stock Exchange's only relationship to MLPF&S is the licensing of certain trademarks and trade names of S&P and the Australia Stock Exchange and of the S&P®/ASX 200 Index, which index is determined, composed and calculated by S&P without regard to us, MLPF&S or the notes. S&P and the Australia Stock Exchange have no obligation to take our needs or the needs of MLPF&S or the owners of the notes into consideration in determining, composing or calculating the S&P®/ASX 200 Index. S&P and the Australia Stock Exchange are not responsible for and have not participated in the determination of the timing of, prices at, or quantities of the notes to be issued or in the determination or calculation of the equation by which the notes are to be converted into cash. S&P and the Australia Stock Exchange have no obligation or liability in connection with the administration, marketing or trading of the notes.

S&P AND THE AUSTRALIA STOCK EXCHANGE DO NOT GUARANTEE THE ACCURACY AND/OR THE COMPLETENESS OF THE S&P®/ASX 200 INDEX OR ANY DATA INCLUDED THEREIN AND S&P AND THE AUSTRALIA STOCK EXCHANGE SHALL HAVE NO LIABILITY FOR ANY ERRORS, OMISSIONS, OR INTERRUPTIONS THEREIN. S&P AND THE AUSTRALIA STOCK EXCHANGE MAKE NO WARRANTY, EXPRESS OR IMPLIED, AS TO RESULTS TO BE OBTAINED BY US, MLPF&S, OWNERS OF THE NOTES OR ANY OTHER PERSON OR ENTITY FROM THE USE OF THE S&P®/ASX 200 INDEX OR ANY DATA INCLUDED THEREIN. S&P AND THE AUSTRALIA STOCK EXCHANGE MAKE NO EXPRESS OR IMPLIED WARRANTIES, AND EXPRESSLY DISCLAIM ALL WARRANTIES OF MERCHANTABILITY OR FITNESS FOR A PARTICULAR PURPOSE OR USE WITH RESPECT TO THE S&P®/ASX 200 INDEX OR ANY DATA INCLUDED THEREIN. WITHOUT LIMITING ANY OF THE FOREGOING, IN NO EVENT SHALL S&P OR THE AUSTRALIA STOCK EXCHANGE HAVE ANY LIABILITY FOR ANY SPECIAL, PUNITIVE, INDIRECT, OR CONSEQUENTIAL DAMAGES (INCLUDING LOST PROFITS), EVEN IF NOTIFIED OF THE POSSIBILITY OF SUCH DAMAGES.

Historical Closing Levels

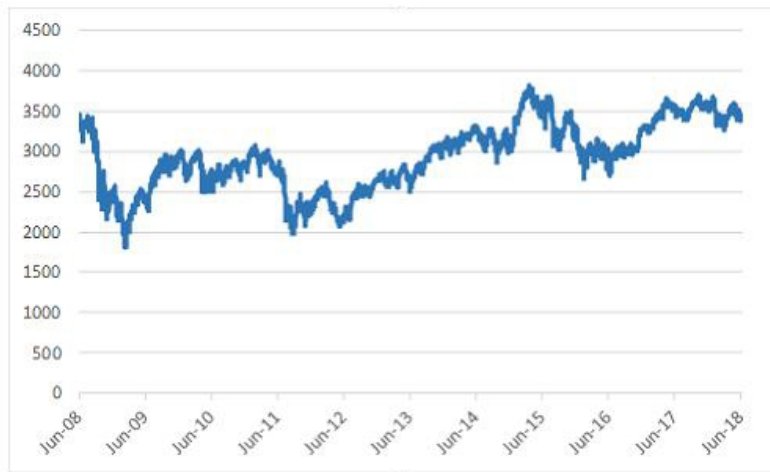
The respective closing levels of the Basket Underliers have fluctuated in the past and may, in the future, experience significant fluctuations. Any historical upward or downward trend in the closing levels of the Basket Underliers during the period shown below is not an indication that the Basket Underliers are more or less likely to increase or decrease at any time during the life of your notes.

You should not take the historical levels of the Basket or the Basket Underliers as an indication of their respective future performance. We cannot give you any assurance that the future performance of the Basket, the Basket Underliers or the Basket Underlier Stocks will result in your receiving an amount greater than the outstanding face amount of your notes on the stated maturity date.

Neither we nor any of our affiliates make any representation to you as to the performance of the Basket Underliers. Before investing in the offered notes, you should consult publicly available information to determine the levels of the Basket Underliers between the date of this pricing supplement and the date of your purchase of the offered notes. The actual performance of the Basket Underliers over the life of the offered notes, as well as the Cash Settlement Amount, may bear little relation to the historical closing levels shown below.

The following graphs show the daily historical closing levels of the SX5E, the UKX, the TPX, the SMI, and the AS51 from June 28, 2008 through June 28, 2018. The graphs are for illustrative purposes only. We obtained the closing levels of the Basket Underliers in the graphs below from Bloomberg Financial Services, without independent verification.

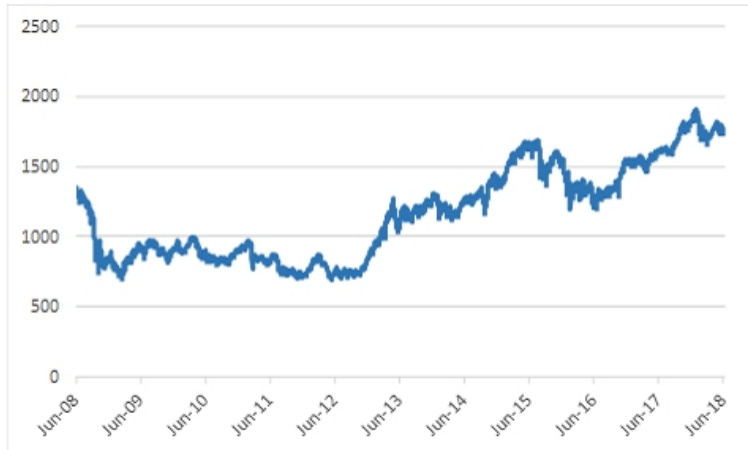
Historical Performance of the EURO STOXX 50® Index



Historical Performance of the FTSE® 100 Index



Historical Performance of the TOPIX®



Historical Performance of the Swiss Market Index



Historical Performance of the S&P®/ASX 200 Index



Historical Performance of the Basket

The following graph is based on the Basket closing levels for the period from June 28, 2008 through June 28, 2018, assuming that the Basket closing level was 100 on June 28, 2008. We derived the Basket closing levels based on the method to calculate the Basket closing level as described in this pricing supplement and on actual closing levels of the relevant Basket Underliers on the relevant dates. The Basket closing level has been normalized such that its hypothetical level on June 28, 2008 was 100. The Initial Basket Level was set at 100 on the trade date. The Basket closing level can increase or decrease due to changes in the levels of the Basket Underliers.



SUPPLEMENTAL PLAN OF DISTRIBUTION—CONFLICTS OF INTEREST

BofA Finance has agreed to sell to MLPF&S, and MLPF&S has agreed to purchase from BofA Finance, the aggregate face amount of the offered notes specified on the front cover of this pricing supplement. MLPF&S will offer the notes to the public at the price to public set forth on the cover page of this pricing supplement, and to certain unaffiliated securities dealers at such prices less a concession not in excess of 1.67% of the face amount. The price to public for notes purchased by certain fee-based advisory accounts will be 98.33% of the face amount, which reflects a foregone underwriting discount with respect to such notes (i.e., the underwriting discount specified on the cover of this pricing supplement with respect to such notes is 0.00%).

We expect to deliver the notes against payment therefor in New York, New York on July 6, 2018, which is the fifth scheduled business day following the trade date. Under Rule 15c6-1 of the Securities Exchange Act of 1934, trades in the secondary market generally are required to settle in two business days, unless the parties to any such trade expressly agree otherwise. Accordingly, purchasers who wish to trade the notes on any date prior to two business days before delivery will be required, by virtue of the fact that the notes are initially expected to settle in five business days (T + 5), to specify alternative settlement arrangements to prevent a failed settlement.

MLPF&S, a broker-dealer affiliate of ours, is a member of the Financial Industry Regulatory Authority, Inc. ("FINRA") and will participate as selling agent in the distribution of the notes. Accordingly, the offering of the notes will conform to the requirements of FINRA Rule 5121. MLPF&S may not make sales in this offering to any of its discretionary accounts without the prior written approval of the account holder.

MLPF&S and any of our other broker-dealer affiliates, may use this pricing supplement, and the accompanying product supplement, prospectus supplement and prospectus for offers and sales in secondary market transactions and market-making transactions in the notes. However, they are not obligated to engage in such secondary market transactions and/or market-making transactions. The selling agent may act as principal or agent in these transactions, and any such sales will be made at prices related to prevailing market conditions at the time of the sale.

As agreed by MLPF&S and the distribution participants, for approximately a three-month period after the trade date, MLPF&S expects to offer to buy the notes in the secondary market at a price that will exceed the estimated value of the notes at that time; the amount of this excess will decline on a straight line basis over that period. Thereafter, if MLPF&S buys or sells your notes, it will do so at prices that reflect the estimated value determined by reference to its pricing models at that time. Any price at any time after the trade date will be based on then-prevailing market conditions and other considerations, including the performances of the Basket Underliers and the remaining term of the notes. However, none of us, the Guarantor, MLPF&S or any other party is obligated to purchase your notes at any price or at any time, and we cannot assure you that any party will purchase your notes at a price that equals or exceeds the initial estimated value of the notes.

Any price that MLPF&S may pay to repurchase the notes will depend upon then prevailing market conditions, the creditworthiness of us and the Guarantor, and transaction costs. At certain times, this price may be higher than or lower than the initial estimated value of the notes.

No Prospectus (as defined in Directive 2003/71/EC (as amended, the "Prospectus Directive")) will be prepared in connection with these notes. Accordingly, these notes may not be offered to the public in any member state of the European Economic Area (the "EEA"), and any purchaser of these notes who subsequently sells any of these notes in any EEA member state must do so only in accordance with the requirements of the Prospectus Directive, as implemented in that member state.

The notes are not intended to be offered, sold or otherwise made available to, and should not be offered, sold or otherwise made available to, any retail investor in the EEA. For these purposes, the expression "offer" includes the communication in any form and by any means of sufficient information on the terms of the offer and the notes to be offered so as to enable an investor to decide to purchase or subscribe the notes, and a "retail investor" means a person who is one (or more) of: (a) a retail client, as defined in point (11) of Article 4(1) of Directive 2014/65/EU (as amended, "MiFID II"); or (b) a customer, within the meaning of Insurance Distribution Directive 2016/97/EU, as amended, where that customer would not qualify as a professional client as defined in point (10) of Article 4(1) of MiFID II; or (c) not a qualified investor as defined in the Prospectus Directive. Consequently, no key information document required by Regulation (EU) No 1286/2014 (as amended, the "PRIIPs Regulation") for offering or selling the notes or otherwise making them available to retail investors in the EEA has been prepared, and therefore,

offering or selling the notes or otherwise making them available to any retail investor in the EEA may be unlawful under the PRIIPs Regulation.

STRUCTURING THE NOTES

The notes are our debt securities, the return on which is linked to the performances of the Basket Underliers. The related guarantees are BAC's obligations. As is the case for all of our and BAC's respective debt securities, including our market-linked notes, the economic terms of the notes reflect our and BAC's actual or perceived creditworthiness at the time of pricing. In addition, because market-linked notes result in increased operational, funding and liability management costs to us and BAC, BAC typically borrows the funds under these types of notes at a rate, which we refer to in this pricing supplement as BAC's internal funding rate, that is more favorable to BAC than the rate that it might pay for a conventional fixed or floating rate debt security. This generally relatively lower internal funding rate, which is reflected in the economic terms of the notes, along with the fees and charges associated with market-linked notes, resulted in the initial estimated value of the notes on the trade date being less than their public offering price.

In order to meet our payment obligations on the notes, at the time we issue the notes, we may choose to enter into certain hedging arrangements (which may include call options, put options or other derivatives) with MLPF&S or one of our other affiliates. The terms of these hedging arrangements are determined based upon terms provided by MLPF&S and its affiliates, and take into account a number of factors, including our and BAC's creditworthiness, interest rate movements, the volatility of the Basket Underliers, the tenor of the notes and the hedging arrangements. The economic terms of the notes and their initial estimated value depend in part on the terms of these hedging arrangements.

MLPF&S has advised us that the hedging arrangements will include hedging related charges, reflecting the costs associated with, and our affiliates' profit earned from, these hedging arrangements. Since hedging entails risk and may be influenced by unpredictable market forces, actual profits or losses from these hedging transactions may be more or less than any expected amounts.

For further information, see "Risk Factors" beginning on page PS-18 above and "Supplemental Use of Proceeds" on page PS-16 of product supplement EQUITY-1.

VALIDITY OF THE NOTES

In the opinion of McGuireWoods LLP, as counsel to BofA Finance and BAC, when the trustee has made an appropriate entry on Schedule 1 to the Master Registered Global Note dated November 4, 2016 that represents the notes (the "Master Note") identifying the notes offered hereby as supplemental obligations thereunder in accordance with the instructions of BofA Finance, and the notes have been delivered against payment therefor as contemplated in this pricing supplement and the related prospectus, prospectus supplement and product supplement, all in accordance with the provisions of the indenture governing the notes and the related guarantee, such notes will be legal, valid and binding obligations of BofA Finance, and the related guarantee will be the legal, valid and binding obligations of BAC, subject, in each case, to the effects of applicable bankruptcy, insolvency (including laws relating to preferences, fraudulent transfers and equitable subordination), reorganization, moratorium and other similar laws affecting creditors' rights generally, and to general principles of equity. This opinion is given as of the date of this pricing supplement and is limited to the laws of the State of New York and the Delaware Limited Liability Company Act and the Delaware General Corporation Law (including the statutory provisions, all applicable provisions of the Delaware Constitution and reported judicial decisions interpreting the foregoing) as in effect on the date hereof. In addition, this opinion is subject to customary assumptions about the trustee's authorization, execution and delivery of the indenture governing the notes and due authentication of the Master Note, the validity, binding nature and enforceability of the indenture governing the notes and the related guarantee with respect to the trustee, the legal capacity of individuals, the genuineness of signatures, the authenticity of all documents submitted to McGuireWoods LLP as originals, the conformity to original documents of all documents submitted to McGuireWoods LLP as copies thereof, the authenticity of the originals of such copies and certain factual matters, all as stated in the letter of McGuireWoods LLP dated August 23, 2016, which has been filed as an exhibit to the Registration Statement of BofA Finance and BAC relating to the notes and the related guarantees initially filed with the Securities and Exchange Commission on August 23, 2016.

Sidley Austin LLP, New York, New York, is acting as counsel to MLPF&S and as special tax counsel to BofA Finance and BAC.

U.S. FEDERAL INCOME TAX SUMMARY

The following summary of the material U.S. federal income tax considerations of the acquisition, ownership, and disposition of the notes supplements, and to the extent inconsistent supersedes, the discussions under “U.S. Federal Income Tax Considerations” in the accompanying prospectus and under “U.S. Federal Income Tax Considerations” in the accompanying prospectus supplement and is not exhaustive of all possible tax considerations. In addition, any reference to “Morrison & Foerster LLP” in the aforementioned tax discussions in the accompanying prospectus and prospectus supplement should be read as a reference to “Sidley Austin LLP.” This summary is based upon the Internal Revenue Code of 1986, as amended (the “Code”), regulations promulgated under the Code by the U.S. Treasury Department (“Treasury”) (including proposed and temporary regulations), rulings, current administrative interpretations and official pronouncements of the IRS, and judicial decisions, all as currently in effect and all of which are subject to differing interpretations or to change, possibly with retroactive effect. No assurance can be given that the IRS would not assert, or that a court would not sustain, a position contrary to any of the tax consequences described below. This summary does not include any description of the tax laws of any state or local governments, or of any foreign government, that may be applicable to a particular holder.

Although the notes are issued by us, they will be treated as if they were issued by Bank of America Corporation for U.S. federal income tax purposes. Accordingly throughout this tax discussion, references to “we,” “our” or “us” are generally to Bank of America Corporation unless the context requires otherwise.

This summary is directed solely to U.S. Holders and Non-U.S. Holders that, except as otherwise specifically noted, will purchase the notes upon original issuance and will hold the notes as capital assets within the meaning of Section 1221 of the Code, which generally means property held for investment, and that are not excluded from the discussion under “U.S. Federal Income Tax Considerations” in the accompanying prospectus.

You should consult your own tax advisor concerning the U.S. federal income tax consequences to you of acquiring, owning, and disposing of the notes, as well as any tax consequences arising under the laws of any state, local, foreign, or other tax jurisdiction and the possible effects of changes in U.S. federal or other tax laws.

General

Although there is no statutory, judicial, or administrative authority directly addressing the characterization of the notes, in the opinion of our counsel, Sidley Austin LLP, and based on certain factual representations received from us, the notes should be treated as single financial contracts with respect to the Basket Underliers and under the terms of the notes, we and every investor in the notes agree, in the absence of an administrative determination or judicial ruling to the contrary, to treat the notes in accordance with such characterization. This discussion assumes that the notes constitute single financial contracts with respect to the Basket Underliers for U.S. federal income tax purposes. If the notes did not constitute single financial contracts, the tax consequences described below would be materially different.

This characterization of the notes is not binding on the IRS or the courts. No statutory, judicial, or administrative authority directly addresses the characterization of the notes or any similar instruments for U.S. federal income tax purposes, and no ruling is being requested from the IRS with respect to their proper characterization and treatment. Due to the absence of authorities on point, significant aspects of the U.S. federal income tax consequences of an investment in the notes are not certain, and no assurance can be given that the IRS or any court will agree with the characterization and tax treatment described in this supplement. Accordingly, you are urged to consult your tax advisor regarding all aspects of the U.S. federal income tax consequences of an investment in the notes, including possible alternative characterizations.

Unless otherwise stated, the following discussion is based on the characterization described above. The discussion in this section assumes that there is a significant possibility of a significant loss of principal on an investment in the notes.

We will not attempt to ascertain whether the issuer of any component stocks included in any Basket Underlier would be treated as a “passive foreign investment company” (“PFIC”), within the meaning of Section 1297 of the Code, or a United States real property holding corporation, within the meaning of Section 897(c) of the Code. If the issuer of one or more stocks included in any Basket Underlier were so treated, certain adverse U.S. federal income tax consequences could possibly apply to a holder of the notes. You should refer to information filed with the SEC by the issuers of the component stocks included in the Basket Underliers and consult your tax advisor regarding the possible consequences to you, if any, if any issuer of the component stocks included in any Basket Underlier is or becomes a PFIC or is or becomes a United States real property holding corporation.

U.S. Holders

Upon receipt of a cash payment at maturity or upon a sale or exchange of the notes prior to maturity, a U.S. Holder generally will recognize capital gain or loss equal to the difference between the amount realized and the U.S. Holder's tax basis in the notes. A U.S. Holder's tax basis in the notes will equal the amount paid by that holder to acquire them. This capital gain or loss generally will be long-term capital gain or loss if the U.S. Holder held the notes for more than one year. The deductibility of capital losses is subject to limitations.

Alternative Tax Treatments. Due to the absence of authorities that directly address the proper tax treatment of the notes, prospective investors are urged to consult their tax advisors regarding all possible alternative tax treatments of an investment in the notes. In particular, the IRS could seek to subject the notes to the Treasury regulations governing contingent payment debt instruments. If the IRS were successful in that regard, the timing and character of income on the notes would be affected significantly. Among other things, a U.S. Holder would be required to accrue original issue discount every year at a "comparable yield" determined at the time of issuance. In addition, any gain realized by a U.S. Holder at maturity or upon a sale or exchange of the notes generally would be treated as ordinary income, and any loss would be treated as ordinary loss to the extent of the U.S. Holder's prior accruals of original issue discount, and as capital loss thereafter.

The IRS released Notice 2008-2 (the "Notice"), which sought comments from the public on the taxation of financial instruments currently taxed as "prepaid forward contracts." This Notice addresses instruments such as the notes. According to the Notice, the IRS and Treasury are considering whether a holder of an instrument such as the notes should be required to accrue ordinary income on a current basis, regardless of whether any payments are made prior to maturity. It is not possible to determine what guidance the IRS and Treasury will ultimately issue, if any. Any such future guidance may affect the amount, timing and character of income, gain, or loss in respect of the notes, possibly with retroactive effect.

The IRS and Treasury are also considering additional issues, including whether additional gain or loss from such instruments should be treated as ordinary or capital, whether foreign holders of such instruments should be subject to withholding tax on any deemed income accruals, whether Section 1260 of the Code, concerning certain "constructive ownership transactions," generally applies or should generally apply to such instruments, and whether any of these determinations depend on the nature of the underlying asset.

In addition, proposed Treasury regulations require the accrual of income on a current basis for contingent payments made under certain notional principal contracts. The preamble to the regulations states that the "wait and see" method of accounting does not properly reflect the economic accrual of income on those contracts, and requires current accrual of income for some contracts already in existence. While the proposed regulations do not apply to prepaid forward contracts, the preamble to the proposed regulations expresses the view that similar timing issues exist in the case of prepaid forward contracts. If the IRS or Treasury publishes future guidance requiring current economic accrual for contingent payments on prepaid forward contracts, it is possible that you could be required to accrue income over the term of the notes.

Because of the absence of authority regarding the appropriate tax characterization of the notes, it is also possible that the IRS could seek to characterize the notes in a manner that results in tax consequences that are different from those described above. For example, the IRS could possibly assert that any gain or loss that a holder may recognize at maturity or upon the sale or exchange of the notes should be treated as ordinary gain or loss.

Because each Basket Underlier is an index that periodically rebalances, it is possible that the notes could be treated as a series of single financial contracts, each of which matures on the next rebalancing date. If the notes were properly characterized in such a manner, a U.S. Holder would be treated as disposing of the notes on each rebalancing date in return for new notes that mature on the next rebalancing date, and a U.S. Holder would accordingly likely recognize capital gain or loss on each rebalancing date equal to the difference between the holder's tax basis in the notes (which would be adjusted to take into account any prior recognition of gain or loss) and the fair market value of the notes on such date.

Non-U.S. Holders

Except as discussed below, a Non-U.S. Holder generally will not be subject to U.S. federal income or withholding tax for amounts paid in respect of the notes provided that the Non-U.S. Holder complies with applicable certification requirements and that the payment is not effectively connected with the conduct by the Non-U.S. Holder of a U.S. trade or business. Notwithstanding the foregoing, gain from the sale or exchange of the notes or their settlement at maturity may be subject to U.S. federal income tax if that Non-U.S. Holder is a non-resident alien individual and is present in the U.S. for 183 days or more during the taxable year of the settlement at maturity, sale or exchange and certain other conditions are satisfied.

If a Non-U.S. Holder of the notes is engaged in the conduct of a trade or business within the U.S. and if gain realized on the settlement at maturity, or upon sale or exchange of the notes, is effectively connected with the conduct of such trade or business (and, if certain tax treaties apply, is attributable to a permanent establishment maintained by the Non-U.S. Holder in the U.S.), the Non-U.S. Holder generally will be subject to U.S. federal income tax on such gain on a net income basis in the same manner as if it were a U.S. Holder. Such Non-U.S. Holders should read the material under the heading “—U.S. Holders,” for a description of the U.S. federal income tax consequences of acquiring, owning, and disposing of the notes. In addition, if such Non-U.S. Holder is a foreign corporation, it may also be subject to a branch profits tax equal to 30% (or such lower rate provided by any applicable tax treaty) of a portion of its earnings and profits for the taxable year that are effectively connected with its conduct of a trade or business in the U.S., subject to certain adjustments.

A “dividend equivalent” payment is treated as a dividend from sources within the United States and such payments generally would be subject to a 30% U.S. withholding tax if paid to a Non-U.S. Holder. Under U.S. Treasury Department regulations, payments (including deemed payments) with respect to equity-linked instruments (“ELIs”) that are “specified ELIs” may be treated as dividend equivalents if such specified ELIs reference an interest in an “underlying security,” which is generally any interest in an entity taxable as a corporation for U.S. federal income tax purposes, if a payment with respect to such interest could give rise to a U.S. source dividend. However, IRS guidance provides that withholding on dividend equivalent payments will not apply to specified ELIs that are not delta-one instruments and that are issued before January 1, 2019. Based on our determination that the notes are not delta one instruments, Non-U.S. Holders should not be subject to withholding on dividend equivalent payments, if any, under the notes. However, it is possible that the notes could be treated as deemed reissued for U.S. federal income tax purposes upon the occurrence of certain events affecting the Basket Underliers or the notes, and following such occurrence the notes could be treated as subject to withholding on dividend equivalent payments. Non-U.S. Holders that enter, or have entered, into other transactions in respect of the Basket Underliers or the notes should consult their tax advisors as to the application of the dividend equivalent withholding tax in the context of the notes and their other transactions. If any payments are treated as dividend equivalents subject to withholding, we (or the applicable paying agent) would be entitled to withhold taxes without being required to pay any additional amounts with respect to amounts so withheld.

As discussed above, alternative characterizations of the notes for U.S. federal income tax purposes are possible. Should an alternative characterization, by reason of change or clarification of the law, by regulation or otherwise, cause payments as to the notes to become subject to withholding tax, tax will be withheld at the applicable statutory rate. As discussed above, the IRS has indicated in the Notice that it is considering whether income in respect of instruments such as the notes should be subject to withholding tax. Prospective Non-U.S. Holders of the notes should consult their own tax advisors in this regard.

U.S. Federal Estate Tax. Under current law, while the matter is not entirely clear, individual Non-U.S. Holders, and entities whose property is potentially includible in those individuals’ gross estates for U.S. federal estate tax purposes (for example, a trust funded by such an individual and with respect to which the individual has retained certain interests or powers), should note that, absent an applicable treaty benefit, a note is likely to be treated as U.S. situs property, subject to U.S. federal estate tax. These individuals and entities should consult their own tax advisors regarding the U.S. federal estate tax consequences of investing in a note.

Backup Withholding and Information Reporting

Please see the discussion under “U.S. Federal Income Tax Considerations — Taxation of Debt Securities — Backup Withholding and Information Reporting” in the accompanying prospectus for a description of the applicability of the backup withholding and information reporting rules to payments made on the notes.

TABLE OF CONTENTS

Pricing Supplement

	<u>Page</u>
Summary Information	PS-6
Hypothetical Examples	PS-12
Risk Factors	PS-18
The Basket and the Basket Underliers	PS-24
Supplemental Plan of Distribution-Conflicts of Interest	PS-45
Structuring the Notes	PS-47
Validity of the Notes	PS-47
U.S. Federal Income Tax Summary	PS-48

Product Supplement EQUITY-1 dated January 24, 2017

Summary	PS-3
Risk Factors	PS-5
Supplemental Use of Proceeds	PS-16
Description of the Notes	PS-17
Supplemental Plan of Distribution; Conflicts of Interest	PS-28
U.S. Federal Income Tax Considerations	PS-29

Prospectus Supplement dated November 4, 2016

About this Prospectus Supplement	S-3
Risk Factors	S-4
Description of the Notes	S-7
U.S. Federal Income Tax Considerations	S-15
Supplemental Plan of Distribution (Conflicts of Interest)	S-15
Legal Matters	S-26

Prospectus dated November 4, 2016

About this Prospectus	3
Prospectus Summary	4
Risk Factors	7
Bank of America Corporation	13
BofA Finance LLC	13
Use of Proceeds	13
Description of Debt Securities	14
Registration and Settlement	42
U.S. Federal Income Tax Considerations	50
EU Directive on the Taxation of Savings Income	68
Plan of Distribution (Conflicts of Interest)	69
ERISA Considerations	73
Where You Can Find More Information	74
Forward-Looking Statements	76
Legal Matters	76
Experts	77

We have not authorized anyone to provide any information or to make any representations other than those contained or incorporated by reference in this pricing supplement, the accompanying product supplement, the accompanying prospectus supplement or the accompanying prospectus. We take no responsibility for, and can provide no assurance as to the reliability of, any other information that others may give you. These documents are an offer to sell only the notes offered hereby, but only under circumstances and in jurisdictions where it is lawful to do so. The information contained in each such document is current only as of its respective date.

\$6,660,000

BofA Finance LLC

Leveraged Basket-Linked Notes due January 2, 2020

**Fully and Unconditionally Guaranteed by
Bank of America Corporation**



BofA Merrill Lynch