

UNITED STATES
SECURITIES AND EXCHANGE COMMISSION
Washington, D.C. 20549

FORM 10-D

ASSET-BACKED ISSUER
Distribution Report Pursuant to Section 13 or 15(d) of
the Securities Exchange Act of 1934

For the monthly distribution period from September 1, 2006 to September 30, 2006

Commission File Number of issuing entity: 333-131358-01

BA CREDIT CARD TRUST
(Exact name and issuing entity as specified in its charter)
(Issuer of the Notes)

Commission File Number of issuing entity: 333-131358-02

BA MASTER CREDIT CARD TRUST II
(Exact name and issuing entity as specified in its charter)
(Issuer of the Collateral Certificate)

Commission File Number of depositor: 333-131358
FIA CARD SERVICES, NATIONAL ASSOCIATION
(Exact name of depositor and sponsor as specified in its charter)

Delaware

(State or other jurisdiction of incorporation or organization of the issuing entity)

c/o Wilmington Trust Company
Rodney Square North
1100 N. Market Street
Wilmington, DE 19890-0001

(Address of principal executive offices of issuing entity)

(302) 651-1284

(Telephone number, including area code)

51-0331454

(I.R.S. Employer Identification No.)

N/A

(Former name, former address, if changed since last report)

Delaware

(State or other jurisdiction of incorporation or organization of the issuing entity)

c/o FIA Card Services, National Association
1100 N. King Street
Wilmington, DE 19884-0781

(Address of principal executive offices of issuing entity)

(800) 362-6255

(Telephone number, including area code)

51-0331454

(I.R.S. Employer Identification No.)

N/A

(Former name, former address, if changed since last report)

Each class of Notes to which this report on Form 10-D relates is reporting in accordance with Section 15(d) of the Securities Exchange Act of 1934. The title of each class of Notes to which this report on Form 10-D relates is set forth in Exhibit 99.2 hereto.

Indicate by check mark whether the registrant (1) has filed all reports required to be filed by Section 13 or 15(d) of the Securities Exchange Act of 1934 during the preceding 12 months (or for such shorter period that the registrant was required to file such reports), and (2) has been subject to such filing requirements for the past 90 days. Yes No

PART I – DISTRIBUTION INFORMATION

ITEM 1 – Distribution and Pool Performance Information.

Response to Item 1 is set forth in Exhibits 99.1 and 99.2.

PART II – OTHER INFORMATION

ITEM 3 – Sales of Securities and Use of Proceeds.

The following table provides information about sales of securities by BA Credit Card Trust during the period covered by this report that have not been previously reported. For purpose of this report, sales of securities are treated as having been previously reported if such sales have been previously reported in another report or registration statement, including a prospectus forming a part of a registration statement filed by FIA Card Services, National Association, on behalf of BA Credit Card Trust.

Date of Sale	Size (millions) / Title	Purchasers	Exemption from Securities Act Registration
Sep 29 2006	\$250 of Class C(2006-6) Notes	Victory Receivables Corp	4(2)

Gotham Receivables Corp

A class designation of notes determines the relative seniority for receipt of cash flows and funding of uncovered defaults on principal receivables allocated to the related series of notes. The Class B notes are subordinate to the Class A notes and the Class C notes are subordinate to the Class A and Class B notes. With respect to the tranches in each class of notes, the cash flows and funding of uncovered defaults will be allocated to the tranches on a *pro rata* basis.

Without noteholder consent, BA Credit Card Trust may issue a new series, class or tranche of notes at any time upon the satisfaction of certain conditions described in the underlying transaction agreements, including confirmation that (i) the issuer reasonably believes that the new issuance will not adversely affect the amount of funds available to be distributed to the holders of any outstanding notes or the timing of such distributions, and (ii) the new issuance will not cause a reduction, qualification or withdrawal of the ratings of any outstanding notes.

In addition, without noteholder consent and without the consent of any holders of certificates issued by BA Master Credit Card Trust II, FIA has the right to designate, from time to time, additional eligible credit card accounts to BA Master Credit Card Trust II. In connection with any such designation, FIA will transfer the related receivables, whether then existing or thereafter created, to BA Master Credit Card Trust II.

ITEM 9 – Exhibits

Exhibit 99.1 Monthly Series Certificateholders' Statement.
Exhibit 99.2 Schedule to Monthly Noteholders' Statement.

SIGNATURES


Pursuant to the requirements of the Securities Exchange Act of 1934, the registrant has duly caused this report to be signed on its behalf by the undersigned thereunto duly authorized.

Dated: October 16, 2006

BA CREDIT CARD TRUST
(Issuing Entity)

BA MASTER CREDIT CARD TRUST II
(Issuing Entity)

**FIA CARD SERVICES, NATIONAL
ASSOCIATION**
(Servicer)

By: 

Name: Marcie E. Copson-Hall
Title: Senior Vice President

FORM OF MONTHLY CERTIFICATEHOLDERS' STATEMENT

SERIES 2001-D

FIA CARD SERVICES, NATIONAL ASSOCIATION

BA MASTER CREDIT CARD TRUST II

 MONTHLY PERIOD ENDING SEPTEMBER 30, 2006

The information which is required to be prepared with respect to the Transfer Date of October 13, 2006 and with respect to the performance of the Trust during the related Monthly Period.

Capitalized terms used in this Statement have their respective meaning set forth in the Amended and Restated Pooling and Servicing Agreement.

Terms and abbreviations used in this report and not otherwise defined herein have the meanings set forth in the certain program documents for the BA Master Credit Card Trust II and the BA Credit Card Trust. Each of these agreements has been included as an exhibit to a report on Form 8-K filed by FIA Card Services, National Association, the BA Master Credit Card Trust II and the BA Credit Card Trust, with the Securities and Exchange Commission ("SEC") under File Nos. 0000838440, 0000936988 and 0001128250, respectively, on June 13, 2006.

A. Information Regarding the Current Monthly Distribution

- | | |
|--|----------------------------|
| 1. The amount of the current monthly distribution which constitutes Available Funds | <u>\$ 893,028,780.86</u> |
| 2. The amount of the current monthly distribution which constitutes Available Investor Principal Collections | <u>\$ 3,318,496,787.02</u> |

B. Information Regarding the Trust Assets

- | | |
|---|-----------------------------|
| 1. Collection of Principal Receivables | |
| (a) The aggregate amount of Collections of Principal Receivables processed during the related Monthly Period and allocated to Series 2001-D | <u>\$ 9,747,800,223.88</u> |
| 2. Collection of Finance Charge Receivables | |
| (a) The aggregate amount of Collections of Finance Charge Receivables processed during the related Monthly Period and allocated to Series 2001-D | <u>\$ 803,658,275.21</u> |
| 3. Principal Receivables in the Trust | |
| (a) The aggregate amount of Principal Receivables in the Trust as of the end of the day on the last day of the related Monthly Period | <u>\$ 79,278,769,343.14</u> |
| (b) The amount of Principal Receivables in the Trust represented by the Investor Interest of Series 2001-D as of the end of the day on the last day of the related Monthly Period | <u>\$ 61,413,377,500.00</u> |

(c) The Floating Allocation Investor Interest as of the end of the day on the last day of the related Monthly Period	\$ 61,413,377,500.00
(d) The Principal Allocation Investor Interest as of the end of the day on the last day of the related Monthly Period	\$ 61,413,377,500.00
(e) The Floating Investor Percentage with respect to the related Monthly Period	
September 1, 2006 through September 18, 2006	77.50%
September 19, 2006 through September 25, 2006	78.90%
September 26, 2006 through September 26, 2006	79.79%
September 27, 2006 through September 28, 2006	76.75%
September 29, 2006 through September 30, 2006	77.12%
(f) The Principal Investor Percentage with respect to the Monthly Period	
September 1, 2006 through September 18, 2006	77.50%
September 19, 2006 through September 25, 2006	78.90%
September 26, 2006 through September 26, 2006	79.79%
September 27, 2006 through September 28, 2006	76.75%
September 29, 2006 through September 30, 2006	77.12%

4. Shared Principal Collections

The aggregate amount of Shared Principal Collections Applied as Available Investor Principal Collections

\$ 3,318,496,787.02

5. Delinquent Balances

The aggregate amount of outstanding balances in the Accounts which were delinquent as of the end of the day on the last day of the related Monthly Period:

	Aggregate Account Balance	Percentage of Total Receivables
(a) 30 - 59 days:	\$ 1,222,940,049.70	1.51%
(b) 60 - 89 days:	\$ 734,441,673.67	0.91%
(c) 90 - 119 days:	\$ 544,741,304.25	0.68%
(d) 120 - 149 days	\$ 471,009,860.88	0.59%
(e) 150 - 179 days:	\$ 503,602,177.29	0.63%
(f) 180 – or more days:	\$ 853,161.86	0.00%
Total:	\$ 3,477,588,227.65	4.32%

6. Investor Default Amount

(a) The Aggregate Investor Default Amount for the related Monthly Period	\$ 175,399,023.84
--	-------------------

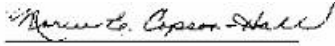
7. Investor Servicing Fee

(a) The amount of the Investor Servicing Fee payable by the Trust to the Servicer for the related Monthly Period	\$ 100,494,518.06
--	-------------------

(b)	The amount of the Net Servicing Fee payable by the Trust to the Servicer for the related Monthly Period	\$	<u>62,809,073.79</u>
(c)	The amount of the Servicer Interchange payable by the Trust to the Servicer for the related Monthly Period	\$	<u>37,685,444.27</u>
8.	Portfolio Yield		
(a)	The Portfolio Yield for the related Monthly Period		<u>15.05%</u>

IN WITNESS WHEREOF, the undersigned has duly executed this certificate this 6th day of October, 2006.

**FIA CARD SERVICES, NATIONAL ASSOCIATION,
Servicer**

By: 

**Name: Marcie E. Copson-Hall
Title: Senior Vice President**

SCHEDULE TO MONTHLY NOTEHOLDERS' STATEMENT

BAseries

BA CREDIT CARD TRUST

MONTHLY PERIOD ENDING SEPTEMBER 30, 2006

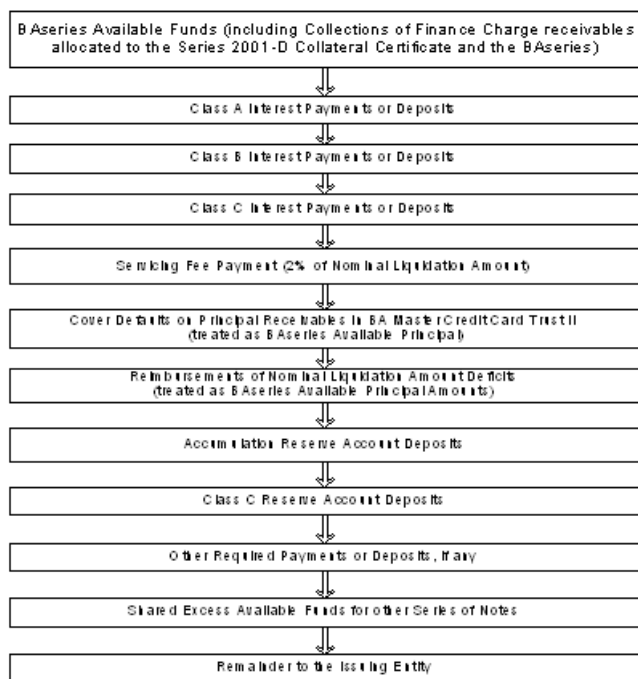
Reference is made to the Amended and Restated Series 2001-D Supplement (the "Series 2001-D Supplement"), dated as of June 10, 2006, between FIA Card Services, National Association, as national banking association (the "Bank"), as Seller and Servicer, and The Bank of New York, as Trustee, the Amended and Restated Indenture (the "Indenture"), dated as of June 10, 2006 and the Amended and Restated BAseries Indenture Supplement (the "Indenture Supplement"), dated as of June 10, 2006, each between BA Credit Card Trust, as Issuer, and The Bank of New York, as Indenture Trustee. Terms used herein and not defined herein have the meanings ascribed to them in the Amended and Restated 2001-D Supplement, the Amended and Restated Indenture and the Amended and Restated BAseries Indenture Supplement, as applicable.

The following computations are prepared with respect to the Transfer Date of October 13, 2006 and with respect to the performance of the Trust during the related Monthly Period.

Terms and abbreviations used in this report and not otherwise defined herein have the meanings set forth in the certain program documents for the BA Master Credit Card Trust II and the BA Credit Card Trust. Each of these agreements has been included as an exhibit to a report on Form 8-K filed by FIA Card Services, National Association, the BA Master Credit Card Trust II and the BA Credit Card Trust, with the Securities and Exchange Commission ("SEC") under File Nos. 0000838440, 0000936988 and 0001128250, respectively, on June 13, 2006.

- A. In accordance with Section 3.01 of the Amended and Restated BAseries Indenture Supplement dated as of June 10, 2006, between BA Credit Card Trust and The Bank of New York, BAseries Available Funds shall be applied in the priority described in the chart below. This chart is only an overview of the application and priority of payments of BAseries Available Funds. For a more detailed description, please see the Amended and Restated BAseries Indenture Supplement as included in Exhibit 4.5 to Registrant's Form 8-K filed with SEC on June 13, 2006.

Priority of Payments
BAseries Available Funds



- B. Targeted deposits to Interest Funding sub-Accounts:

	Targeted Deposit to Interest Funding sub-Account for applicable Monthly Period	Actual Deposit to Interest Funding sub-Account for applicable Monthly Period	Shortfall from earlier Monthly Periods	Interest Funding sub-account Balance prior to Withdrawals*	Interest Funding sub-Account Earnings
Class A:					
Class A(2001-2)	\$2,402,500.00	\$2,402,500.00	\$0.00	\$2,402,500.00	\$0.00
Class A(2001-Emerald)	\$37,851,195.02	\$37,851,195.02	\$0.00	\$159,554,652.97	\$611,461.68
Class A(2001-5)	\$2,385,277.78	\$2,385,277.78	\$0.00	\$2,385,277.78	\$0.00
Class A(2002-1)	\$4,713,722.22	\$4,713,722.22	\$0.00	\$4,713,722.22	\$0.00

Class A(2002-2)	\$3,022,847.85	\$3,022,847.85	\$0.00	\$6,462,640.23	\$8,293.71
Class A(2002-3)	\$3,597,291.67	\$3,597,291.67	\$0.00	\$3,597,291.67	\$0.00
Class A(2002-4)	\$4,684,444.44	\$4,684,444.44	\$0.00	\$4,684,444.44	\$0.00
Class A(2002-5)	\$3,558,541.67	\$3,558,541.67	\$0.00	\$3,558,541.67	\$0.00
Class A(2002-7)	\$2,275,435.33	\$2,275,435.33	\$0.00	\$7,140,159.16	\$11,729.35
Class A(2002-8)	\$1,948,480.89	\$1,948,480.89	\$0.00	\$5,719,734.22	\$9,092.90
Class A(2002-9)	\$3,373,674.89	\$3,373,674.89	\$0.00	\$9,903,368.22	\$15,743.77
Class A(2002-10)	\$4,710,277.78	\$4,710,277.78	\$0.00	\$4,710,277.78	\$0.00
Class A(2002-11)	\$2,293,674.25	\$2,293,674.25	\$0.00	\$7,197,391.59	\$11,823.39
Class A(2002-13)	\$2,350,833.33	\$2,350,833.33	\$0.00	\$2,350,833.33	\$0.00
Class A(2003-1)	\$2,356,000.00	\$2,356,000.00	\$0.00	\$2,356,000.00	\$0.00
Class A(2003-3)	\$3,519,791.67	\$3,519,791.67	\$0.00	\$3,519,791.67	\$0.00
Class A(2003-4)	\$3,584,375.00	\$3,584,375.00	\$0.00	\$3,584,375.00	\$0.00
Class A(2003-5)	\$2,557,558.58	\$2,557,558.58	\$0.00	\$8,025,442.42	\$13,183.64
Class A(2003-6)	\$1,145,833.33	\$1,145,833.33	\$0.00	\$1,145,833.33	\$0.00
Class A(2003-7)	\$1,435,416.67	\$1,435,416.67	\$0.00	\$1,435,416.67	\$0.00
Class A(2003-8)	\$3,565,000.00	\$3,565,000.00	\$0.00	\$3,565,000.00	\$0.00
Class A(2003-9)	\$4,936,750.00	\$4,936,750.00	\$0.00	\$4,936,750.00	\$0.00
Class A(2003-10)	\$2,406,805.56	\$2,406,805.56	\$0.00	\$2,406,805.56	\$0.00
Class A(2003-11)	\$2,326,291.67	\$2,326,291.67	\$0.00	\$2,326,291.67	\$0.00
Class A(2003-12)	\$2,342,222.22	\$2,342,222.22	\$0.00	\$2,342,222.22	\$0.00
Class A(2004-1)	\$3,458,606.01	\$3,458,606.01	\$0.00	\$10,852,867.12	\$17,828.33
Class A(2004-2)	\$2,831,333.33	\$2,831,333.33	\$0.00	\$2,831,333.33	\$0.00
Class A(2004-3)	\$3,369,527.78	\$3,369,527.78	\$0.00	\$3,369,527.78	\$0.00
Class A(2004-4)	\$6,191,475.00	\$6,191,475.00	\$0.00	\$6,191,475.00	\$0.00
Class A(2004-5)	\$4,579,860.44	\$4,579,860.44	\$0.00	\$9,791,425.77	\$12,565.64
Class A(2004-6)	\$2,355,138.89	\$2,355,138.89	\$0.00	\$2,355,138.89	\$0.00
Class A(2004-7)	\$4,208,250.00	\$4,208,250.00	\$0.00	\$4,208,250.00	\$0.00

Class A(2004-8)	\$2,359,444.44	\$2,359,444.44	\$0.00	\$2,359,444.44	\$0.00
Class A(2004-9)	\$2,973,001.31	\$2,973,001.31	\$0.00	\$2,973,001.31	\$0.00
Class A(2004-10)	\$2,329,305.56	\$2,329,305.56	\$0.00	\$2,329,305.56	\$0.00
Class A(2005-1)	\$2,625,000.00	\$2,625,000.00	\$0.00	\$2,625,000.00	\$0.00
Class A(2005-2)	\$2,329,305.56	\$2,329,305.56	\$0.00	\$2,329,305.56	\$0.00
Class A(2005-3)	\$2,050,000.00	\$2,050,000.00	\$0.00	\$2,050,000.00	\$0.00
Class A(2005-4)	\$3,699,333.33	\$3,699,333.33	\$0.00	\$3,699,333.33	\$0.00
Class A(2005-5)	\$6,884,583.33	\$6,884,583.33	\$0.00	\$6,884,583.33	\$0.00
Class A(2005-6)	\$1,875,000.00	\$1,875,000.00	\$0.00	\$1,875,000.00	\$0.00
Class A(2005-7)	\$3,583,333.33	\$3,583,333.33	\$0.00	\$3,583,333.33	\$0.00
Class A(2005-8)	\$3,915,902.78	\$3,915,902.78	\$0.00	\$3,915,902.78	\$0.00
Class A(2005-9)	\$4,624,166.67	\$4,624,166.67	\$0.00	\$4,624,166.67	\$0.00
Class A(2005-10)	\$1,856,555.56	\$1,856,555.56	\$0.00	\$1,856,555.56	\$0.00
Class A(2005-11)	\$2,312,083.33	\$2,312,083.33	\$0.00	\$2,312,083.33	\$0.00
Class A(2006-1)	\$6,533,333.33	\$6,533,333.33	\$0.00	\$6,533,333.33	\$0.00
Class A(2006-2)	\$2,552,763.89	\$2,552,763.89	\$0.00	\$2,552,763.89	\$0.00
Class A(2006-3)	\$3,455,208.33	\$3,455,208.33	\$0.00	\$3,455,208.33	\$0.00
Class A(2006-4)	\$11,452,777.78	\$11,452,777.78	\$0.00	\$11,452,777.78	\$0.00
Class A(2006-5)	\$3,248,972.22	\$3,248,972.22	\$0.00	\$3,248,972.22	\$0.00
Class A(2006-6)	\$9,231,111.11	\$9,231,111.11	\$0.00	\$9,231,111.11	\$0.00
Class A(2006-7)	\$1,734,062.50	\$1,734,062.50	\$0.00	\$1,734,062.50	\$0.00
Class A(2006-8)	\$3,346,277.78	\$3,346,277.78	\$0.00	\$3,346,277.78	\$0.00
Class A(2006-9)	\$11,714,062.50	\$11,714,062.50	\$0.00	\$12,234,687.50	\$1,255.28
Class A(2006-10)	\$1,333,827.50	\$1,333,827.50	\$0.00	\$1,333,827.50	\$0.00
Class A(2006-11)	\$387,912.06	\$387,912.06	\$0.00	\$387,912.06	\$0.00
Class A Total:	\$234,745,757.47	\$234,745,757.47	\$0.00	\$398,552,730.91	\$712,977.69

Class B:

Class B(2001-3)	\$753,041.67	\$753,041.67	\$0.00	\$753,041.67	\$0.00
Class B(2002-1)	\$1,238,923.61	\$1,238,923.61	\$0.00	\$1,238,923.61	\$0.00
Class B(2002-2)	\$1,229,236.11	\$1,229,236.11	\$0.00	\$1,229,236.11	\$0.00
Class B(2002-4)	\$1,004,055.56	\$1,004,055.56	\$0.00	\$1,004,055.56	\$0.00
Class B(2003-1)	\$993,722.22	\$993,722.22	\$0.00	\$993,722.22	\$0.00
Class B(2003-2)	\$985,111.11	\$985,111.11	\$0.00	\$985,111.11	\$0.00
Class B(2003-3)	\$982,527.78	\$982,527.78	\$0.00	\$982,527.78	\$0.00
Class B(2003-4)	\$1,630,866.77	\$1,630,866.77	\$0.00	\$1,630,866.77	\$0.00
Class B(2003-5)	\$736,250.00	\$736,250.00	\$0.00	\$736,250.00	\$0.00
Class B(2004-1)	\$1,732,684.72	\$1,732,684.72	\$0.00	\$1,732,684.72	\$0.00
Class B(2004-2)	\$738,833.33	\$738,833.33	\$0.00	\$738,833.33	\$0.00

Class B(2005-1)	\$604,930.56	\$604,930.56	\$0.00	\$604,930.56	\$0.00
Class B(2005-2)	\$948,944.44	\$948,944.44	\$0.00	\$948,944.44	\$0.00
Class B(2005-3)	\$692,561.44	\$692,561.44	\$0.00	\$692,561.44	\$0.00
Class B(2005-4)	\$612,500.00	\$612,500.00	\$0.00	\$612,500.00	\$0.00
Class B(2006-1)	\$1,194,791.67	\$1,194,791.67	\$0.00	\$1,194,791.67	\$0.00
Class B(2006-2)	\$2,376,666.67	\$2,376,666.67	\$0.00	\$2,376,666.67	\$0.00
Class B(2006-3)	\$2,037,997.50	\$2,037,997.50	\$0.00	\$2,490,885.83	\$1,091.96
Class B Total:	\$20,493,645.16	\$20,493,645.16	\$0.00	\$20,946,533.49	\$1,091.96

Class C:

Class C(2001-2)	\$558,000.00	\$558,000.00	\$0.00	\$558,000.00	\$0.00
Class C(2001-5)	\$846,041.67	\$846,041.67	\$0.00	\$846,041.67	\$0.00
Class C(2002-1)	\$1,440,854.17	\$1,440,854.17	\$0.00	\$1,440,854.17	\$0.00
Class C(2002-2)	\$540,777.78	\$540,777.78	\$0.00	\$540,777.78	\$0.00
Class C(2002-3)	\$1,150,444.44	\$1,150,444.44	\$0.00	\$1,150,444.44	\$0.00
Class C(2002-4)	\$562,305.56	\$562,305.56	\$0.00	\$562,305.56	\$0.00
Class C(2002-6)	\$315,597.22	\$315,597.22	\$0.00	\$315,597.22	\$0.00
Class C(2002-7)	\$279,166.67	\$279,166.67	\$0.00	\$279,166.67	\$0.00
Class C(2003-1)	\$1,210,722.22	\$1,210,722.22	\$0.00	\$1,210,722.22	\$0.00
Class C(2003-2)	\$596,750.00	\$596,750.00	\$0.00	\$596,750.00	\$0.00
Class C(2003-3)	\$1,006,638.89	\$1,006,638.89	\$0.00	\$1,006,638.89	\$0.00
Class C(2003-4)	\$1,930,549.02	\$1,930,549.02	\$0.00	\$4,127,380.66	\$5,296.81
Class C(2003-5)	\$560,583.33	\$560,583.33	\$0.00	\$560,583.33	\$0.00
Class C(2003-6)	\$1,401,458.33	\$1,401,458.33	\$0.00	\$1,401,458.33	\$0.00
Class C(2003-7)	\$575,222.22	\$575,222.22	\$0.00	\$575,222.22	\$0.00
Class C(2004-1)	\$1,052,277.78	\$1,052,277.78	\$0.00	\$1,052,277.78	\$0.00
Class C(2004-2)	\$1,475,298.61	\$1,475,298.61	\$0.00	\$1,475,298.61	\$0.00
Class C(2005-1)	\$617,847.22	\$617,847.22	\$0.00	\$617,847.22	\$0.00
Class C(2005-2)	\$733,666.67	\$733,666.67	\$0.00	\$733,666.67	\$0.00
Class C(2005-3)	\$1,446,666.67	\$1,446,666.67	\$0.00	\$1,446,666.67	\$0.00
Class C(2006-1)	\$1,732,986.11	\$1,732,986.11	\$0.00	\$1,732,986.11	\$0.00
Class C(2006-2)	\$1,090,812.50	\$1,090,812.50	\$0.00	\$1,090,812.50	\$0.00
Class C(2006-3)	\$1,209,861.11	\$1,209,861.11	\$0.00	\$1,209,861.11	\$0.00
Class C(2006-4)	\$1,795,416.67	\$1,795,416.67	\$0.00	\$1,795,416.67	\$0.00
Class C(2006-5)	\$1,480,250.00	\$1,480,250.00	\$0.00	\$1,480,250.00	\$0.00
Class C(2006-6)	\$79,139.44	\$79,139.44	\$0.00	\$79,139.44	\$0.00
Class C Total:	\$25,689,334.30	\$25,689,334.30	\$0.00	\$27,886,165.94	\$5,296.81
Total:	\$280,928,736.93	\$280,928,736.93	\$0.00	\$447,385,430.34	\$719,366.46

* The Interest Funding Account Balance for Class A (2001-Emerald) reflects activity as of the end of the Monthly Period.

C. Interest to be paid on the corresponding Payment Date:*

Class A:	CUSIP Number	Interest Payment Date	Interest Rate	Amount of interest to be paid on corresponding Interest Payment Date
Class A(2001-2)	55264TAE1	October 16, 2006	5.5800000%	\$2,402,500.00
Class A(2001-5)	55264TAM3	October 16, 2006	5.5400000%	\$2,385,277.78
Class A(2002-1)	55264TAQ4	October 16, 2006	4.9500000%	\$4,125,000.00
Class A(2002-3)	55264TAT8	October 16, 2006	5.5700000%	\$3,597,291.67
Class A(2002-4)	55264TAU5	October 16, 2006	5.4400000%	\$4,684,444.44
Class A(2002-5)	55264TAV3	October 16, 2006	5.5100000%	\$3,558,541.67
Class A(2002-7)	015111453	October 16, 2006	5.6806000%	\$7,140,159.16
Class A(2002-8)	55264TBA8	October 16, 2006	5.6568800%	\$5,719,734.22
Class A(2002-9)	55264TBB6	October 16, 2006	5.5968800%	\$9,903,368.22
Class A(2002-10)	55264TBF7	October 16, 2006	5.4700000%	\$4,710,277.78
Class A(2002-11)	015665394	October 16, 2006	5.8037500%	\$7,197,391.59
Class A(2002-13)	55264TBL4	October 16, 2006	5.4600000%	\$2,350,833.33
Class A(2003-1)	55264TBQ3	October 16, 2006	3.3000000%	\$1,375,000.00
Class A(2003-3)	55264TBS9	October 16, 2006	5.4500000%	\$3,519,791.67
Class A(2003-4)	55264TBT7	October 16, 2006	5.5500000%	\$3,584,375.00
Class A(2003-5)	016803677	October 16, 2006	5.7915000%	\$8,025,442.42
Class A(2003-6)	55264TBV2	October 16, 2006	2.7500000%	\$1,145,833.33
Class A(2003-7)	55264TBY6	October 16, 2006	2.6500000%	\$1,435,416.67
Class A(2003-8)	55264TCA7	October 16, 2006	5.5200000%	\$3,565,000.00
Class A(2003-9)	55264TCC3	October 16, 2006	5.4600000%	\$4,936,750.00
Class A(2003-10)	55264TCF6	October 16, 2006	5.5900000%	\$2,406,805.56
Class A(2003-11)	55264TCH2	October 16, 2006	3.6500000%	\$1,520,833.33
Class A(2003-12)	55264TCJ8	October 16, 2006	5.4400000%	\$2,342,222.22
Class A(2004-1)	01890514	October 16, 2006	5.7036000%	\$10,852,867.12
Class A(2004-2)	55264TCK5	October 16, 2006	5.4800000%	\$2,831,333.33
Class A(2004-3)	55264TCL3	October 16, 2006	5.5900000%	\$3,369,527.78
Class A(2004-4)	55264TCP4	October 16, 2006	2.7000000%	\$3,037,500.00
Class A(2004-6)	55264TCQ2	October 16, 2006	5.4700000%	\$2,355,138.89
Class A(2004-7)	55264TCS8	October 16, 2006	5.4300000%	\$4,208,250.00
Class A(2004-8)	55264TCU3	October 16, 2006	5.4800000%	\$2,359,444.44
Class A(2004-9)	020110562	October 16, 2006	5.4840000%	\$2,973,001.31
Class A(2004-10)	55264TCV1	October 16, 2006	5.4100000%	\$2,329,305.56
Class A(2005-1)	55264TCW9	October 16, 2006	4.2000000%	\$2,625,000.00
Class A(2005-2)	55264TCX7	October 16, 2006	5.4100000%	\$2,329,305.56
Class A(2005-3)	55264TCZ2	October 16, 2006	4.1000000%	\$2,050,000.00
Class A(2005-4)	55264TDB4	October 16, 2006	5.3700000%	\$3,699,333.33
Class A(2005-5)	55264TDC2	October 16, 2006	5.3300000%	\$6,884,583.33

Class A(2005-6)	55264TDE8	October 16, 2006	4.5000000%	\$1,875,000.00
Class A(2005-7)	55264TDG3	October 16, 2006	4.3000000%	\$3,583,333.33
Class A(2005-8)	55264TDH1	October 16, 2006	5.3500000%	\$3,915,902.78
Class A(2005-9)	55264TDL2	October 16, 2006	5.3700000%	\$4,624,166.67
Class A(2005-10)	55264TDM0	October 16, 2006	5.3900000%	\$1,856,555.56
Class A(2005-11)	55264TDN8	October 16, 2006	5.3700000%	\$2,312,083.33
Class A(2006-1)	55264TDP3	October 16, 2006	4.9000000%	\$6,533,333.33
Class A(2006-2)	55264TDS7	October 16, 2006	5.3900000%	\$2,552,763.89
Class A(2006-3)	55264TDU2	October 16, 2006	5.3500000%	\$3,455,208.33
Class A(2006-4)	55264TDW8	October 16, 2006	5.3200000%	\$11,452,777.78
Class A(2006-5)	55264TDX6	October 16, 2006	5.3900000%	\$3,248,972.22
Class A(2006-6)	05522RAA6	October 16, 2006	5.3600000%	\$9,231,111.11
Class A(2006-7)	05522RAB4	October 16, 2006	5.3700000%	\$1,734,062.50
Class A(2006-8)	05522RAC2	October 16, 2006	5.3600000%	\$3,346,277.78
Class A(2006-9)	05522RAG3	October 16, 2006	5.3550000%	\$12,234,687.50
Class A Total:				\$215,493,116.82

Class B:				
Class B(2001-3)	55264TAP6	October 16, 2006	5.8300000%	\$753,041.67
Class B(2002-1)	55264TAR2	October 16, 2006	5.1500000%	\$1,072,916.67
Class B(2002-2)	55264TAX9	October 16, 2006	5.7100000%	\$1,229,236.11
Class B(2002-4)	55264TBG5	October 16, 2006	5.8300000%	\$1,004,055.56
Class B(2003-1)	55264TBP5	October 16, 2006	5.7700000%	\$993,722.22
Class B(2003-2)	55264TBW0	October 16, 2006	5.7200000%	\$985,111.11
Class B(2003-3)	55264TCB5	October 16, 2006	5.7050000%	\$982,527.78
Class B(2003-5)	55264TCE9	October 16, 2006	5.7000000%	\$736,250.00
Class B(2004-1)	55264TCN9	October 16, 2006	4.4500000%	\$1,297,916.67
Class B(2004-2)	55264TCT6	October 16, 2006	5.7200000%	\$738,833.33
Class B(2005-1)	55264TDA6	October 16, 2006	5.6200000%	\$604,930.56
Class B(2005-2)	55264TDD0	October 16, 2006	5.5100000%	\$948,944.44
Class B(2005-3)	023409135	October 16, 2006	5.6950000%	\$692,561.44
Class B(2005-4)	55264TDK4	October 16, 2006	4.9000000%	\$612,500.00
Class B(2006-1)	55264TDR9	October 16, 2006	5.5500000%	\$1,194,791.67
Class B(2006-2)		October 16, 2006	5.5200000%	\$2,376,666.67
Class B(2006-3)		October 16, 2006	5.4346600%	\$2,490,885.83
Class B Total:				\$18,714,891.73

Class C:				
Class C(2001-2)	55264TAD3	October 16, 2006	6.4800000%	\$558,000.00
Class C(2001-5)	55264TAN1	October 16, 2006	6.5500000%	\$846,041.67
Class C(2002-1)	55264TAS0	October 16, 2006	6.8000000%	\$1,416,666.67
Class C(2002-2)	55264TAW1	October 16, 2006	6.2800000%	\$540,777.78
Class C(2002-3)	55264TAY7	October 16, 2006	6.6800000%	\$1,150,444.44
Class C(2002-4)	55264TBD2	October 16, 2006	6.5300000%	\$562,305.56
Class C(2002-6)	55264TBH3	October 16, 2006	7.3300000%	\$315,597.22
Class C(2002-7)	55264TBJ9	October 16, 2006	6.7000000%	\$279,166.67
Class C(2003-1)	55264TBM2	October 16, 2006	7.0300000%	\$1,210,722.22
Class C(2003-2)	55264TBN0	October 16, 2006	6.9300000%	\$596,750.00
Class C(2003-3)	55264TBU4	October 16, 2006	6.6800000%	\$1,006,638.89
Class C(2003-5)	55264TBX8	October 16, 2006	6.5100000%	\$560,583.33
Class C(2003-6)	55264TBZ3	October 16, 2006	6.5100000%	\$1,401,458.33
Class C(2003-7)	55264TCG4	October 16, 2006	6.6800000%	\$575,222.22
Class C(2004-1)	55264TCM1	October 16, 2006	6.1100000%	\$1,052,277.78
Class C(2004-2)	55264TCR0	October 16, 2006	6.2300000%	\$1,475,298.61
Class C(2005-1)	55264TCY5	October 16, 2006	5.7400000%	\$617,847.22
Class C(2005-2)	55264TDF5	October 16, 2006	5.6800000%	\$733,666.67
Class C(2005-3)	55264TDJ7	October 16, 2006	5.6000000%	\$1,446,666.67
Class C(2006-1)	55264TDQ1	October 16, 2006	5.7500000%	\$1,732,986.11
Class C(2006-2)	55264TDT5	October 16, 2006	5.6300000%	\$1,090,812.50
Class C(2006-3)	55264TDV0	October 16, 2006	5.6200000%	\$1,209,861.11
Class C(2006-4)	05522AAA3	October 16, 2006	5.5600000%	\$1,795,416.67
Class C(2006-5)	05522RAD0	October 16, 2006	5.7300000%	\$1,480,250.00
Class C Total:				\$23,655,458.34

Total: \$257,863,466.89

* For Interest Payment information on the Emerald Note program, refer to Exhibit B to the Class A(2001-Emerald) Terms Document.

D. Targeted deposits to Class C Reserve sub-Accounts:

Targeted Deposit to Class C Reserve sub-Account for applicable Monthly Period	Actual Deposit to Class C Reserve sub-Account for applicable Monthly Period	Class C Reserve sub-Account Balance on Transfer Date prior to withdrawals	Class C Reserve sub-Account Earnings	Amount of interest to be paid on corresponding Interest Payment Date
---	---	---	--------------------------------------	--

NOTHING TO REPORT

E. Withdrawals to be made from the Class C Reserve sub-Accounts on the corresponding Transfer Date

Targeted Deposit to Withdrawals for Interest	Actual Deposit to Withdrawals for Principal	Class C Reserve Class C Reserve sub-Account Balance on Transfer Date after withdrawals
---	--	---

NOTHING TO REPORT

F. Targeted deposits to Principal Funding sub-Accounts:

Targeted Deposit to Principal Funding sub- Account for applicable Monthly Period	Actual Deposit to Principal Funding sub- Account for applicable Monthly Period	Shortfall from earlier Monthly Periods	Principal Funding sub-Account Balance on Transfer Date	Principal Funding sub- Account Earnings
---	---	---	---	--

NOTHING TO REPORT

G. Principal to be paid on the corresponding Principal Payment Date:

CUSIP Number	Principal Payment Date	Amount of principal to be paid on corresponding Principal Payment Date
--------------	------------------------	--

NOTHING TO REPORT

H. Stated Principal Amount, Outstanding Dollar Principal Amount and Nominal Liquidation Amount for the related Monthly Period:

	Initial Dollar Principal Amount	Outstanding Principal Amount	Adjusted Outstanding Principal Amount	Nominal Liquidation Amount
Class A:				
Class A(2001-2)	\$500,000,000.00	\$500,000,000.00	\$500,000,000.00	\$500,000,000.00
Class A(2001-Emerald)	\$8,400,000,000.00	\$8,400,000,000.00	\$8,400,000,000.00	\$8,400,000,000.00
Class A(2001-5)	\$500,000,000.00	\$500,000,000.00	\$500,000,000.00	\$500,000,000.00
Class A(2002-1)	\$1,000,000,000.00	\$1,000,000,000.00	\$1,000,000,000.00	\$1,000,000,000.00
Class A(2002-2)	\$656,175,000.00	\$656,175,000.00	\$656,175,000.00	\$656,175,000.00
Class A(2002-3)	\$750,000,000.00	\$750,000,000.00	\$750,000,000.00	\$750,000,000.00
Class A(2002-4)	\$1,000,000,000.00	\$1,000,000,000.00	\$1,000,000,000.00	\$1,000,000,000.00
Class A(2002-5)	\$750,000,000.00	\$750,000,000.00	\$750,000,000.00	\$750,000,000.00
Class A(2002-7)	\$497,250,000.00	\$497,250,000.00	\$497,250,000.00	\$497,250,000.00
Class A(2002-8)	\$400,000,000.00	\$400,000,000.00	\$400,000,000.00	\$400,000,000.00
Class A(2002-9)	\$700,000,000.00	\$700,000,000.00	\$700,000,000.00	\$700,000,000.00
Class A(2002-10)	\$1,000,000,000.00	\$1,000,000,000.00	\$1,000,000,000.00	\$1,000,000,000.00
Class A(2002-11)	\$490,600,000.00	\$490,600,000.00	\$490,600,000.00	\$490,600,000.00
Class A(2002-13)	\$500,000,000.00	\$500,000,000.00	\$500,000,000.00	\$500,000,000.00
Class A(2003-1)	\$500,000,000.00	\$500,000,000.00	\$500,000,000.00	\$500,000,000.00
Class A(2003-3)	\$750,000,000.00	\$750,000,000.00	\$750,000,000.00	\$750,000,000.00
Class A(2003-4)	\$750,000,000.00	\$750,000,000.00	\$750,000,000.00	\$750,000,000.00
Class A(2003-5)	\$548,200,000.00	\$548,200,000.00	\$548,200,000.00	\$548,200,000.00
Class A(2003-6)	\$500,000,000.00	\$500,000,000.00	\$500,000,000.00	\$500,000,000.00
Class A(2003-7)	\$650,000,000.00	\$650,000,000.00	\$650,000,000.00	\$650,000,000.00
Class A(2003-8)	\$750,000,000.00	\$750,000,000.00	\$750,000,000.00	\$750,000,000.00
Class A(2003-9)	\$1,050,000,000.00	\$1,050,000,000.00	\$1,050,000,000.00	\$1,050,000,000.00
Class A(2003-10)	\$500,000,000.00	\$500,000,000.00	\$500,000,000.00	\$500,000,000.00
Class A(2003-11)	\$500,000,000.00	\$500,000,000.00	\$500,000,000.00	\$500,000,000.00
Class A(2003-12)	\$500,000,000.00	\$500,000,000.00	\$500,000,000.00	\$500,000,000.00
Class A(2004-1)	\$752,760,000.00	\$752,760,000.00	\$752,760,000.00	\$752,760,000.00
Class A(2004-2)	\$600,000,000.00	\$600,000,000.00	\$600,000,000.00	\$600,000,000.00
Class A(2004-3)	\$700,000,000.00	\$700,000,000.00	\$700,000,000.00	\$700,000,000.00
Class A(2004-4)	\$1,350,000,000.00	\$1,350,000,000.00	\$1,350,000,000.00	\$1,350,000,000.00
Class A(2004-5)	\$1,015,240,000.00	\$1,015,240,000.00	\$1,015,240,000.00	\$1,015,240,000.00
Class A(2004-6)	\$500,000,000.00	\$500,000,000.00	\$500,000,000.00	\$500,000,000.00
Class A(2004-7)	\$900,000,000.00	\$900,000,000.00	\$900,000,000.00	\$900,000,000.00
Class A(2004-8)	\$500,000,000.00	\$500,000,000.00	\$500,000,000.00	\$500,000,000.00
Class A(2004-9)	\$672,980,000.00	\$672,980,000.00	\$672,980,000.00	\$672,980,000.00
Class A(2004-10)	\$500,000,000.00	\$500,000,000.00	\$500,000,000.00	\$500,000,000.00
Class A(2005-1)	\$750,000,000.00	\$750,000,000.00	\$750,000,000.00	\$750,000,000.00
Class A(2005-2)	\$500,000,000.00	\$500,000,000.00	\$500,000,000.00	\$500,000,000.00
Class A(2005-3)	\$600,000,000.00	\$600,000,000.00	\$600,000,000.00	\$600,000,000.00
Class A(2005-4)	\$800,000,000.00	\$800,000,000.00	\$800,000,000.00	\$800,000,000.00
Class A(2005-5)	\$1,500,000,000.00	\$1,500,000,000.00	\$1,500,000,000.00	\$1,500,000,000.00
Class A(2005-6)	\$500,000,000.00	\$500,000,000.00	\$500,000,000.00	\$500,000,000.00

Class A(2005-7)	\$1,000,000,000.00	\$1,000,000,000.00	\$1,000,000,000.00	\$1,000,000,000.00
Class A(2005-8)	\$850,000,000.00	\$850,000,000.00	\$850,000,000.00	\$850,000,000.00
Class A(2005-9)	\$1,000,000,000.00	\$1,000,000,000.00	\$1,000,000,000.00	\$1,000,000,000.00
Class A(2005-10)	\$400,000,000.00	\$400,000,000.00	\$400,000,000.00	\$400,000,000.00
Class A(2005-11)	\$500,000,000.00	\$500,000,000.00	\$500,000,000.00	\$500,000,000.00
Class A(2006-1)	\$1,600,000,000.00	\$1,600,000,000.00	\$1,600,000,000.00	\$1,600,000,000.00
Class A(2006-2)	\$550,000,000.00	\$550,000,000.00	\$550,000,000.00	\$550,000,000.00
Class A(2006-3)	\$750,000,000.00	\$750,000,000.00	\$750,000,000.00	\$750,000,000.00
Class A(2006-4)	\$2,500,000,000.00	\$2,500,000,000.00	\$2,500,000,000.00	\$2,500,000,000.00
Class A(2006-5)	\$700,000,000.00	\$700,000,000.00	\$700,000,000.00	\$700,000,000.00
Class A(2006-6)	\$2,000,000,000.00	\$2,000,000,000.00	\$2,000,000,000.00	\$2,000,000,000.00
Class A(2006-7)	\$375,000,000.00	\$375,000,000.00	\$375,000,000.00	\$375,000,000.00
Class A(2006-8)	\$725,000,000.00	\$725,000,000.00	\$725,000,000.00	\$725,000,000.00
Class A(2006-9)	\$1,750,000,000.00	\$1,750,000,000.00	\$1,750,000,000.00	\$1,750,000,000.00
Class A(2006-10)	\$750,000,000.00	\$750,000,000.00	\$750,000,000.00	\$750,000,000.00
Class A(2006-11)	\$520,000,000.00	\$520,000,000.00	\$520,000,000.00	\$520,000,000.00
Class A Total:	\$52,253,205,000.00	\$52,253,205,000.00	\$52,253,205,000.00	\$52,253,205,000.00

Class B:

Class B(2001-3)	\$150,000,000.00	\$150,000,000.00	\$150,000,000.00	\$150,000,000.00
Class B(2002-1)	\$250,000,000.00	\$250,000,000.00	\$250,000,000.00	\$250,000,000.00
Class B(2002-2)	\$250,000,000.00	\$250,000,000.00	\$250,000,000.00	\$250,000,000.00
Class B(2002-4)	\$200,000,000.00	\$200,000,000.00	\$200,000,000.00	\$200,000,000.00
Class B(2003-1)	\$200,000,000.00	\$200,000,000.00	\$200,000,000.00	\$200,000,000.00
Class B(2003-2)	\$200,000,000.00	\$200,000,000.00	\$200,000,000.00	\$200,000,000.00

Class B(2003-3)	\$200,000,000.00	\$200,000,000.00	\$200,000,000.00	\$200,000,000.00
Class B(2003-4)	\$331,650,000.00	\$331,650,000.00	\$331,650,000.00	\$331,650,000.00
Class B(2003-5)	\$150,000,000.00	\$150,000,000.00	\$150,000,000.00	\$150,000,000.00
Class B(2004-1)	\$350,000,000.00	\$350,000,000.00	\$350,000,000.00	\$350,000,000.00
Class B(2004-2)	\$150,000,000.00	\$150,000,000.00	\$150,000,000.00	\$150,000,000.00
Class B(2005-1)	\$125,000,000.00	\$125,000,000.00	\$125,000,000.00	\$125,000,000.00
Class B(2005-2)	\$200,000,000.00	\$200,000,000.00	\$200,000,000.00	\$200,000,000.00
Class B(2005-3)	\$150,962,500.00	\$150,962,500.00	\$150,962,500.00	\$150,962,500.00
Class B(2005-4)	\$150,000,000.00	\$150,000,000.00	\$150,000,000.00	\$150,000,000.00
Class B(2006-1)	\$250,000,000.00	\$250,000,000.00	\$250,000,000.00	\$250,000,000.00
Class B(2006-2)	\$500,000,000.00	\$500,000,000.00	\$500,000,000.00	\$500,000,000.00
Class B(2006-3)	\$300,000,000.00	\$300,000,000.00	\$300,000,000.00	\$300,000,000.00
Class B Total:	\$4,107,612,500.00	\$4,107,612,500.00	\$4,107,612,500.00	\$4,107,612,500.00

Class C:

Class C(2001-2)	\$100,000,000.00	\$100,000,000.00	\$100,000,000.00	\$100,000,000.00
Class C(2001-5)	\$150,000,000.00	\$150,000,000.00	\$150,000,000.00	\$150,000,000.00
Class C(2002-1)	\$250,000,000.00	\$250,000,000.00	\$250,000,000.00	\$250,000,000.00
Class C(2002-2)	\$100,000,000.00	\$100,000,000.00	\$100,000,000.00	\$100,000,000.00
Class C(2002-3)	\$200,000,000.00	\$200,000,000.00	\$200,000,000.00	\$200,000,000.00
Class C(2002-4)	\$100,000,000.00	\$100,000,000.00	\$100,000,000.00	\$100,000,000.00
Class C(2002-6)	\$50,000,000.00	\$50,000,000.00	\$50,000,000.00	\$50,000,000.00
Class C(2002-7)	\$50,000,000.00	\$50,000,000.00	\$50,000,000.00	\$50,000,000.00
Class C(2003-1)	\$200,000,000.00	\$200,000,000.00	\$200,000,000.00	\$200,000,000.00
Class C(2003-2)	\$100,000,000.00	\$100,000,000.00	\$100,000,000.00	\$100,000,000.00
Class C(2003-3)	\$175,000,000.00	\$175,000,000.00	\$175,000,000.00	\$175,000,000.00
Class C(2003-4)	\$327,560,000.00	\$327,560,000.00	\$327,560,000.00	\$327,560,000.00
Class C(2003-5)	\$100,000,000.00	\$100,000,000.00	\$100,000,000.00	\$100,000,000.00
Class C(2003-6)	\$250,000,000.00	\$250,000,000.00	\$250,000,000.00	\$250,000,000.00
Class C(2003-7)	\$100,000,000.00	\$100,000,000.00	\$100,000,000.00	\$100,000,000.00
Class C(2004-1)	\$200,000,000.00	\$200,000,000.00	\$200,000,000.00	\$200,000,000.00
Class C(2004-2)	\$275,000,000.00	\$275,000,000.00	\$275,000,000.00	\$275,000,000.00
Class C(2005-1)	\$125,000,000.00	\$125,000,000.00	\$125,000,000.00	\$125,000,000.00
Class C(2005-2)	\$150,000,000.00	\$150,000,000.00	\$150,000,000.00	\$150,000,000.00
Class C(2005-3)	\$300,000,000.00	\$300,000,000.00	\$300,000,000.00	\$300,000,000.00
Class C(2006-1)	\$350,000,000.00	\$350,000,000.00	\$350,000,000.00	\$350,000,000.00
Class C(2006-2)	\$225,000,000.00	\$225,000,000.00	\$225,000,000.00	\$225,000,000.00
Class C(2006-3)	\$250,000,000.00	\$250,000,000.00	\$250,000,000.00	\$250,000,000.00
Class C(2006-4)	\$375,000,000.00	\$375,000,000.00	\$375,000,000.00	\$375,000,000.00

Class C(2006-5)	\$300,000,000.00	\$300,000,000.00	\$300,000,000.00	\$300,000,000.00
Class C(2006-6)	\$250,000,000.00	\$250,000,000.00	\$250,000,000.00	\$250,000,000.00
Class C Total:	\$5,052,560,000.00	\$5,052,560,000.00	\$5,052,560,000.00	\$5,052,560,000.00

Total:	\$61,413,377,500.00	\$61,413,377,500.00	\$61,413,377,500.00	\$61,413,377,500.00
---------------	----------------------------	----------------------------	----------------------------	----------------------------

I. Class A Usage of Class B and Class C Subordinated Amounts

Class A(2006-4)	\$2,500,000,000.00	\$0.00	\$0.00	\$0.00	\$0.00	\$0.00	\$0.00	\$2,500,000,000.00
Class A(2006-5)	\$700,000,000.00	\$0.00	\$0.00	\$0.00	\$0.00	\$0.00	\$0.00	\$700,000,000.00
Class A(2006-6)	\$2,000,000,000.00	\$0.00	\$0.00	\$0.00	\$0.00	\$0.00	\$0.00	\$2,000,000,000.00
Class A(2006-7)	\$375,000,000.00	\$0.00	\$0.00	\$0.00	\$0.00	\$0.00	\$0.00	\$375,000,000.00
Class A(2006-8)	\$725,000,000.00	\$0.00	\$0.00	\$0.00	\$0.00	\$0.00	\$0.00	\$725,000,000.00
Class A(2006-9)	\$1,750,000,000.00	\$0.00	\$0.00	\$0.00	\$0.00	\$0.00	\$0.00	\$1,750,000,000.00
Class A(2006-10)	\$750,000,000.00	\$0.00	\$0.00	\$0.00	\$0.00	\$0.00	\$0.00	\$750,000,000.00
Class A(2006-11)	\$520,000,000.00	\$0.00	\$0.00	\$0.00	\$0.00	\$0.00	\$0.00	\$520,000,000.00
Class A Total:	\$52,253,205,000.00	\$0.00	\$0.00	\$0.00	\$0.00	\$0.00	\$0.00	\$52,253,205,000.00

Class B:								
Class B(2001-3)	\$150,000,000.00	\$0.00	\$0.00	\$0.00	\$0.00	\$0.00	\$0.00	\$150,000,000.00
Class B(2002-1)	\$250,000,000.00	\$0.00	\$0.00	\$0.00	\$0.00	\$0.00	\$0.00	\$250,000,000.00
Class B(2002-2)	\$250,000,000.00	\$0.00	\$0.00	\$0.00	\$0.00	\$0.00	\$0.00	\$250,000,000.00
Class B(2002-4)	\$200,000,000.00	\$0.00	\$0.00	\$0.00	\$0.00	\$0.00	\$0.00	\$200,000,000.00
Class B(2003-1)	\$200,000,000.00	\$0.00	\$0.00	\$0.00	\$0.00	\$0.00	\$0.00	\$200,000,000.00
Class B(2003-2)	\$200,000,000.00	\$0.00	\$0.00	\$0.00	\$0.00	\$0.00	\$0.00	\$200,000,000.00
Class B(2003-3)	\$200,000,000.00	\$0.00	\$0.00	\$0.00	\$0.00	\$0.00	\$0.00	\$200,000,000.00
Class B(2003-4)	\$331,650,000.00	\$0.00	\$0.00	\$0.00	\$0.00	\$0.00	\$0.00	\$331,650,000.00
Class B(2003-5)	\$150,000,000.00	\$0.00	\$0.00	\$0.00	\$0.00	\$0.00	\$0.00	\$150,000,000.00
Class B(2004-1)	\$350,000,000.00	\$0.00	\$0.00	\$0.00	\$0.00	\$0.00	\$0.00	\$350,000,000.00
Class B(2004-2)	\$150,000,000.00	\$0.00	\$0.00	\$0.00	\$0.00	\$0.00	\$0.00	\$150,000,000.00
Class B(2005-1)	\$125,000,000.00	\$0.00	\$0.00	\$0.00	\$0.00	\$0.00	\$0.00	\$125,000,000.00
Class B(2005-2)	\$200,000,000.00	\$0.00	\$0.00	\$0.00	\$0.00	\$0.00	\$0.00	\$200,000,000.00
Class B(2005-3)	\$150,962,500.00	\$0.00	\$0.00	\$0.00	\$0.00	\$0.00	\$0.00	\$150,962,500.00

Class B(2005-4)	\$150,000,000.00	\$0.00	\$0.00	\$0.00	\$0.00	\$0.00	\$0.00	\$150,000,000.00
Class B(2006-1)	\$250,000,000.00	\$0.00	\$0.00	\$0.00	\$0.00	\$0.00	\$0.00	\$250,000,000.00
Class B(2006-2)	\$500,000,000.00	\$0.00	\$0.00	\$0.00	\$0.00	\$0.00	\$0.00	\$500,000,000.00
Class B(2006-3)	\$300,000,000.00	\$0.00	\$0.00	\$0.00	\$0.00	\$0.00	\$0.00	\$300,000,000.00
Class B Total:	\$4,107,612,500.00	\$0.00	\$0.00	\$0.00	\$0.00	\$0.00	\$0.00	\$4,107,612,500.00

Class C:								
Class C(2001-2)	\$100,000,000.00	\$0.00	\$0.00	\$0.00	\$0.00	\$0.00	\$0.00	\$100,000,000.00
Class C(2001-5)	\$150,000,000.00	\$0.00	\$0.00	\$0.00	\$0.00	\$0.00	\$0.00	\$150,000,000.00
Class C(2002-1)	\$250,000,000.00	\$0.00	\$0.00	\$0.00	\$0.00	\$0.00	\$0.00	\$250,000,000.00
Class C(2002-2)	\$100,000,000.00	\$0.00	\$0.00	\$0.00	\$0.00	\$0.00	\$0.00	\$100,000,000.00
Class C(2002-3)	\$200,000,000.00	\$0.00	\$0.00	\$0.00	\$0.00	\$0.00	\$0.00	\$200,000,000.00
Class C(2002-4)	\$100,000,000.00	\$0.00	\$0.00	\$0.00	\$0.00	\$0.00	\$0.00	\$100,000,000.00
Class C(2002-6)	\$50,000,000.00	\$0.00	\$0.00	\$0.00	\$0.00	\$0.00	\$0.00	\$50,000,000.00
Class C(2002-7)	\$50,000,000.00	\$0.00	\$0.00	\$0.00	\$0.00	\$0.00	\$0.00	\$50,000,000.00
Class C(2003-1)	\$200,000,000.00	\$0.00	\$0.00	\$0.00	\$0.00	\$0.00	\$0.00	\$200,000,000.00
Class C(2003-2)	\$100,000,000.00	\$0.00	\$0.00	\$0.00	\$0.00	\$0.00	\$0.00	\$100,000,000.00
Class C(2003-3)	\$175,000,000.00	\$0.00	\$0.00	\$0.00	\$0.00	\$0.00	\$0.00	\$175,000,000.00
Class C(2003-4)	\$327,560,000.00	\$0.00	\$0.00	\$0.00	\$0.00	\$0.00	\$0.00	\$327,560,000.00
Class C(2003-5)	\$100,000,000.00	\$0.00	\$0.00	\$0.00	\$0.00	\$0.00	\$0.00	\$100,000,000.00
Class C(2003-6)	\$250,000,000.00	\$0.00	\$0.00	\$0.00	\$0.00	\$0.00	\$0.00	\$250,000,000.00
Class C(2003-7)	\$100,000,000.00	\$0.00	\$0.00	\$0.00	\$0.00	\$0.00	\$0.00	\$100,000,000.00
Class C(2004-1)	\$200,000,000.00	\$0.00	\$0.00	\$0.00	\$0.00	\$0.00	\$0.00	\$200,000,000.00
Class C(2004-2)	\$275,000,000.00	\$0.00	\$0.00	\$0.00	\$0.00	\$0.00	\$0.00	\$275,000,000.00
Class C(2005-1)	\$125,000,000.00	\$0.00	\$0.00	\$0.00	\$0.00	\$0.00	\$0.00	\$125,000,000.00
Class C(2005-2)	\$150,000,000.00	\$0.00	\$0.00	\$0.00	\$0.00	\$0.00	\$0.00	\$150,000,000.00
Class C(2005-3)	\$300,000,000.00	\$0.00	\$0.00	\$0.00	\$0.00	\$0.00	\$0.00	\$300,000,000.00
Class C(2006-1)	\$350,000,000.00	\$0.00	\$0.00	\$0.00	\$0.00	\$0.00	\$0.00	\$350,000,000.00
Class C(2006-2)	\$225,000,000.00	\$0.00	\$0.00	\$0.00	\$0.00	\$0.00	\$0.00	\$225,000,000.00
Class C(2006-3)	\$250,000,000.00	\$0.00	\$0.00	\$0.00	\$0.00	\$0.00	\$0.00	\$250,000,000.00
Class C(2006-4)	\$375,000,000.00	\$0.00	\$0.00	\$0.00	\$0.00	\$0.00	\$0.00	\$375,000,000.00
Class C(2006-5)	\$300,000,000.00	\$0.00	\$0.00	\$0.00	\$0.00	\$0.00	\$0.00	\$300,000,000.00
Class C(2006-6)	\$250,000,000.00	\$0.00	\$0.00	\$0.00	\$0.00	\$0.00	\$0.00	\$250,000,000.00
Class C Total:	\$5,052,560,000.00	\$0.00	\$0.00	\$0.00	\$0.00	\$0.00	\$0.00	\$5,052,560,000.00

Total: \$61,413,377,500.00 \$0.00 \$0.00 \$0.00 \$0.00 \$0.00 \$0.00 \$0.00 \$61,413,377,500.00

* The Beginning Nominal Liquidation Amount for Class A(2001-Emerald) is reported as of the end of the Monthly Period.

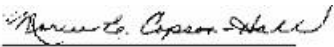
L. Excess Available Funds and 3 Month Excess Available Funds:

Excess Available Funds	\$374,611,312.76
Is 3 Month Excess Available Funds < 0 ? (Yes/No)	<u>No</u>

M. Other Performance Triggers

Has a Class C Reserve sub-Account funding trigger occurred? (Yes/No)	<u>No</u>
--	-----------

**FIA CARD SERVICES,
NATIONAL ASSOCIATION,
As Beneficiary of the BA
Credit Card Trust
and
as Servicer of the BA Master
Credit Card trust II**

By: 

**Name: Marcie E. Copson-Hall
Title: Senior Vice President**