

**PROSPECTUS SUPPLEMENT**  
(To prospectus dated February 25, 2005)



**5,200,000 Units**  
**Merrill Lynch & Co., Inc.**  
**PROtected Covered Call EnhancED Income NoteS<sup>SM</sup>**  
**Linked to the Value Line 30 PROCEEDS Index, Series 2**  
**due January 4, 2011**  
**(the “PROCEEDS<sup>SM</sup>”)**  
**\$10 principal amount per unit**

**The PROCEEDS:**

- The PROCEEDS are designed for investors who are seeking exposure to the Value Line 30 PROCEEDS Index, Series 2 (the “Reference Index”).
- Variable quarterly interest payments may be paid, depending upon the performance of the Basket Units described below.
- 100% principal protection on the maturity date.
- Senior unsecured debt securities of Merrill Lynch & Co., Inc.
- The PROCEEDS will not be listed on any securities exchange.
- The settlement date is expected to be January 4, 2006.

**Payment on the maturity date:**

- On the maturity date, for each unit of the PROCEEDS you own, we will pay you an amount equal to the principal amount of the PROCEEDS plus an additional amount (which may be zero) based on the percentage increase, if any, in the level of the Reference Index.
- The Reference Index is a composite index that measures the performance of a strategy that allocates hypothetical funds among three index components: (i) “Basket Units” representing the value

of hypothetical purchases of certain stocks and sales of call options on those stocks in the “Value Line 30 Basket” using a “covered-call” strategy, (ii) “Zero Coupon Bond Units” representing the value of hypothetical zero coupon bonds and (iii) “Leverage Units” representing the cost of hypothetical borrowed funds which may increase allocations to the Basket Units. The Reference Index will be rebalanced periodically pursuant to a formula described in this prospectus supplement. This rebalancing will reflect changes in the performance of the Basket Units, prevailing interest rates and market conditions, all as more fully described in this prospectus supplement. The level of the Reference Index will be reduced by certain fees, deductions and charges.

- The stocks in the Value Line 30 Basket will be determined quarterly by Merrill Lynch International, as the Calculation Agent, by first identifying the 100 stocks, with certain exceptions, with the highest Value Line Timeliness ranking. From these stocks, at least 60 will be identified as the most liquid stocks based upon the median notional stock volume. Finally, each of the 30 stocks having the highest dividend yield across various industry classifications will be identified. This identification process and the quarterly reconstitution procedures are more fully described in this prospectus supplement.

Investing in the PROCEEDS involves risks that are described in the “Risk Factors” section beginning on page S-11 of this prospectus supplement.

	Per Unit	Total
Public offering price(1)	\$10.00	\$52,000,000
Underwriting discount(1)	\$.30	\$1,560,000
Proceeds, before expenses, to Merrill Lynch & Co., Inc.	\$9.70	\$50,440,000

(1) The public offering price and the underwriting discount for any single transaction to purchase between 100,000 and 299,999 units will be \$9.95 per unit and \$.25 per unit, respectively, for any single transaction to purchase between 300,000 to 499,999 units will be \$9.90 per unit and \$.20 per unit, respectively, and for any single transaction to purchase 500,000 units or more will be \$9.85 per unit and \$.15 per unit respectively.

Neither the Securities and Exchange Commission nor any state securities commission has approved or disapproved of these securities or determined if this prospectus supplement or the accompanying prospectus is truthful or complete. Any representation to the contrary is a criminal offense.

**Merrill Lynch & Co.**

The date of this prospectus supplement is December 29, 2005.

“PROtected Covered Call EnhancED Income NoteS” and “PROCEEDS” are service marks of Merrill Lynch & Co., Inc.

**TABLE OF CONTENTS**  
**Prospectus Supplement**

	<u>Page</u>
<a href="#">SUMMARY INFORMATION—Q&amp;A</a>	S-3
<a href="#">RISK FACTORS</a>	S-11
<a href="#">RISK FACTORS RELATING TO THE PROCEEDS AND THE REFERENCE INDEX</a>	S-11
<a href="#">RISK FACTORS RELATING TO THE BASKET UNITS</a>	S-15
<a href="#">DESCRIPTION OF THE PROCEEDS</a>	S-17
<a href="#">FEES, DEDUCTIONS AND CHARGES</a>	S-22
<a href="#">THE VALUE LINE 30 PROCEEDS INDEX, SERIES 2</a>	S-24
<a href="#">DESCRIPTION OF THE VALUE LINE 30 BASKET</a>	S-39
<a href="#">UNITED STATES FEDERAL INCOME TAXATION</a>	S-51
<a href="#">ERISA CONSIDERATIONS</a>	S-54
<a href="#">USE OF PROCEEDS AND HEDGING</a>	S-55
<a href="#">WHERE YOU CAN FIND MORE INFORMATION</a>	S-56
<a href="#">UNDERWRITING</a>	S-57
<a href="#">VALIDITY OF THE NOTES</a>	S-58
<a href="#">EXPERTS</a>	S-58
<a href="#">INDEX OF CERTAIN DEFINED TERMS</a>	S-59

**Prospectus**

	<u>Page</u>
MERRILL LYNCH & CO., INC	2
USE OF PROCEEDS	2
RATIO OF EARNINGS TO FIXED CHARGES AND RATIO OF EARNINGS TO COMBINED FIXED CHARGES AND PREFERRED STOCK DIVIDENDS	3
THE SECURITIES	3
DESCRIPTION OF DEBT SECURITIES	4
DESCRIPTION OF DEBT WARRANTS	15
DESCRIPTION OF CURRENCY WARRANTS	17
DESCRIPTION OF INDEX WARRANTS	18
DESCRIPTION OF PREFERRED STOCK	24
DESCRIPTION OF DEPOSITARY SHARES	29
DESCRIPTION OF PREFERRED STOCK WARRANTS	33
DESCRIPTION OF COMMON STOCK	35
DESCRIPTION OF COMMON STOCK WARRANTS	38
PLAN OF DISTRIBUTION	41
WHERE YOU CAN FIND MORE INFORMATION	42
INCORPORATION OF INFORMATION WE FILE WITH THE SEC	42
EXPERTS	43

## SUMMARY INFORMATION—Q&A

This summary includes questions and answers that highlight selected information from this prospectus supplement and the accompanying prospectus to help you understand the PROTECTED Covered Call Enhanced Income NoteS Linked to the Value Line 30 Index, Series 2 due January 4, 2011. You should carefully read this prospectus supplement and the accompanying prospectus to fully understand the terms of the PROCEEDS, the Value Line 30 Index, Series 2 (the “Reference Index”) and the tax and other considerations that are important to you in making a decision about whether to invest in the PROCEEDS. You should carefully review the “Risk Factors” section, which highlights certain risks associated with an investment in the PROCEEDS, to determine whether an investment in the PROCEEDS is appropriate for you.

References in this prospectus supplement to “ML&Co.,” “we,” “us” and “our” are to Merrill Lynch & Co., Inc. References to “MLPF&S” are to Merrill Lynch, Pierce, Fenner & Smith Incorporated. References to “MLI” are to Merrill Lynch International.

### What are the PROCEEDS?

The PROCEEDS will be a series of senior debt securities issued by ML&Co. and will not be secured by collateral. The PROCEEDS will rank equally with all of our other unsecured and unsubordinated debt. The PROCEEDS will mature on January 4, 2011. We cannot redeem the PROCEEDS at an earlier date. We will make variable quarterly interest payments only under the circumstances described in this prospectus supplement.

Each unit of the PROCEEDS represents \$10 principal amount of PROCEEDS. You may transfer the PROCEEDS only in whole units. You will not have the right to receive physical certificates evidencing your ownership except under limited circumstances. Instead, we will issue the PROCEEDS in the form of a global certificate, which will be held by The Depository Trust Company (“DTC”) or its nominee. Direct and indirect participants in DTC will record your ownership of the PROCEEDS. You should refer to the section entitled “Description of the Debt Securities—Depository” in the accompanying prospectus.

### Are there any risks associated with my investment?

Yes. An investment in the PROCEEDS is subject to risks, including the risk that the PROCEEDS will only return their principal amount on the maturity date, resulting in a substantial economic opportunity loss to you. Please refer to the section entitled “Risk Factors” in this prospectus supplement.

### Who publishes the Reference Index and what does the Reference Index measure?

The daily closing levels of the Reference Index and the daily closing values of the Basket Units and the Zero Coupon Bond Units determined as of 4:00 p.m. (New York City time) will be published on each business day on Reuters Page MEREDUS15 (or any successor page for the purpose of displaying those closing levels and closing values as identified by MLI, as the Reference Index calculation agent (the “Calculation Agent”).

The Reference Index is a composite index that will track the performance of hypothetical investments in two assets, the Basket Units and the Zero Coupon Bond Units, and one liability, the Leverage Units (each an “Index Component,” and together the “Index Components”). Generally, the level of the Reference Index at any time will equal the sum of the values of the Basket Units and the Zero Coupon Bond Units, less the value of Leverage Units and reduced by a pro rata portion of the Index Adjustment Factor of 1.15% per annum as described below. The level of the Reference Index was set to 97 on December 29, 2005, the date the PROCEEDS were priced for initial sale to the public (the “Pricing Date”).

The initial allocations of hypothetical funds to the Index Components as set on the Pricing Date were 94.27% in Basket Units, 5.73% in Zero Coupon Bond Units and 0% in Leverage Units. We expect the allocations among the Index Components to change upon an Allocation Determination Event, as described in the section entitled “The Value Line 30 PROCEEDS Index, Series 2” in this prospectus supplement.

The formula will not allocate more than 150% of the hypothetical funds to the Basket Units. The relative allocations among each Index

## Table of Contents

Component will be determined by the Calculation Agent based upon the formula described herein.

The PROCEEDS are debt securities of ML&Co. An investment in the PROCEEDS does not entitle you to any dividends, voting rights, option premiums or any other ownership interest in the securities included in the Reference Index.

### **What hypothetical investment does each Index Component track?**

The Index Components are defined as follows:

A “Basket Unit” will track the value of an initial US\$100 hypothetical investment in the Value Line 30 Basket. The “Value Line 30 Basket” is a hypothetical investment in a “covered call” strategy in which (i) the Value Line 30 Stocks, as defined below, are deemed to be purchased, and (ii) call options are deemed to be sold, on a quarterly basis for a three month term, on the Value Line 30 Stocks. The “**Value Line 30 Stocks**”, 30 stocks selected from the 100 highest ranking stocks in the Value Line Timeliness ranking, will be determined and reconstituted quarterly by the Calculation Agent based upon the criteria described in the section entitled “Description of the Value Line 30 Basket—Determination of the Value Line 30 Stocks” in this prospectus supplement.

A “Zero Coupon Bond Unit” will track the value of a US\$100 face value hypothetical investment in a hypothetical zero coupon bond maturing on the scheduled Valuation Date, as described below, with a yield equal to the applicable zero coupon yield based upon USD swap rates as published on Bloomberg Page EDS. The applicable zero coupon yield will be estimated from the USD swap rate yields corresponding to the published maturities closest in time to the scheduled Valuation Date. The Calculation Agent may, when necessary, estimate the applicable zero coupon yield by interpolating the appropriate USD swap rate yields based on those published maturities. The Zero Coupon Bond Units will not yield any return after the scheduled Valuation Date.

A “Leverage Unit” will track the value of US\$1 of hypothetical borrowings used to increase the exposure to the Basket Units. To the extent that exposure to the Basket Units is leveraged (i.e., increased with borrowed funds) through the use of Leverage Units, the number of Leverage Units will be increased daily by an amount equal to the Daily Leverage Charge (see the section entitled “Fees, Deductions and Charges—Daily Leverage Charge” in this prospectus supplement). The Daily Leverage Charge will reduce the level of the Reference Index.

### **What will I receive on the maturity date of the PROCEEDS?**

We have designed the PROCEEDS for investors who want to protect their investment by receiving at least the principal amount of their investment on the maturity date and who also want to participate in possible periodic interest payments and, to the extent provided herein, in possible increases in the level of the Reference Index (after the deduction of certain fees, deductions and charges). On the maturity date, you will receive a cash payment, in addition to any interest payment due, on the PROCEEDS equal to the sum of two amounts: the “principal amount” and the “Supplemental Redemption Amount”, if any.

#### *Principal Amount*

The “principal amount” per unit is \$10.

#### *Supplemental Redemption Amount*

The “**Supplemental Redemption Amount**” per unit will equal:

$$\$10 \times \left( \frac{\text{Ending Value} - \text{Threshold Value}}{\text{Threshold Value}} \right)$$

*provided, however,* that in no event will the Supplemental Redemption Amount be less than zero.

The “**Ending Value**” will be determined by the Calculation Agent and will equal the level of the Reference Index at the close of the market on the Valuation Date.

The “**Threshold Value**” equals 100.

## Table of Contents

The “**Valuation Date**” will be the seventh scheduled index business day before the maturity date, or on an alternate date shortly thereafter as described under “Description of the PROCEEDS—Payment on the maturity date” in this prospectus supplement.

The “**Starting Value**” was set to 97 on the Pricing Date.

Because the Starting Value was set to 97, which is less than the Threshold Value, we will pay you a Supplemental Redemption Amount only if the Ending Value is 3.1% greater than the Starting Value on the Valuation Date. **If the Ending Value is less than or equal to the Threshold Value, the Supplemental Redemption Amount will be zero.** We will pay you the principal amount of your PROCEEDS regardless of whether any Supplemental Redemption Amount is payable. See the section entitled “Fees, Deductions and Charges—Implicit Sales Charge” in this prospectus supplement.

### Examples

Here are three examples of Supplemental Redemption Amount calculations:

**Example 1**—On the maturity date, the Reference Index, as adjusted, is below the Starting Value:

Starting Value: 97  
Threshold Value: 100  
Hypothetical Ending Value: 90

$$\text{Supplemental Redemption Amount (per unit)} = \$10 \times \left( \frac{90 - 100}{100} \right) = \$0 \quad \begin{array}{l} \text{(Supplemental} \\ \text{Redemption} \\ \text{Amount} \\ \text{cannot be less} \\ \text{than zero)} \end{array}$$

**Total payment on the maturity date (per unit) = \$10 + \$0 = \$10**

**Example 2**—On the maturity date, the Reference Index, as adjusted, is above the Starting Value but below the Threshold Value:

Starting Value: 97  
Threshold Value: 100  
Hypothetical Ending Value: 99

$$\text{Supplemental Redemption Amount (per unit)} = \$10 \times \left( \frac{99 - 100}{100} \right) = \$0 \quad \begin{array}{l} \text{(Supplemental} \\ \text{Redemption} \\ \text{Amount} \\ \text{cannot be less} \\ \text{than zero)} \end{array}$$

**Total payment on the maturity date (per unit) = \$10 + \$0 = \$10**

**Example 3**—On the maturity date, the Reference Index, as adjusted, is above the Threshold Value:

Starting Value: 97  
Threshold Value: 100  
Hypothetical Ending Value: 105

$$\text{Supplemental Redemption Amount (per unit)} = \$10 \times \left( \frac{105 - 100}{100} \right) = \$0.50$$

**Total payment on the maturity date (per unit) = \$10 + \$0.50 = \$10.50**

---

## [Table of Contents](#)

For more specific information about the Supplemental Redemption Amount, please see the section entitled “Description of the PROCEEDS” in this prospectus supplement.

### **Will I receive interest payments on the PROCEEDS?**

The interest payable on the PROCEEDS will vary and may be zero. We expect to pay interest, if any, in cash quarterly on the dates described under “Description of the PROCEEDS—Interest” in this prospectus supplement.

The interest payments, if any, on the PROCEEDS will depend on the hypothetical income of the Basket Units (the **Basket Unit Income**) held in the Reference Index over each quarterly calculation period and the level of the Reference Index at the end of that period. The Basket Unit Income will be based on the cash dividends in respect of the stocks in the Value Line 30 Basket and the value of premiums in respect of call options on those stocks. See “Description of the Value Line 30 Basket—Calculation of the Value of the Value Line 30 Basket” in this prospectus supplement. If the level of the Reference Index (less any Basket Unit Income) falls below certain thresholds relative to the Floor Level described in this prospectus supplement during any quarterly calculation period, you will not receive any interest payment for that quarterly calculation period and, in certain circumstances, you will not receive any interest payments for the remaining term of the PROCEEDS. See “Description of the PROCEEDS—Interest” in this prospectus supplement.

### **What are the costs associated with an investment in the PROCEEDS?**

The level of the Reference Index will reflect the deduction of the following costs over the term of the PROCEEDS:

**Index Adjustment Factor:** The level of the Reference Index will reflect a 1.15% per annum reduction (the **Index Adjustment Factor**) that will be applied and accrue daily on the daily closing level of the Reference Index to the benefit of the Calculation Agent on the basis of a 365-day year from the date the PROCEEDS are issued to the public through the Valuation Date. The Index Adjustment Factor will remain at 1.15% per annum for as long as any hypothetical funds are allocated to Basket Units. If at any time that allocation is zero, the Index Adjustment Factor will not apply.

**Daily Leverage Charge:** To the extent that the hypothetical investment in the Basket Units is leveraged (i.e., increased with hypothetical borrowed funds) through the use of Leverage Units, the number of Leverage Units will be increased daily by an amount equal to the interest expense deemed to have been incurred on those funds (the **Daily Leverage Charge**). The Daily Leverage Charge will equal the number of Leverage Units outstanding on the applicable day multiplied by the Federal Funds rate on the applicable day plus 0.5%, divided by 360. This deemed interest expense will reduce the level of the Reference Index on each day that the Reference Index includes Leverage Units.

**Implicit sales charge:** An implicit sales charge is paid to MLPF&S upon the purchase of the PROCEEDS because the Starting Value was set to 97, while the Threshold Value will equal 100. In order for you to receive a Supplemental Redemption Amount on the maturity date, the Ending Value must exceed 100 on the Valuation Date. Therefore, the level of the Reference Index must increase by more than 3.1% for you to receive an amount in excess of \$10 per unit of the PROCEEDS. This is analogous to paying an up front sales charge of 3% per unit of the PROCEEDS.

**Basket Adjustment Factor:** The value of the Value Line 30 Basket will reflect a 1.15% per annum reduction (the **Basket Adjustment Factor**) that will be applied and accrue daily based on the value of the Value Line 30 Basket at the end of the previous day on the basis of a 365-day year and will be subtracted from the Basket Unit Income on the Value Line 30 Basket at the end of each day prior to effecting any reallocation that day. The value of the Basket Adjustment Factor for any quarterly calculation period will not exceed the value of the Basket Unit Income on the Value Line 30 Basket for that quarterly calculation period. The Basket Adjustment Factor will accrue to the benefit of the Calculation Agent, of which .15% will be paid to Value Line as the sponsor of the Value Line Timeliness rankings, as discussed below. Because the

---

## [Table of Contents](#)

value of the Value Line 30 Basket reflects the reduction of the Basket Adjustment Factor, the return on an investment in the “covered call” strategy (as described in the section entitled “Description of the Value Line 30 Basket” in this prospectus supplement) represented by the Value Line 30 Basket, and therefore the Reference Index and the PROCEEDS, will be less than a return on a “covered call” strategy on the Value Line 30 Basket that did not include the Basket Adjustment Factor.

### **What does the “formula” do and when will the Reference Index undergo reallocations among the Index Components?**

The formula determines the allocation of the hypothetical funds tracked by the Reference Index to the Basket Units (the **Targeted Exposure**”), and the consequent allocations to the Zero Coupon Bond Units and the Leverage Units. The formula will cause these allocations to vary over the term of the PROCEEDS in order to participate in any appreciation of the Basket Units, but only to the extent consistent with the objective that the Reference Index level on the scheduled Valuation Date is at least 100.

An **“Allocation Determination Event”** will occur and a reallocation will be effected if the absolute value of the difference in (i) the closing value of the Basket Units in the Reference Index divided by the closing level of the Reference Index on any index business day and (ii) the Targeted Exposure is greater than 5% of the Targeted Exposure. In addition, if at any time during any index business day the closing value of the S&P 500 Index or the Nasdaq-100 Index has declined from its closing value on the previous index business day by 10% or more, an Allocation Determination Event will have been deemed to have occurred.

In general, the Targeted Exposure may increase following increases in the value of the Basket Units or decreases in the Floor Level (due to interest rate increases). Using Leverage Units, the Targeted Exposure may equal up to 150%. In general, the Targeted Exposure may decrease following decreases in the value of the Value Line 30 Basket or increases in the Floor Level (due to interest rate decreases).

In some circumstances, the amount of the hypothetical funds tracked by the Reference Index allocated to the Basket Units may be reduced to zero, which will result in the hypothetical funds allocated to the Basket Units remaining at zero for the remaining term of the PROCEEDS. You should refer to “Risk Factors—Risk Factors Relating to the PROCEEDS and the Reference Index—Less than 100%, and possibly none, of the hypothetical funds tracked by the Reference Index may be allocated to the Basket Units” in this prospectus supplement.

For a detailed description of the formula and the Targeted Exposure, see the section entitled “The Value Line 30 PROCEEDS Index, Series 2—Reallocation of the hypothetical funds tracked by the Reference Index” in this prospectus supplement.

### **When would the formula allocate none of the hypothetical funds to the Basket Units, and what happens in that event?**

If the **“Cushion”**, a ratio which reflects the level of the Reference Index relative to the value of the Floor Level, is less than 1% on any business day (a **Defeasance Event**”), the formula will not allocate any hypothetical funds to the Basket Units. The **“Floor Level”** for any date will equal the value of a hypothetical zero coupon bond maturing on the scheduled Valuation Date with a yield equal to the applicable zero coupon rate based upon USD swap rates, plus the Fee Protection Factor (as described under “The Value Line 30 PROCEEDS Index, Series 2—Reallocation of hypothetical funds tracked by the Reference Index—Allocation Determination Events” in this prospectus supplement), if any.

Because the amount of the interest payments on the PROCEEDS will depend on the performance of the Basket Units in the Reference Index, no interest will be paid for the remaining term of the PROCEEDS after the occurrence of a Defeasance Event. In addition, the Reference Index will not participate in any subsequent increase in the value of the Basket Units and your payment on the maturity date will be limited to the \$10 principal amount per unit (except as described under “The Value Line 30 PROCEEDS Index, Series 2—Defeasance Events” in this prospectus supplement). This means that, while a holder of Basket Units would benefit from a subsequent increase in the value of the Basket Units, a holder of PROCEEDS would not.

---

## **Table of Contents**

### **What is “leveraging” and how are the Leverage Units used?**

The Leverage Units represent hypothetical borrowing that permits the Targeted Exposure to exceed 100%, subject to a maximum of 150%. When required by the formula, the Calculation Agent will use Leverage Units to increase the allocation of hypothetical funds to the Basket Units above 100%. The use of hypothetical borrowed funds will increase the Reference Index’s exposure to movements in the value of the Basket Units and will therefore make the Reference Index more volatile than the Value Line 30 Basket. Accordingly, if the value of the Basket Units increases when Leverage Units are outstanding, the level of the Reference Index may increase by a greater amount than will the value of the Value Line 30 Basket. Conversely, if the value of the Basket Units decreases when Leverage Units are outstanding, the level of the Reference Index may decrease by a greater amount than will the value of the Value Line 30 Basket. For risks associated with the use of hypothetical borrowed funds, see “Risk Factors—Risk Factors Relating to the PROCEEDS and the Reference Index—The use of leverage may adversely affect the Supplemental Redemption Amount” in this prospectus supplement.

### **How has the Reference Index performed historically?**

The Reference Index did not exist prior to the Pricing Date. However, we have included tables and graphs showing the hypothetical month-end closing level of the Index during five different five year periods beginning on the third Friday in August 1996, 1997, 1998, 1999 and 2000. These hypothetical closing levels have been calculated on the same basis that the Reference Index will be calculated. However, the calculations used to determine these levels contain assumptions and necessary estimates and approximations that will not be reflected in the calculation of the level of the Reference Index and interest payments over the term of the PROCEEDS. For further details on the calculation of these hypothetical levels, please refer to the section entitled “The Value Line 30 PROCEEDS Index, Series 2—Hypothetical Historical Data on the Reference Index” in this prospectus supplement.

We have provided this information to help you evaluate the hypothetical past performance of the Reference Index in various economic environments; however, this hypothetical past performance is not indicative of how the Reference Index will perform in the future.

### **What are the Value Line 30 Stocks and how are the Value Line 30 Stocks determined?**

The Value Line 30 Stocks will be determined by the Calculation Agent, by first identifying the 100 highest ranking stocks according to Value Line Timeliness ranking, as published by Value Line Publishing, Inc. (“Value Line”) excluding ML&Co. common stock and non-U.S. domiciled companies. From these stocks, at least 60 will be identified as the most liquid stocks based upon the median notional stock volume. Finally, each of the 30 stocks having the highest dividend yield across various industry classifications will be identified. The allocation to any one particular industry classification during the reconstitution will be limited to 35% of the total value of the Value Line 30 Stocks, except in limited circumstances. The 35% cap only applies upon the reconstitution of the Value Line 30 Stocks.

The Value Line 30 Stocks were originally identified on November 16, 2005 based upon the Value Line Timeliness rankings published on November 11, 2005. The Value Line 30 Stocks will be reconstituted two business days immediately preceding the third Friday in February, May, August and November of each year or, under certain circumstances, in a day shortly after that date, beginning in February of 2006, as described in this prospectus supplement. For more specific information about the initial determination of the Value Line 30 Stocks and their reconstitution, see the section entitled “Description of the Value Line 30 Basket—Determination of the Value Line 30 Stocks” in this prospectus supplement.

The PROCEEDS are debt obligations of ML&Co. and an investment in the PROCEEDS does not entitle you to any ownership interest in the Value Line 30 Stocks.

### **What is the “Value Line 30 Basket” and what does it measure?**

The Value Line 30 Basket is designed to track the performance of a hypothetical “covered



---

## **Table of Contents**

call” strategy for the Value Line 30 Stocks. A “covered call” strategy on a portfolio is a hypothetical investment strategy in which a hypothetical investor:

- is deemed to buy stocks; and
- is deemed to sell call options on the stocks with exercise prices higher than the prices of the stocks when the options are priced.

A “covered call” strategy provides income from option premiums, or the value of the option when it is priced, helping, to a limited extent, to offset losses if there is a decline in the prices of the stocks to which the options relate. However, the strategy limits participation in the appreciation of a stock beyond the option’s exercise price. Thus, in a period of significant stock market increases, a “covered call” strategy will tend to produce lower returns than ownership of the related stock. See “Risk Factors— Risk Factors Relating to the Basket Units—The appreciation of the Value Line 30 Basket will be capped due to the ‘covered call’ strategy” in this prospectus supplement.

The value of the Value Line 30 Basket is based on hypothetical purchases of the Value Line 30 Stocks, including the value of the dividends on those stocks, and hypothetical premiums on call options sold on each of those stocks, as reduced by a pro rata portion of the Basket Adjustment Factor.

An investment in the PROCEEDS does not entitle you to any dividends, voting rights, option premiums or any other ownership interest in respect of the securities included in the Value Line 30 Basket.

### **How will the Calculation Agent determine the value of hypothetical call options included in the Value Line 30 Basket?**

The mark-to-market value of each hypothetical call option will be determined by the Calculation Agent in accordance with an option pricing formula and using prevailing market parameters as described in the section entitled “Description of the Value Line 30 Basket— Hypothetical Call Options—Valuation of Hypothetical Call Options” in this prospectus supplement.

### **What about taxes?**

Each year, you will be required to pay taxes on ordinary income from the PROCEEDS over their term based upon an estimated yield for the PROCEEDS, even though you may not receive any variable quarterly interest payments or any other cash payments from us prior to the maturity date. We have determined this estimated yield, in accordance with regulations issued by the U.S. Treasury Department, solely in order for you to calculate the amount of taxes that you will owe each year as a result of owning a PROCEEDS. This estimated yield is neither a prediction nor a guarantee of what either the actual quarterly interest payments or the actual Supplemental Redemption Amount will be, or that either the actual quarterly interest payments or the actual Supplemental Redemption Amount will even exceed zero. We have determined that this estimated yield will equal 4.51% per annum, compounded quarterly.

For further information, see “United States Federal Income Taxation” in this prospectus supplement.

### **Will the PROCEEDS be listed on a stock exchange?**

The PROCEEDS will not be listed on any securities exchange and we do not expect a trading market for the PROCEEDS to develop, which may affect the price you receive for your PROCEEDS upon any sale prior to the maturity date. You should review “Risk Factors—A trading market for the PROCEEDS is not expected to develop and if trading does develop, the market price you may receive or be quoted for your PROCEEDS on a date prior to the stated maturity date will be affected by this and other important factors including our costs of developing, hedging and distributing the PROCEEDS” in this prospectus supplement.

### **What price can I expect to receive if I sell the PROCEEDS prior to the stated maturity date?**

In determining the economic terms of the PROCEEDS, and consequently the potential return on the PROCEEDS to you, a number of factors are taken into account. Among these factors are certain costs associated with creating, hedging and offering

---

## **Table of Contents**

the PROCEEDS. In structuring the economic terms of the PROCEEDS, we seek to provide investors with what we believe to be commercially reasonable terms and to provide MLPF&S with compensation for its services in developing the PROCEEDS.

If you sell your PROCEEDS prior to the stated maturity date, you will receive a price determined by market conditions for the security. This price may be influenced by many factors, such as interest rates, volatility and the current level of the Reference Index. In addition, the price, if any, at which you could sell your PROCEEDS in a secondary market transaction is expected to be affected by the factors that we considered in setting the economic terms of the PROCEEDS, namely the underwriting discount paid in respect of the PROCEEDS, and compensation for developing and hedging the product. Depending on the impact of these factors, you may receive significantly less than the principal amount of your PROCEEDS if sold before the stated maturity date.

In a situation where there had been no movement in the level of the Reference Index and no changes in the market conditions from those existing on the date of this prospectus supplement, the price, if any, at which you could sell your PROCEEDS in a secondary market transaction is expected to be lower than the original issue price. This is due to, among other things, our costs of developing, hedging and distributing the PROCEEDS. Any potential purchasers of your PROCEEDS in the secondary market are unlikely to consider these factors.

### **What is the role of MLPF&S?**

Our subsidiary MLPF&S is the underwriter for the offering and sale of the PROCEEDS. After the initial offering, MLPF&S intends to buy and sell the PROCEEDS to create a secondary market for holders of the PROCEEDS, and may stabilize or maintain the market price of the PROCEEDS during their initial distribution. However, MLPF&S will not be obligated to engage in any of these market activities or continue them once it has started.

### **What is the role of Merrill Lynch International?**

MLI, as the Calculation Agent, will be our agent for purposes of determining, among other things, the level of the Reference Index, the value of the Basket Units and the call options, the occurrence of an Allocation Determination Event, any reallocations of the hypothetical funds tracked by the Reference Index, the Ending Value and the Supplemental Redemption Amount. Under certain circumstances, MLI's role as Calculation Agent, its other business activities or its affiliation to ML&Co. could give rise to conflicts of interest. MLI is required to carry out its duties as Calculation Agent in good faith and using its reasonable judgement.

### **What is ML&Co.?**

Merrill Lynch & Co., Inc. is a holding company with various subsidiary and affiliated companies that provide investment, financing, insurance and related services on a global basis. For information about ML&Co. see the section entitled "Merrill Lynch & Co., Inc." in the accompanying prospectus. You should also read the other documents we have filed with the Securities and Exchange Commission, which you can find by referring to the section entitled "Where You Can Find More Information" in this prospectus supplement.

## RISK FACTORS

*Investment in the PROCEEDS involves risks, which include, but are not limited to, the risks referred to below. The level of the Reference Index may decrease as well as increase. If you receive only the principal amount of the PROCEEDS on the maturity date, you will have incurred a significant loss of opportunity to otherwise profit from the amount invested. In addition, the PROCEEDS are illiquid and if you sell the PROCEEDS prior to the maturity date, your sale price may be substantially less than the principal amount of the PROCEEDS.*

*You should consult your financial and legal advisors concerning risks associated with an investment in the PROCEEDS and the suitability of investing in your PROCEEDS in light of your particular circumstances. In addition, you should consult your tax advisors concerning the characterization of the PROCEEDS as contingent payment debt instruments for United States federal income tax purposes.*

### RISK FACTORS RELATING TO THE PROCEEDS AND THE REFERENCE INDEX

#### **Less than 100%, and possibly none, of the hypothetical funds tracked by the Reference Index may be allocated to the Basket Units**

The formula that determines the Index Component allocations is designed so that the level of the Reference Index should equal at least 100 on the scheduled Valuation Date, even upon the occurrence of a Defeasance Event. The formula will allocate the hypothetical funds to the Basket Units, but only to the extent consistent with the objective that the Reference Index level on the scheduled Valuation Date equal at least 100. Certain economic or market factors, such as low interest rates or insufficient gains by the Basket Units to offset the costs embedded in the Reference Index, will cause the allocation in the Zero Coupon Bond Units to be increased.

Any allocation of the hypothetical funds to Zero Coupon Bond Units will reduce the probability that the Reference Index will reflect any increases in the value of the Basket Units, which is the primary Index Component likely to result in appreciation in the Reference Index level. If the Reference Index level does not exceed 100 on the Valuation Date, the PROCEEDS will only return their principal amount on the maturity date, and you will have incurred substantial economic opportunity losses. Initially, 5.73% of the hypothetical funds will be allocated to the Zero Coupon Bond Units.

#### **The performance of the Basket Units may exceed the performance of the Reference Index**

The Calculation Agent will adjust the allocations of hypothetical funds among the Index Components systematically using the formula. Accordingly, the performance of the Reference Index will likely differ significantly from the performance of each of the Index Components.

Initially, 5.73% of the hypothetical funds tracked by the Reference Index will be allocated to the Zero Coupon Bond Units. However, the percentage of hypothetical funds represented by Zero Coupon Bond Units may increase, or decrease, during the term of the PROCEEDS, depending upon the performance of the Basket Units, the effect of any Leverage Units and the then-current interest rate environment. Changes in economic conditions may cause a change in the allocations of hypothetical funds among the Index Components as determined by the formula. The timing of any rebalancing, and the magnitude of the reallocations, may result in less than full participation in the increases, if any, in the value of the Basket Units, which would in turn affect the level of the Reference Index, and as a result the Supplemental Redemption Amount.

---

## **Table of Contents**

Because the formula is designed so that the level of the Reference Index should equal at least 100 on the scheduled Valuation Date, the allocation of hypothetical funds to the Zero Coupon Bond Units may increase during the term of the PROCEEDS depending upon the performance of the Basket Units and interest rates. Should allocation of hypothetical funds to the Basket Units be reduced to zero, that allocation will remain at zero for the remaining term of the PROCEEDS and your payment on the maturity date will be limited to the \$10 principal amount per unit (except as described under “The Value Line 30 Proceeds Index, Series 2—Defeasance Events” in this prospectus supplement). This means that, while a holder of Basket Units would benefit from a subsequent increase in the value of the Basket Units, a holder of PROCEEDS would not.

The level of the Reference Index will not increase or decrease directly in proportion with increases or decreases in the value of the Basket Units due to the allocation of the Reference Index’s hypothetical funds to other Index Components. The Basket Units may increase in value substantially over the duration of the PROCEEDS, but the Supplemental Redemption Amount of the PROCEEDS may reflect little, if any, of that increase. The Supplemental Redemption Amount of the PROCEEDS may represent a yield less than the yield you would earn if you invested directly in the Basket Units or their equivalent or in the Zero Coupon Bond Units or their equivalent.

### **Certain other similar investments offered by our affiliates have lost all potential for appreciation**

Our affiliates have offered indexed investments based upon rebalancing formulas similar to the PROCEEDS, certain of which have, in fact, terminated all exposure to the instruments equivalent to the Basket Units, which has resulted in a loss of the opportunity to profit from the amount invested.

### **The use of leverage may adversely affect the Supplemental Redemption Amount**

The Targeted Exposure may be as much as 150% pursuant to the formula. Exposure above 100% would reflect the use of leverage, as represented by the allocation to Leverage Units. This leverage offers the potential for increases in the level of the Reference Index greater than any corresponding increase in the value of the Basket Units, but also entails a high degree of risk, including the risk of decreases in the level of the Reference Index greater than any corresponding decrease in the value of the Basket Units. In addition, the deemed interest expense associated with the allocation to Leverage Units will reduce the level of the Reference Index daily, which will result in a reduction in the Ending Value.

### **Reference Index rebalancing procedures may adversely impact the Supplemental Redemption Amount**

The Reference Index tracks the performance of a hypothetical investment in the Index Components whose allocations of hypothetical funds will be rebalanced from time to time according to the rebalancing procedures described in this prospectus supplement. The timing and magnitude of any change in the allocations among the Index Components will be based on certain threshold values used in the formula as described herein. For example, under the rebalancing procedures, we expect the allocation to the Basket Units to increase as the level of the Reference Index increases or the Floor Level decreases and to decrease as the level of the Reference Index decreases or the Floor Level increases. This may expose the Reference Index to a higher risk of decreases (and a higher possibility of increases) if, for example, the Leverage Units are used to obtain more exposure to the Basket Units. In addition, certain market conditions, such as high volatility of the Basket Units or low interest rates, may result in larger reallocations among the Index Components. The timing and frequency of the reallocations among the Index Components may affect the level of the Reference Index on the Valuation Date, which in turn could affect the Supplemental Redemption Amount.

### **Fees, deductions and charges will reduce the Supplemental Redemption Amount**

Your return on the PROCEEDS will reflect the deduction of certain fees, deductions and charges. These fees, deductions and charges include explicit charges that will be deducted from the level of the Reference Index

---

## **Table of Contents**

over the term of the PROCEEDS, namely the Index Adjustment Factor and the Daily Leverage Charge. Also, there is an implicit sales charge paid upon the purchase of the PROCEEDS because the Starting Value was set below the Threshold Value on the Pricing Date. In addition, the value of the Value Line 30 Basket will reflect the reduction of the Basket Adjustment Factor which, if the Reference Index includes Basket Units, will reduce the level of the Reference Index over the term of the PROCEEDS by reducing the value of the Basket Units. See "Fees, Deductions and Charges" in this prospectus supplement. The net effect of these fees, deductions and charges will be to decrease the level of the Reference Index on the Valuation Date, thereby reducing the Ending Value. Accordingly, the Supplemental Redemption Amount payable to you on the maturity date will be less than it would have been absent these fees, deductions and charges.

### **Potential conflicts of interest could arise**

The Calculation Agent is responsible for the calculation of the Reference Index pursuant to the formula. While the application of the formula is largely objective, there are certain situations where the Calculation Agent will exercise judgment in its capacity as the Calculation Agent. The Calculation Agent will also be responsible for calculating the value of the Basket Units.

The Calculation Agent for the PROCEEDS is MLI, our affiliate. Under certain circumstances, MLI as our subsidiary and its responsibilities as Calculation Agent for the PROCEEDS could give rise to conflicts of interest. MLI is required to carry out its duties as calculation agent in good faith and using its reasonable judgment. However, because we control MLI, potential conflicts of interest could arise.

We expect to enter into arrangements to hedge the market risks associated with our obligation to pay the amounts due on the maturity date of the PROCEEDS. We may seek competitive terms in entering into the hedging arrangements for the PROCEEDS, but are not required to do so, and we may enter into such hedging arrangements with one of our subsidiaries or affiliated companies. Such hedging activity is expected to result in a profit to those engaging in the hedging activity, which could be more or less than initially expected, but which could also result in a loss for the hedging counterparty.

In addition to the compensation paid at the time of the original sale of the PROCEEDS, MLPF&S will pay an amount beginning on each anniversary of the Pricing Date in 2006 through 2009 to brokers whose clients purchased the units in the initial distribution and who continue to hold their PROCEEDS. This additional amount will accrue at an annualized rate of 0.5% per unit for each day that hypothetical funds are allocated to Basket Units based on the amount payable on the maturity date of the PROCEEDS calculated as if the applicable payment date is the maturity date and the Ending Value is equal to the closing level of the Reference Index on that date. Also, MLPF&S may from time to time pay additional amounts to brokers whose clients purchased PROCEEDS in the secondary market and continue to hold those PROCEEDS. As a result of these payments, your broker will receive a financial benefit each year you retain your investment in the PROCEEDS.

### **The level of the Reference Index on the Valuation Date must be more than 3.1% higher than the Starting Value for you to receive a Supplemental Redemption Amount on the stated maturity date**

The Starting Value was set to 97. As a result, the level of the Reference Index must increase by more than 3.1% as of the Valuation Date in order for you to receive a Supplemental Redemption Amount. If the level of the Reference Index declines, or does not increase sufficiently, you will receive only the principal amount of your investment, in addition to any interest payment due, on the maturity date, which could represent a significant loss of opportunity to otherwise profit from the amount invested in the PROCEEDS.

### **The interest payable on the PROCEEDS, if any, will vary**

The interest payments, if any, on the PROCEEDS will depend on the Basket Unit Income in the Reference Index over each quarterly calculation period and the level of the Reference Index at the end of that

---

## **Table of Contents**

period. If the level of the Reference Index (less any Basket Unit Income) falls below certain thresholds relative to the Floor Level described in this prospectus supplement during any quarterly calculation period (except the last quarterly calculation period before the maturity date), you will not receive any interest payment for that quarterly calculation period and, in certain circumstances, you will not receive any interest payments for the remaining term of the PROCEEDS. See “Description of the PROCEEDS—Interest” in this prospectus supplement.

### **The yield on the PROCEEDS may be lower than the yield on other debt securities of comparable maturity**

Even if payment on the PROCEEDS on the maturity date exceeds the principal amount of the PROCEEDS, this payment may represent a yield less than the yield you would have earned if you had bought a traditional interest bearing debt security of ML&Co. with the same stated maturity date.

### **A trading market for the PROCEEDS is not expected to develop and if trading does develop, the market price you may receive or be quoted for your PROCEEDS on a date prior to the stated maturity date will be affected by this and other important factors including our costs of developing, hedging and distributing the PROCEEDS**

The PROCEEDS will not be listed on any securities exchange and we do not expect a trading market for the PROCEEDS to develop. Although our affiliate MLPF&S has indicated that it currently expects to bid for PROCEEDS offered for sale to it by holders of the PROCEEDS, it is not required to do so and may cease making those bids at any time. The limited trading market for your PROCEEDS may affect the price that you receive for your PROCEEDS if you do not wish to hold your investment until the maturity date.

If MLPF&S makes a market in the PROCEEDS, the price it quotes would reflect any changes in market conditions and other relevant factors. In addition, the price, if any, at which you could sell your PROCEEDS in a secondary market transaction is expected to be affected by the factors that we considered in setting the economic terms of the PROCEEDS, namely the underwriting discount paid in respect of the PROCEEDS and other costs associated with the PROCEEDS, including compensation for developing and hedging the product. This quoted price could be higher or lower than the \$10 principal amount. Furthermore, there is no assurance that MLPF&S or any other party will be willing to buy the PROCEEDS. MLPF&S is not obligated to make a market in the PROCEEDS.

Assuming there is no change in the level of the Reference Index and no change in market conditions or any other relevant factors, the price, if any, at which MLPF&S or another purchaser might be willing to purchase your PROCEEDS in a secondary market transaction is expected to be lower than the \$10 principal amount. This is due to, among other things, the fact that the \$10 principal amount included, and secondary market prices are likely to exclude, underwriting discount paid with respect to, and the developing and hedging costs associated with, the PROCEEDS.

### **Ownership of the PROCEEDS does not entitle you to any rights with respect to any securities tracked by the Index Components**

You will not own or have any beneficial or other legal interest in, and will not be entitled to any rights with respect to, any of the Index Components or Value Line 30 Stocks.

### **Changes in our credit ratings may affect the value of the PROCEEDS**

Our credit ratings are an assessment of our ability to pay our obligations. Consequently, real or anticipated changes in our credit ratings may affect the trading value of the PROCEEDS. However, because your return on the PROCEEDS is dependent upon factors in addition to our ability to pay our obligations under the PROCEEDS, such as the percentage increase, if any, in the level of the Reference Index on the Valuation Date, an improvement in our credit ratings will not reduce the other investment risks related to the PROCEEDS.

### **An investment in the PROCEEDS will have tax consequences**

You should consider the tax consequences of investing in the PROCEEDS. See the section entitled “United States Federal Income Taxation” in this prospectus supplement.

## RISK FACTORS RELATING TO THE BASKET UNITS

### **Volatility of the markets may adversely affect the value of the Basket Units**

Movements in the value of the Value Line 30 Stocks and the relevant options in the Value Line 30 Basket tracked by the Basket Units may be volatile from quarter to quarter. High volatility of the Basket Units will increase the likelihood of larger allocation changes among the Index Components upon an Allocation Determination Event (as described in the section entitled “The Value Line 30 PROCEEDS Index, Series 2—Reallocation of the Hypothetical Funds tracked by the Reference Index—Allocation Determination Events” in this prospectus supplement). A rebalancing may result in reallocation from the Basket Units to the Zero Coupon Bond Units, thus reducing or eliminating the possibility of future increases in the level of the Reference Index. A rebalancing may also result in hypothetical selling or buying of Basket Units at a time when prices for those sales or purchases are unfavorable due to prevailing market conditions.

### **There may be delays between the determination of an Allocation Determination Event and reallocation of hypothetical funds which could affect the level of the Reference Index**

The Calculation Agent will determine whether an Allocation Determination Event has occurred and, if so, the Targeted Exposure at the beginning of an Index Business Day based on the values of the Reference Index, the Basket Units and the Cushion at the close of business on the previous Index Business Day, but any necessary reallocation will be effected at the close of business on the Index Business Day on which the occurrence of the Allocation Determination Event is determined. As a result:

- the Calculation Agent may determine that an Allocation Determination Event has occurred even if the values of the Reference Index, the Basket Units and the Cushion at the time the reallocation is effected would not result in an Allocation Determination Event;
- the Reference Index will be exposed to a greater extent to losses on the Basket Units between the determination of the occurrence of an Allocation Determination Event and the resulting reallocation than would be the case if a reallocation were effected immediately following determination of the Target Exposure;
- the Reference Index will not as fully participate in any appreciation of the Basket Units that occurs between the determination of the occurrence of an Allocation Determination Event and the resulting reallocation as it would if a reallocation were effected immediately following determination of the Targeted Exposure; and
- the Calculation Agent may effect a greater or lesser allocation of the level of the Reference Index to the Basket Units than otherwise would be required if the occurrence of an Allocation Determination Event were determined by the Calculation Agent at the end of that Index Business Day.

### **The valuation of hypothetical call options for purposes of determining the occurrence of an Allocation Determination Event will be different than the valuation of hypothetical call options for purposes of effecting a reallocation**

For purposes of determining the occurrence of an Allocation Determination Event, the value of hypothetical call options in the Value Line 30 Basket will be determined using mid-market implied volatility (or the arithmetic mean of bid-side and offered-side implied volatility). However, reallocations will be effected through:

- deemed purchases of Basket Units at prices that reflect the value of call options determined using bid-side implied volatility, which will result in Basket Units being purchased at a higher price than will be subsequently reflected in the level of the Reference Index; and
- deemed sales of Basket Units at prices that reflect the value of call options determined using offered-side implied volatility, which will result in Basket Units being sold at a price lower than was previously reflected in the level of the Reference Index.

As a result, the level of the Reference Index will be reduced following each reallocation. See “Description of the Value Line 30 Basket—Hypothetical Call Options—Valuation of Call Options” in this prospectus supplement.

---

## [Table of Contents](#)

### **The appreciation of the Value Line 30 Basket will be capped due to the “covered call” strategy**

Because the exercise price of each hypothetical call option limits the portion of any appreciation in the value of each Value Line 30 Stock to the amount by which the exercise price exceeds the price of the related stock at the time the call option is priced, the Value Line 30 Basket will not as fully participate in the appreciation of the Value Line 30 Stocks as would a direct investment in those stocks. If the value of a Value Line 30 Stock increases by an amount greater than the amount by which the exercise price exceeds the price of that stock at the time the call option is priced, the value of the Value Line 30 Basket will be less than it would be if it reflected a direct investment in that stock.

### **The use of Basket Unit Income to make interest payments will reduce the value of the Basket Units at the end of each quarterly calculation period and may cause an Allocation Determination Event**

The value of Basket Unit Income will be removed from the value of the Value Line 30 Basket on the last day of each quarterly calculation period. The deduction of the value of the Basket Unit Income will reduce the value of the Basket Units and may cause an Allocation Determination Event in which the allocation of the hypothetical funds to the Basket Units is reduced, even if the prices of any of the Value Line 30 Stocks have not fallen. This Allocation Determination Event may reduce the allocation of the Reference Index to the Basket Units, possibly to zero, in which case it would remain at zero for the remaining term of the PROCEEDS. See “—Risk Factors Relating to the PROCEEDS and the Reference Index—Less than 100%, and possibly none, of the hypothetical funds tracked by the Reference Index may be allocated to the Basket Units” above.

### **The ability of the Calculation Agent to effect a reallocation upon a 10% decline in the value of the S&P 500 Index or the Nasdaq-100 Index may not prevent significant losses in the value of the Basket Units**

If at any time during any Index Business Day the level of the S&P 500 Index or the Nasdaq-100 Index declines from its closing level on the previous Index Business Day by 10% or more, the Calculation Agent, as soon as reasonably practicable, will determine the Targeted Exposure and reallocate the hypothetical funds tracked by the Reference Index among the Index Components so that the percentage of the Reference Index hypothetically invested in the Basket Units is as close as is reasonably practicable to the Targeted Exposure. However, the ability of the Calculation Agent to effect this reallocation may not prevent losses in the value of the Basket Units because of potential delays in effecting the reallocation pursuant to the formula under the market conditions at that time.

In addition, the Value Line 30 Basket does not include all of the stocks in the S&P 500 Index and the Nasdaq-100 Index. As a result, the Value Line 30 Basket (and therefore the Basket Units) may decline at a faster rate than the S&P 500 Index or the Nasdaq-100 Index, resulting in a decline in the value of the Basket Units in excess of 10% before the implementation of a reallocation during that Index Business Day. In addition, the value of the Basket Units may decline by more than 10% during an Index Business Day even though the S&P 500 Index or the Nasdaq-100 Index does not decline by 10% or more during that day. In these circumstances, the Calculation Agent will not determine whether an Allocation Determination Event has occurred until the following Index Business Day and will not effect any reallocation until the close of business on that following Index Business Day.

### **The use of leverage may increase the risk of loss in the value of the Basket Units**

If the Index Components include Leverage Units, your PROCEEDS will be exposed to a greater degree of leverage than that represented by Basket Units alone. Accordingly, a small downward movement in the value of the Basket Units may result in a significantly larger reduction in the Reference Index.



## DESCRIPTION OF THE PROCEEDS

ML&Co. will issue the PROCEEDS as a series of senior debt securities under the 1983 Indenture, which is more fully described in the accompanying prospectus. The PROCEEDS will mature on January 4, 2011.

The PROCEEDS will not be subject to redemption by ML&Co. or at the option of any holder of the PROCEEDS before the maturity date.

ML&Co. will issue the PROCEEDS in denominations of whole units, each with a principal amount of \$10 per unit. You may transfer the PROCEEDS only in whole units. You will not have the right to receive physical certificates evidencing your ownership except under limited circumstances. Instead, we will issue the PROCEEDS in the form of a global certificate, which will be held by The Depository Trust Company, also known as DTC, or its nominee. Direct and indirect participants in DTC will record your ownership of the PROCEEDS. You should refer to the section entitled “Description of the Debt Securities—Depository” in the accompanying prospectus.

The PROCEEDS will not have the benefit of any sinking fund.

### Payment on the maturity date

On the maturity date, a holder of a PROCEEDS will be entitled to receive the principal amount of, in addition to any interest payment due on, that PROCEEDS plus a Supplemental Redemption Amount, if any, all as provided below. If the Ending Value does not exceed the Threshold Value, a holder will be entitled to receive only the principal amount, in addition to any interest payment due, of the PROCEEDS.

The “Supplemental Redemption Amount” for a PROCEEDS will be determined by the Calculation Agent and will equal:

$$\text{principal amount of each PROCEEDS (\$10 per unit) x } \left( \frac{\text{Ending Value} - \text{Threshold Value}}{\text{Threshold Value}} \right)$$

*provided, however*, that in no event will the Supplemental Redemption Amount be less than zero.

The “Ending Value” will be determined by the Calculation Agent and will equal the closing level of the Reference Index determined on the Valuation Date.

The “Threshold Value” equals 100.

The “Starting Value” was set to 97 on December 29, 2005, the date the PROCEEDS were priced for initial sale to the public (the “Pricing Date”).

Because the Starting Value was set to 97, which is less than the Threshold Value, we will pay you a Supplemental Redemption Amount only if the Ending Value is 3.1% greater than the Starting Value on the Valuation Date. If the Ending Value is less than or equal to the Threshold Value, the Supplemental Redemption Amount will be zero. We will pay you the principal amount of your PROCEEDS, in addition to any interest payment due, regardless of whether any Supplemental Redemption Amount is payable.

The “Valuation Date” will be the seventh scheduled Index Business Day before the maturity date, or if that day is not an Index Business Day, the next Index Business Day; *provided, however*, that if no Index Business Days occur between the seventh scheduled Index Business Day before the maturity date and the second scheduled Index Business Day before the maturity date, the Valuation Date will be the second scheduled Index Business Day before the maturity date, regardless of the occurrence of a Market Disruption Event.

An “**Index Business Day**” means a day, as determined by the Calculation Agent, on which securities comprising more than 80% of the value of the Value Line 30 Basket on that day are capable of being traded on their relevant exchanges during the one-half hour before the determination of the closing level of the Reference Index for that day.

---

## Table of Contents

### **Interest**

The interest payable on the PROCEEDS will vary and may be zero. We will pay interest, if any, in cash quarterly on the third scheduled Banking Business Day following each Commencement Date and on the maturity date. A “Commencement Date” is the third Friday of each February, May, August and November, beginning February 17, 2006. A “**Business Day**” means any day on which the New York Stock Exchange (the “NYSE”), the American Stock Exchange (the “AMEX”) and The Nasdaq Stock Market (the “Nasdaq”) are open for trading. A “**Banking Business Day**” means any day other than a Saturday or Sunday that is not a day on which banking institutions in The City of New York are authorized or required by law, regulation or executive order to close.

The interest payments, if any, on the PROCEEDS will depend on the income, if any, deemed to be derived from the Basket Units held in the Reference Index over each quarterly calculation period, and the level of the Reference Index at the end of that period as described in the next paragraph. This hypothetical income from the Basket Units (the “Basket Unit Income”) will be based on the cash dividends in respect of the Value Line 30 Stocks and the value of premiums in respect of call options on those stocks. See “Description of the Value Line 30 Basket—Calculation of the Value of the Value Line 30 Basket” in this prospectus supplement. The Zero Coupon Bond Units and the Leverage Units will not produce hypothetical income for purposes of the interest payments on the PROCEEDS.

The interest payment on the PROCEEDS, if any, for any quarterly calculation period will be based on figures determined on the last Index Business Day of the quarterly period and will equal:

$$\text{Number of Basket Units} \times \text{Adjusted Quarterly Income}$$

*provided* the Calculation Agent determines that the level of the Reference Index (less any Basket Unit Income) is greater than 105% of the Floor Level at the close of business on the last day of any quarterly calculation period, except the last quarterly calculation period before the maturity date, for which any interest payment will be paid in addition to the Supplemental Redemption Amount. For a description of how the Adjusted Quarterly Income is calculated, see “Description of the Value Line 30 Basket—Calculation of the Value of the Value Line 30 Basket” in this prospectus supplement.

Interest will be calculated from, and including, each Commencement Date to, but excluding, the next Commencement Date, provided that the initial quarterly calculation period will commence on, and include, January 4, 2006 and the final quarterly calculation period will extend to, and include, the Valuation Date. No interest will accrue on the PROCEEDS after the Valuation Date. The interest payment date related to any quarterly calculation period with respect to which interest is paid will be the interest payment date following the last day of the applicable quarterly calculation period or, with respect to the final quarterly calculation period, the stated maturity date. The Calculation Agent will notify the indenture trustee of the amount of interest payable on or before the second Banking Business Day immediately following the last day of the applicable quarterly calculation period. Interest will be payable to the persons in whose names the PROCEEDS are registered at the close of business on the Banking Business Day succeeding the last day of the applicable quarterly calculation period.

As described above, the interest, if any, on the PROCEEDS will depend on the allocation of the hypothetical funds to the Basket Units and on the Basket Unit Income. However, if at the close of business on the last day of any quarterly calculation period (except the last quarterly calculation period before the maturity date), the Calculation Agent determines that the level of the Reference Index (less any Basket Unit Income) is less than 105% of the Floor Level, the Calculation Agent will be deemed to reinvest the value of any Basket Unit Income relating to that quarterly calculation period in the Basket Units at the close of business on the first Index Business Day of the next quarterly calculation period (by increasing the number of Basket Units included in the Reference Index) and no interest will be payable on the PROCEEDS on the interest payment date relating to that quarterly calculation period. See “The Value Line 30 PROCEEDS Index, Series 2—Calculation of The Reference Index—Reinvestment of the Basket Unit Income” in this prospectus supplement.

---

## Table of Contents

If the amount allocated to the Basket Units is zero at any time during the term of the PROCEEDS (either following an Allocation Determination Event or a Defeasance Event), it will remain zero for the remaining term of the PROCEEDS and no interest will be paid for the remaining term of the PROCEEDS. See “Risk Factors—Risk Factors Relating to the PROCEEDS and the Reference Index—Less than 100%, and possibly none, of the hypothetical funds tracked by the Reference Index may be allocated to the Basket Units” in this prospectus supplement.

### **Adjustments to the Reference Index; Market Disruption Events**

If the value (including a closing value) of any component of the Reference Index is unavailable on any date because of a Market Disruption Event or otherwise, unless deferred by the Calculation Agent as described below, the Calculation Agent will determine the value of each Index Component for which no value is available as follows:

- the value of any Value Line 30 Stock for which no value is available will be the arithmetic mean, as determined by the Calculation Agent, of the value of that stock obtained from as many dealers in equity securities (which may include MLPF&S or any of our other subsidiaries or affiliates), but not exceeding three of those dealers, as will make that value available to the Calculation Agent;
- the value of any hypothetical call option related to a Value Line 30 Stock for which no value is available will be the arithmetic mean, as determined by the Calculation Agent, of the offer prices of that option obtained from as many dealers in options (which may include MLPF&S or any of our other subsidiaries or affiliates), but not exceeding three of those dealers, as will make that value available to the Calculation Agent;
- the value of the Zero Coupon Bond Units will be the arithmetic mean, as determined by the Calculation Agent, of the value of the hypothetical bond tracked by the Zero Coupon Bond Units obtained from as many dealers in fixed-income securities (which may include MLPF&S or any of our other subsidiaries or affiliates), but not exceeding three of those dealers, as will make that value available to the Calculation Agent; and
- the value, if any, of the Leverage Units will be calculated as described in the section entitled “The Value Line 30 PROCEEDS Index, Series 2” in this prospectus supplement.

The Calculation Agent will use the value of the Value Line 30 Stocks and the related hypothetical call options to determine the value of the Basket Units. The Calculation Agent will then calculate the level of the Reference Index and, if earlier than the Valuation Date, will determine whether an Allocation Determination Event has occurred. If the Calculation Agent determines that an Allocation Determination Event has occurred, it will reallocate the hypothetical funds tracked by the Reference Index as described in the section entitled “The Value Line 30 PROCEEDS Index, Series 2—Reallocation of the Hypothetical Funds tracked by the Reference Index” in this prospectus supplement.

The determination of any of the above values or of an Allocation Determination Event by the Calculation Agent in the event any of those values is unavailable may be deferred by the Calculation Agent for up to ten consecutive Business Days on which Market Disruption Events are occurring. Following this period, the Calculation Agent will determine the relevant values in consultation with ML&Co. No reallocation of the level of the Reference Index will occur on any day the determination of any of the above values is so deferred.

“**Market Disruption Event**” means either of the following events as determined by the Calculation Agent:

- (A) the suspension of or material limitation on trading for more than two hours of trading, or during the one-half hour period preceding the close of trading, on the applicable exchange (without taking into

---

## Table of Contents

account any extended or after-hours trading session), in 20% or more of the stocks which then comprise the Value Line 30 Basket; or

- (B) the suspension of or material limitation on trading, in each case, for more than two hours of trading, or during the one-half hour period preceding the close of trading, on the applicable exchange (without taking into account any extended or after-hours trading session), whether by reason of movements in price otherwise exceeding levels permitted by the relevant exchange or otherwise, in option contracts or futures contracts related to 20% or more of the stocks which are then included in the Value Line 30 Basket.

For the purpose of determining whether a Market Disruption Event has occurred:

- (1) a limitation on the hours in a trading day and/or number of days of trading will not constitute a Market Disruption Event if it results from an announced change in the regular business hours of the applicable exchange;
- (2) a limitation on trading imposed during the course of a day by reason of movements in price otherwise exceeding levels permitted by the applicable exchange will constitute a Market Disruption Event;
- (3) a decision to permanently discontinue trading in the relevant futures, or option contracts related to the Reference Index, or any successor index, will not constitute a Market Disruption Event;
- (4) a suspension in trading in a futures or option contract on a stock which is then included in the Value Line 30 Basket by a major securities market by reason of (a) a price change violating limits set by that securities market, (b) an imbalance of orders relating to those contracts or (c) a disparity in bid and ask quotes relating to those contracts will constitute a suspension or material limitation of trading in futures or option contracts related to that stock;
- (5) an absence of trading on the applicable exchange will not include any time when that exchange is closed for trading under ordinary circumstance; and
- (6) for the purpose of clause (A) above, any limitations on trading during significant market fluctuations under NYSE Rule 80B, or any applicable rule or regulation enacted or promulgated by the NYSE or any other self regulatory organization or the Securities and Exchange Commission of similar scope as determined by the calculation agent, will be considered “material”.

As a result of terrorist attacks the financial markets were closed from September 11, 2001 through September 14, 2001 and values of the Reference Index would not have been available for those dates. Those market closures would have constituted Market Disruption Events. The occurrence of a Market Disruption Event could affect the calculation of the payment you may receive on the maturity date. See the section entitled “—Payment on the maturity date” above.

All determinations made by the Calculation Agent are to be made in good faith and in a commercially reasonable manner and, absent a determination of a manifest error, will be conclusive for all purposes and binding on ML&Co. and the holders and beneficial owners of the PROCEEDS.

### **Events of Default and Acceleration**

In case an Event of Default (as described under “Description of Debt Securities—Events of Default” in the accompanying prospectus) with respect to any PROCEEDS has occurred and is continuing, the amount payable to a holder of a PROCEEDS upon any acceleration permitted by the PROCEEDS, with respect to each PROCEEDS, will be equal to the principal amount and the Supplemental Redemption Amount, if any, calculated as though the date of acceleration were the stated maturity date of the PROCEEDS, *provided, however*, the Index Adjustment Factor will be applied to the values used to calculate the Supplemental Redemption Amount as if the

---

[Table of Contents](#)

PROCEEDS had not been accelerated and had remained outstanding to the stated maturity date. See “—Payment on the maturity date” in this prospectus supplement. If a bankruptcy proceeding is commenced in respect of ML&Co., the claim of the holder of a PROCEEDS may be limited, under Section 502(b)(2) of Title 11 of the United States Code, to the principal amount of the PROCEEDS plus an additional amount of contingent interest calculated as though the date of the commencement of the proceeding were the stated maturity date of the PROCEEDS.

In case of default in payment of the PROCEEDS, whether on an interest payment date, the stated maturity date or upon acceleration, from and after that date the PROCEEDS will bear interest, payable upon demand of their holders, at the rate of 2.25% per annum, to the extent that payment of any interest is legally enforceable on the unpaid amount due and payable on that date in accordance with the terms of the PROCEEDS to the date payment of that amount has been made or duly provided for.

## FEES, DEDUCTIONS AND CHARGES

Your return on the PROCEEDS will reflect the deduction of the following costs over the term of the PROCEEDS:

*Index Adjustment Factor.* The level of the Reference Index will reflect a 1.15% per annum reduction (the “Index Adjustment Factor”) that will be applied and accrue daily on the daily closing level of the Reference Index to the benefit of the Calculation Agent on the basis of a 365-day year from the date the PROCEEDS are issued to the public through the Valuation Date. The Index Adjustment Factor will remain at 1.15% per annum for as long as any hypothetical funds are allocated to Basket Units. If at any time the allocation of hypothetical funds to the Basket Units is zero, the Index Adjustment Factor will not apply.

*Daily Leverage Charge.* To the extent that the hypothetical investment in the Basket Units is leveraged (i.e., increased with hypothetical borrowed funds) through the use of Leverage Units, the number of Leverage Units will be increased daily by an amount equal to the interest expense deemed to have been incurred on those borrowed funds (the “Daily Leverage Charge”). The Daily Leverage Charge will equal the number of Leverage Units outstanding on the applicable day multiplied by the Federal Funds rate on the applicable day plus 0.5%, divided by 360. This deemed interest expense will reduce the level of the Reference Index on each day that the Reference Index includes Leverage Units.

“Federal Funds rate” means:

- (1) the rate on any day for United States dollar federal funds as published in H.15(519) under the caption “Federal Funds (Effective)” and displayed on Bloomberg or any successor service on page FEDL or any other page as may replace page FEDL on that service (“Bloomberg Page FEDL”); or
- (2) if the rate referred to in clause (1) does not appear on Bloomberg Page FEDL or is not published by 3:00 P.M., New York City time, on the relevant date, the rate on that date for United States dollar federal funds as published in H.15 Daily Update, or other recognized electronic source used for the purpose of displaying the applicable rate, under the caption “Federal Funds (Effective)”;
- (3) if the rate referred to in clause (2) is not published by 3:00 P.M., New York City time, on the relevant date, the rate on that date calculated by the Calculation Agent as the arithmetic mean of the rates for the last transaction in overnight United States dollar federal funds arranged by three leading brokers of United States dollar federal funds transactions in The City of New York, which may include MLPF&S or its affiliates, selected by the Calculation Agent as of 9:00 A.M., New York City time, on that date; or
- (4) if the brokers selected by the Calculation Agent are not quoting as mentioned in clause (3), the Federal Funds rate in effect on that date.

*Implicit Sales Charge.* An implicit sales charge is paid to MLPF&S upon the purchase of the PROCEEDS because the Starting Value was set to 97, while the Threshold Value equals 100. In order for you to receive a Supplemental Redemption Amount on the maturity date, the Ending Value must exceed the Threshold Value on the Valuation Date. Therefore, the level of the Reference Index must increase by more than 3.1% for you to receive an amount in excess of \$10 per unit of the PROCEEDS. This is analogous to paying an up front sales charge of 3% per unit of the PROCEEDS.

*Basket Adjustment Factor.* The Calculation Agent will deduct the Basket Adjustment Factor from the closing value of the Value Line 30 Basket, thereby reducing the value of the Basket Units. Because the level of the Reference Index is based in part on the value of the Basket Units, the Basket Adjustment Factor will reduce the level of the Reference Index. The Basket Adjustment Factor will equal a pro rata amount equal to 1.15% per annum of the daily value of the Value Line 30 Basket at the

---

[Table of Contents](#)

end of the previous day accrued daily on the basis of a 365-day year and will be subtracted from the Basket Unit Income at the end of each day prior to effecting any reallocation that day; *provided, however*, the value of the Basket Adjustment Factor for any quarterly calculation period will not exceed the value of the Basket Unit Income for that quarterly calculation period. The hypothetical value of the Basket Adjustment Factor will accrue to the benefit of the Calculation Agent, of which .15% will be paid to Value Line, as the sponsor of the Value Line Timeliness rankings. Because the Basket Adjustment Factor reduces the value of the Value Line 30 Basket, the return on an investment in the “covered call” strategy represented by the Value Line 30 Basket, and therefore the Reference Index and the PROCEEDS, will be less than a return on a “covered call” strategy on the Value Line 30 Basket that did not include the Basket Adjustment Factor.

## THE VALUE LINE 30 PROCEEDS INDEX, SERIES 2

The Value Line 30 PROCEEDS Index, Series 2 is a composite index that will track the performance of hypothetical investments in two assets, the Basket Units and the Zero Coupon Bond Units, and one liability, the Leverage Units. Provided that a Defeasance Event does not occur, the amount of hypothetical funds allocated to each of the Index Components is expected to vary over the term of the PROCEEDS. The Calculation Agent will adjust the allocations systematically using the Reference Index formula, which is described below under “—Reallocation of the Hypothetical Funds tracked by the Reference Index”, that systematically shifts hypothetical funds among the Index Components based on the performance of the Basket Units, prevailing interest rates and market conditions. The formula will cause the allocations of hypothetical funds to vary over the term of the PROCEEDS in order to participate in any appreciation of the Basket Units, but only to the extent consistent with the objective that the Reference Index level is at least 100 on the scheduled Valuation Date. As a result, the performance of the Reference Index may differ significantly from the performance of each of the Index Components.

The Index Components are defined as follows:

Each “Basket Unit” will track the value of an initial US\$100 hypothetical investment in the Value Line 30 Basket. The “Value Line 30 Basket” is a hypothetical investment in a “covered call” strategy in which (i) the Value Line 30 Stocks are deemed to be purchased, and (ii) call options are deemed to be sold, on a quarterly basis for a three month term, with respect to the Value Line 30 Stocks. The Value Line 30 Stocks, 30 stocks selected from the 100 highest ranking stocks in the Value Line Timeliness ranking, will be determined and reconstituted quarterly by the Calculation Agent based upon the criteria described in the section entitled “Description of the Value Line 30 Basket—Determination of the Value Line 30 Stocks” in this prospectus supplement. The hypothetical income on each Basket Unit will equal a pro rata share of the Basket Unit Income on the Value Line 30 Basket.

Each “Zero Coupon Bond Unit” will track the value of a US\$100 face value hypothetical investment in a hypothetical zero coupon bond maturing on the scheduled Valuation Date with a yield equal to the applicable zero coupon yield based upon USD swap rates as published on Bloomberg Page EDS. The applicable zero coupon yield will be estimated from the USD swap rate yields corresponding to the published maturities closest in time to the scheduled Valuation Date. The Calculation Agent may, when necessary, estimate the applicable zero coupon yield by interpolating the appropriate USD swap rate yields based on those published maturities. The Zero Coupon Bond Units will not yield any return after the scheduled Valuation Date.

Each “Leverage Unit” will track the value of US\$1 of hypothetical borrowings used to increase the exposure to the Basket Units. To the extent that exposure to the Basket Units is leveraged (i.e., increased with borrowed funds) through the use of Leverage Units, the number of Leverage Units will be increased daily by an amount equal to the Daily Leverage Charge. The Daily Leverage Charge will reduce the level of the Reference Index.

The PROCEEDS are debt securities of ML&Co. An investment in the PROCEEDS does not entitle you to any dividends, voting rights, option premiums or any other ownership interest in the securities included in the Reference Index.

The initial allocations of hypothetical funds to the Index Components as set on the Pricing Date were 94.27% in Basket Units, 5.73% in Zero Coupon Bond Units and 0% in Leverage Units. We expect the allocations among the Index Components to change upon an Allocation Determination Event, as described below. The formula will not allocate more than 150% of the hypothetical funds to the Basket Units. The relative allocations among each Index Component will be determined by the formula described herein and calculated by the Calculation Agent.



---

## [Table of Contents](#)

### **Defeasance Events**

A “Defeasance Event” will have been deemed to have occurred if the Cushion is less than 1% on any Index Business Day. Upon the occurrence of a Defeasance Event, no hypothetical funds will be allocated to the Basket Units for the remaining term of the PROCEEDS. This means that, while a holder of Basket Units would benefit from a subsequent increase in the value of the Basket Units, a holder of PROCEEDS would not.

If, at the time of a Defeasance Event, the amount resulting from the hypothetical sale of the Basket Units added to the value of the Zero Coupon Bond Units in the Reference Index is greater than the Floor Level, then that excess amount will be allocated in Zero Coupon Bond Units and the Reference Index will track the value of one Zero Coupon Bond Unit plus this additional excess amount for the remaining term of the PROCEEDS. If the amount resulting from the hypothetical sale of the Basket Units added to the value of the Zero Coupon Bond Units in the Reference Index is equal to or less than the Floor Level, then the Reference Index will track the value of one Zero Coupon Bond Unit for the remaining term of the PROCEEDS.

Because the amount of the interest payments on the PROCEEDS will depend on the performance of the Basket Units in the Reference Index, no interest will be paid for the remaining term of the PROCEEDS after the occurrence of a Defeasance Event. In addition, the Reference Index will not participate in any subsequent increase in the value of the Basket Units and your payment on the maturity date will be limited to the \$10 principal amount per unit (except as described in the first sentence of the immediately preceding paragraph).

### **Calculation of the Reference Index**

The daily closing values of the Reference Index, the Basket Units and the Zero Coupon Bond Units will be published on each Business Day on Reuters Page MEREDUS15 (or any successor page for the purpose of displaying those closing values as identified by the Calculation Agent) and will be the respective values determined as of 4:00 p.m. (New York City time) on each Business Day.

The level of the Reference Index and the daily closing values of each of the Index Components will be calculated by the Calculation Agent. The level of the Reference Index was set to 97 on the Pricing Date, with 94.27% of the hypothetical funds allocated to the Basket Units, 5.73% of the hypothetical funds allocated to the Zero Coupon Bond Units and 0% of the hypothetical funds allocated to the Leverage Units. Thereafter, the level of the Reference Index on any Business Day will equal the sum of the closing value of the Basket Units in the Reference Index and the value of the Zero Coupon Bond Units in the Reference Index, less the value of Leverage Units representing hypothetical borrowed funds outstanding and reduced by a pro rata portion of the Index Adjustment Factor.

In addition, the level of the Reference Index will include the value of the Basket Unit Income, if any, if that income is to be hypothetically reinvested in the Basket Units at the close of business on the first Index Business Day of the next quarterly calculation period, as described below under “—Reinvestment of the Basket Unit Income”.

The level of the Reference Index on any day that is not an Index Business Day will equal the level of the Reference Index on the previous day minus the Index Adjustment Factor and the Daily Leverage Charge for that day regardless of any changes in the values of the Value Line 30 Basket on that day.

### **Reinvestment of the Basket Unit Income**

At the close of business on the last day of each quarterly calculation period (except for the last quarterly calculation period before the maturity date) and after effecting any reallocation for that day, the Calculation Agent will determine the Basket Unit Income. If, at that time, the level of the Reference Index (less any Basket Unit Income) is less than 105% of the Floor Level, then the interest payment on the PROCEEDS for that quarterly period will be zero. Under these circumstances, the Calculation Agent will be deemed to hypothetically reinvest the Basket Unit Income at the close of business on the first Index Business Day of the next quarterly calculation period in additional Basket Units at a price per unit that does not include that Basket Unit Income (calculated as described under “Description of the Value Line 30 Basket—Calculation of the Value Line 30 Basket”).

---

## [Table of Contents](#)

### Reallocation of the hypothetical funds tracked by the Reference Index

After the Pricing Date, the allocation of the hypothetical funds tracked by the Reference Index to the Basket Units and the Zero Coupon Bond Units will be modified if an Allocation Determination Event occurs. Reallocations of the hypothetical funds are designed to allow participation in any appreciation in the value of the Basket Units, but only to the extent consistent with the objective that the level of the Reference Index is at least 100 on the scheduled Valuation Date and will be effected through the hypothetical purchase and sale of Basket Units and Zero Coupon Bond Units. Reallocations of the hypothetical funds may involve the hypothetical purchase and sale of fractional Basket Units and fractional Zero Coupon Bond Units.

#### *Allocation Determination Events*

An “Allocation Determination Event” will occur and a reallocation will be effected if the absolute value of the difference in (i) the closing value of the Basket Units in the Reference Index divided by the closing level of the Reference Index on any Index Business Day and (ii) the Targeted Exposure is greater than 5% of the Targeted Exposure. In general, the Targeted Exposure may increase following increases in the value of the Basket Units or decreases in the Floor Level (due to interest rate increases). Using Leverage Units, the Targeted Exposure may equal up to 150% (the “Maximum Leverage”). In general, the Targeted Exposure may decrease following decreases in the value of the Value Line 30 Basket or increases in the Floor Level (due to interest rate decreases).

The target allocation of hypothetical funds tracked by the Reference Index to the Basket Units (the “Targeted Exposure”) upon the occurrence of an Allocation Determination Event will depend on the last available closing level of the Reference Index (the “Last Value”), the Floor Level and the Trading Multiple, and is subject to the Maximum Leverage.

The Targeted Exposure will equal:

$$\text{Cushion} \times \text{Trading Multiple},$$

*provided*, the Targeted Exposure will not exceed 150%.

The “Cushion” equals:  $(\text{Last Value} - \text{Floor Level}) / \text{Last Value}$ ; provided, however, that in no instance will the Cushion be less than zero.

The “Floor Level” for any date will equal the value of a hypothetical zero coupon bond maturing on the scheduled Valuation Date with a yield equal to the applicable zero coupon yield based upon USD swap rates, plus the Fee Protection Factor, if any.

The “Trading Multiple” is set at 5.

The “Fee Protection Factor” will increase the Floor Level when the then current value of the Zero Coupon Bond Units (“ZCBU Value”) equals 90% or more of the Last Value. In that case, the Floor Level will be increased upon the occurrence of an Allocation Determination Event by an amount equal to:

$$.20 \times \text{the number of years to the maturity date} \times \text{Zero Coupon Bond Unit Contribution}$$

where the number of years to the maturity date allows for fractional years and the “Zero Coupon Bond Unit Contribution” equals:

$$\left( 10\% - \left( \frac{\text{Last Value} - \text{ZCBU Value}}{\text{Last Value}} \right) \right) \div 9\%$$

*provided, however*, that in no instance will the Zero Coupon Bond Unit Contribution be less than zero or greater than one.

---

## **Table of Contents**

The effect of the Fee Protection Factor is to decrease the Targeted Exposure when the level of the Reference Index is equal to or less than 10% greater than the value of the Zero Coupon Bond Units upon the occurrence of an Allocation Determination Event. This, in turn, will increase the allocation of hypothetical funds to the Zero Coupon Bond Units so that the level of the Reference Index should equal at least 100 on the scheduled Valuation Date, inclusive of all fees, deductions and charges described under “Fees, Deductions and Charges” in this prospectus supplement.

The Calculation Agent will determine whether an Allocation Determination Event has occurred at the beginning of each Index Business Day up to and including the Valuation Date. For purposes of determining an Allocation Determination Event, the value of hypothetical call options in the Value Line 30 Basket will be determined using mid-market implied volatility (or the arithmetic mean of bid-side and offered-side implied volatility). See “Description of the Value Line 30 Basket—Hypothetical Call Options—Valuation of Hypothetical Call Options” in this prospectus supplement.

The Calculation Agent may defer the determination of the values of the Basket Units and the Zero Coupon Bond Units for up to ten consecutive Business Days on which Market Disruption Events are occurring. Following this deferral period, the Calculation Agent will determine the values of the Basket Units and the Zero Coupon Bond Units. No reallocation of the hypothetical funds tracked by the Reference Index will occur on any day the determination of the value of the Basket Units and the Zero Coupon Bond Units is deferred by the Calculation Agent.

If the Calculation Agent determines that an Allocation Determination Event has occurred, the Calculation Agent will determine the Targeted Exposure, or the percentage of the hypothetical funds that must be allocated to the Basket Units pursuant to the formula. The Targeted Exposure will be determined on the basis of values at the close of business on the previous Index Business Day. At the close of business on the Index Business Day on which an Allocation Determination Event has occurred, the Calculation Agent will reallocate the hypothetical funds.

The Targeted Exposure cannot be greater than 150% or less than 0%. If the Targeted Exposure is greater than 100%, the hypothetical borrowed funds necessary to make the hypothetical investment in the Basket Units in excess of 100% of the level of the Reference Index will be obtained through the allocation to the Leverage Units.

### ***Reallocation procedures***

Reallocations may involve hypothetical sales and purchases of Basket Units and Zero Coupon Bond Units. The number of Basket Units to be hypothetically sold or purchased will be determined by the Calculation Agent at the beginning of each Index Business Day on which the Calculation Agent has determined that an Allocation Determination Event has occurred. However, those hypothetical sales or purchases will be effected at the values (as determined by the Calculation Agent) of Basket Units and Zero Coupon Bond Units at the close of business on the date of reallocation. Any reallocation on the last day of any quarterly calculation period will be effected through the hypothetical purchase or sale of Basket Units at a price that includes the Basket Unit Income for that quarterly calculation period. Hypothetical purchases of Basket Units will be made at prices that reflect the value of call options determined using bid-side implied volatility and hypothetical sales of Basket Units will be made at prices that reflect the value of call options determined using offered-side implied volatility. See “Risk Factors—Risk Factors Relating to the Basket Units—The valuation of hypothetical call options for purposes of determining the occurrence of an Allocation Determination Event will be different than the valuation of hypothetical call options for purposes of effecting a reallocation” and “Description of the Value Line 30 Basket—Hypothetical Call Options—Valuation of Hypothetical Call Options” in this prospectus supplement.

If the reallocation results in an increased percentage of hypothetical funds tracked by the Reference Index allocated to the Basket Units, the reallocation will involve the hypothetical sale of Zero Coupon Bond

---

## Table of Contents

Units and the hypothetical purchase of Basket Units with the hypothetical proceeds of the sale. Any purchase of Basket Units that cannot be effected through the sale of Zero Coupon Bond Units will be effected using the Leverage Units. The Leverage Units will be increased by the amount necessary to purchase the Basket Units, subject to the Maximum Leverage.

The hypothetical sale of Zero Coupon Bond Units will be made at prices that reflect the value of zero coupon bonds determined using relevant offered-side swap rates. The hypothetical purchase of Zero Coupon Bond Units will be made at prices that reflect the value of zero coupon bonds determined using relevant bid-side swap rates.

If the reallocation results in a decreased percentage of hypothetical funds tracked by the Reference Index allocated to the Basket Units, the reallocation will involve the hypothetical sale of Basket Units. The hypothetical proceeds of this sale will be used first to reduce any allocation to the Leverage Units to zero and then to make hypothetical purchases of Zero Coupon Bond Units.

The number of Basket Units and Zero Coupon Bond Units in the Reference Index will then be adjusted to reflect the units hypothetically sold or purchased as a result of the reallocation.

The Calculation Agent will determine whether an Allocation Determination Event has occurred and, if so, the Targeted Exposure based on the values of the Reference Index, the Basket Units and the Floor Level at the close of business on the previous Index Business Day and any necessary reallocation will be effected at the close of business on the Index Business Day on which the occurrence of the Allocation Determination Event is determined. As a result:

- the Calculation Agent may determine that an Allocation Determination Event has occurred even if the values of the Reference Index, the Value Line 30 Basket and the Floor Level at the time the reallocation is effected would not result in an Allocation Determination Event;
- the Reference Index will be exposed to a greater extent to losses on the Basket Units between the determination of the occurrence of an Allocation Determination Event and the resulting reallocation than would be the case if a reallocation were effected immediately following determination of the Targeted Exposure;
- the Reference Index may not participate as fully in any appreciation of the Basket Units that occurs between the determination of the occurrence of an Allocation Determination Event and the resulting reallocation as it would if the reallocation were effected immediately following determination of the Targeted Exposure; and
- the Calculation Agent may effect a greater or lesser allocation to the Basket Units than otherwise would be required if the occurrence of an Allocation Determination Event were determined by the Calculation Agent at the end of that Index Business Day.

See “Risk Factors—Risk Factors Relating to the PROCEEDS and the Reference Index—There may be delays between the determination of an Allocation Determination Event and reallocation of hypothetical funds which could affect the level of the Reference Index” in this prospectus supplement.

### ***Reallocation upon the occurrence of Defeasance Events***

Upon the occurrence of a Defeasance Event, no hypothetical funds will be allocated to the Basket Units for the remaining term of the PROCEEDS, even if at the close of business on that Index Business Day the value of the Cushion is greater than 1%.

If the amount allocated to the Basket Units falls to zero at any time, it will remain zero for the remaining term of the PROCEEDS and the reallocation procedures described in this section will no longer apply. If the value of the Basket Units subsequently increases, the Reference Index will not participate in that increase. See “Risk Factors—Risk Factors Relating to the PROCEEDS and the Reference Index—The performance of the Basket Units may exceed the performance of the Reference Index” in this prospectus supplement.

## Table of Contents

### *Reallocation following a 10% decline in the value of the S&P 500 Index or the Nasdaq-100 Index*

If at any time during any Business Day the value of the S&P 500 Index or the Nasdaq-100 Index has declined from its closing value on the previous Business Day by 10% or more, the Calculation Agent, as soon as reasonably practicable, will determine the Targeted Exposure and reallocate the hypothetical funds tracked by the Reference Index at the close of business the following Index Business Day so that the percentage of hypothetical funds invested in the Basket Units is as close as is reasonably practicable to the Targeted Exposure, as described under “—Reallocation of the Hypothetical Funds tracked by the Reference Index” above. This reallocation will be effected even if an Allocation Determination Event has not occurred and, if an Allocation Determination Event was determined to have occurred at the beginning of that Index Business Day, the reallocation of hypothetical funds determined in connection with that Allocation Determination Event will be disregarded.

### *Allocation Determination Events—Hypothetical Examples*

The following are seven hypothetical examples of the effects of Allocation Determination Events. These hypothetical examples assume that: (i) purchases and sales of Basket Units to effect reallocations are at prices that reflect the value of hypothetical call options determined using mid-market implied volatility; (ii) the level of the Reference Index does not change between the determination of an Allocation Determination Event and the subsequent reallocation; (iii) the Basket Units have a value of 100; and (iv) the Zero Coupon Bond Units have a value of 78.

#### **EXAMPLE 1: AN ALLOCATION DETERMINATION EVENT REQUIRES THE ENTIRE VALUE OF THE HYPOTHETICAL FUNDS TRACKED BY THE REFERENCE INDEX TO BE ALLOCATED TO THE BASKET UNITS**

An Allocation Determination Event requires the entire value of the hypothetical funds tracked by the Reference Index to be allocated to the Basket Units, but without using the Leverage Units.

##### Before Reallocation:

Level of the Reference Index: 97.50  
Floor Level: 78.00  
Cushion: approximately 20.00%  
Amount Allocated to Basket Units: 75.00  
Amount Allocated to Zero Coupon Bond Units: 22.50  
Amount Allocated to Leverage Units: 0.00

##### After Reallocation:

Level of the Reference Index: 97.50  
Floor Level: 78.00  
Targeted Exposure: 100%  
Amount Allocated to Basket Units: 97.50  
Amount Allocated to Zero Coupon Bond Units: 0.00  
Amount Allocated to Leverage Units: 0.00

#### **EXAMPLE 2: AN ALLOCATION DETERMINATION EVENT REQUIRES THE USE OF THE LEVERAGE UNITS TO INCREASE THE ALLOCATION TO THE BASKET UNITS TO GREATER THAN 100% OF THE VALUE OF THE HYPOTHETICAL FUNDS**

An Allocation Determination Event requires reallocation of more than the entire value of the hypothetical funds tracked by the Reference Index to the Basket Units. Because the Targeted Exposure is greater than 100%, the Leverage Units must be used.

##### Before Reallocation:

Level of the Reference Index: 110.00  
Floor Level: 78.00  
Cushion: approximately 29.09%  
Amount Allocated to Basket Units: 86.00  
Amount Allocated to Zero Coupon Bond Units: 24.00  
Amount Allocated to Leverage Units: 0.00

##### After Reallocation:

Level of the Reference Index: 110.00  
Floor Level: 78.00  
Targeted Exposure: approximately 145.00%  
Amount Allocated to Basket Units: 160.00  
Amount Allocated to Zero Coupon Bond Units: 0.00  
Amount Allocated to Leverage Units: 50.00

---

**Table of Contents**

**EXAMPLE 3: AN ALLOCATION DETERMINATION EVENT REQUIRES THE USE OF THE LEVERAGE UNITS TO INCREASE THE ALLOCATION TO THE BASKET UNITS TO 150% OF THE VALUE OF THE HYPOTHETICAL FUNDS**

An Allocation Determination Event requires allocation of more than the entire value of the hypothetical funds tracked by the Reference Index to the Basket Units. Because the Targeted Exposure is at the maximum of 150%, the maximum amount of the Leverage Units must be used.

**Before Reallocation:**

Level of the Reference Index: 123.35  
Floor Level: 78.00  
Cushion: approximately 36.77%  
Amount Allocated to Basket Units: 165.00  
Amount Allocated to Zero Coupon Bond  
Units: 0.00  
Amount Allocated to Leverage Units: 41.65

**After Reallocation:**

Level of the Reference Index: 123.35  
Floor Level: 78.00  
Targeted Exposure: 150.00%  
Amount Allocated to Basket Units: 185.03  
Amount Allocated to Zero Coupon Bond  
Units: 0.00  
Amount Allocated to Leverage Units: 61.68

**EXAMPLE 4: AN ALLOCATION DETERMINATION EVENT REQUIRES THE ALLOCATION TO THE BASKET UNITS TO BE REDUCED AND THE REDUCTION OF THE LEVERAGE UNITS TO ZERO BEFORE INCREASING THE ALLOCATION TO THE ZERO COUPON BOND UNITS**

An Allocation Determination Event requires the allocation of the value of the hypothetical funds tracked by the Reference Index to the Basket Units to be reduced. The Leverage Units Amount must be reduced to zero before any reallocation to the Zero Coupon Bond Units can be effected.

**Before Reallocation:**

Level of the Reference Index: 97.00  
Floor Level: 78.00  
Cushion: approximately 19.59%  
Amount Allocated to Basket Units: 109.50  
Amount Allocated to Zero Coupon Bond  
Units: 0.00  
Amount Allocated to Leverage Units: 12.50

**After Reallocation:**

Level of the Reference Index: 97.00  
Floor Level: 78.00  
Targeted Exposure: approximately 97.94%  
Amount Allocated to Basket Units: 95.00  
Amount Allocated to Zero Coupon Bond  
Units: 2.00  
Amount Allocated to Leverage Units: 0.00

**EXAMPLE 5: AN ALLOCATION DETERMINATION EVENT REQUIRES THE ALLOCATION TO THE BASKET UNITS TO BE REDUCED**

An Allocation Determination Event requires the allocation of the value of the hypothetical funds tracked by the Reference Index to the Basket Units to be reduced.

**Before Reallocation:**

Level of the Reference Index: 95.00  
Floor Level: 78.00  
Cushion: approximately 17.89%  
Amount Allocated to Basket Units: 90.00  
Amount Allocated to Zero Coupon Bond  
Units: 5.00  
Amount Allocated to Leverage Units: 0.00

**After Reallocation:**

Level of the Reference Index: 95.00  
Floor Level: 78.00  
Targeted Exposure: approximately 89.47%  
Amount Allocated to Basket Units: 85.00  
Amount Allocated to Zero Coupon Bond  
Units: 10.00  
Amount Allocated to Leverage Units: 0.00

---

**Table of Contents**

EXAMPLE 6: A DEFEASANCE EVENT OCCURS, REQUIRING THE ALLOCATION TO THE BASKET UNITS TO BE ZERO AND THE AMOUNT RESULTING FROM THE HYPOTHETICAL SALE OF THE BASKET UNITS ADDED TO THE VALUE OF THE ZERO COUPON BOND UNITS IN THE REFERENCE INDEX IS GREATER THAN THE FLOOR LEVEL

Upon the occurrence of a Defeasance Event, no hypothetical funds will be allocated to the Basket Units and no hypothetical funds will be allocated to the Basket Units for the remaining term of the PROCEEDS.

Before Reallocation:

Level of the Reference Index: 78.60  
Floor Level: 78.10\*  
Cushion: 0.76%  
Amount Allocated to Basket Units: 5.00  
Amount Allocated to Zero Coupon Bond  
Units: 73.60  
Amount Allocated to Leverage Units: 0.00

After Reallocation:

Level of the Reference Index: 78.50  
Floor Level: 78.00  
Targeted Exposure: 0.00%  
Amount Allocated to Basket Units: 0.00  
Amount Allocated to Zero Coupon Bond  
Units: 78.50  
Amount Allocated to Leverage Units: 0.00

\* Reflects an increase due to the Fee Protection Factor.

EXAMPLE 7: A DEFEASANCE EVENT OCCURS, REQUIRING THE ALLOCATION TO THE BASKET UNITS TO BE ZERO AND THE AMOUNT RESULTING FROM THE HYPOTHETICAL SALE OF THE BASKET UNITS ADDED TO THE VALUE OF THE ZERO COUPON BOND UNITS IN THE REFERENCE INDEX IS LESS THAN THE FLOOR LEVEL

Upon the occurrence of a Defeasance Event, no hypothetical funds will be allocated to the Basket Units and no hypothetical funds will be allocated to the Basket Units for the remaining term of the PROCEEDS.

Before Reallocation:

Level of the Reference Index: 77.50  
Floor Level: 78.10\*  
Cushion: -0.65%  
Amount Allocated to Basket Units: 5.00  
Amount Allocated to Zero Coupon Bond  
Units: 72.50  
Amount Allocated to Leverage Units: 0.00

After Reallocation:

Level of the Reference Index: 77.50  
Floor Level: 78.00  
Targeted Exposure: 0.00%  
Amount Allocated to Basket Units: 0.00  
Amount Allocated to Zero Coupon Bond  
Units: 78.00  
Amount Allocated to Leverage Units: 0.00

\* Reflects an increase due to the Fee Protection Factor.

### Hypothetical Historical Data on the Reference Index

The following tables and graphs set forth hypothetical historical levels of the Reference Index, quarterly income and the Value Line 30 Basket price return (excluding dividends) at the end of each month during five different five year periods beginning on the third Friday in August 1996, 1997, 1998, 1999 and 2000. This hypothetical historical information has been calculated as if the Reference Index and each Index Component had existed during that period. For purposes of these calculations, the stocks underlying to the Value Line 30 Basket have been selected from the stocks comprising the Value Line Timeliness ranking published by Value Line as of the second Friday in February, May, August and November of each year from 1996 to 2005, excluding November 2005. After November 23, 2004, actual data related to the value of the Value Line 30 Basket was used instead of the hypothetical data based on the assumptions presented below.

The following hypothetical historical information should not be taken as an indication of the future performance of the Reference Index during the term of the PROCEEDS or future interest payments or the actual total payment at maturity on the PROCEEDS.

The following hypothetical historical information has been calculated by the Calculation Agent on the same basis as the Reference Index and the interest payments will be calculated. However, the calculations used to determine the hypothetical historical level of the Reference Index contain assumptions and necessary estimates and approximations that will not be reflected in the calculation of the value of the Reference Index and interest payments during the term of the PROCEEDS. As a result, the following hypothetical historical levels of the Reference Index and quarterly income may be different than they would be if those assumptions were not made and those estimates and approximations were not necessary to calculate the hypothetical historical levels of the Reference Index and quarterly income.

The calculations assume that:

- the Reference Index was created on the first day of each five year period with a level of 97;
- the Value Line 30 Basket was reconstituted quarterly on the third Friday of February, May, August and November of each year, or on an alternate date shortly after each third Friday, as described below (except that the Value Line 30 Basket was reconstituted on November 23, 2004 and the options expired on November 22, 2004, and not November 19, 2004, for the five year period beginning in 2000);
- upon the occurrence of a spin-off, stock dividend or special cash dividend related to any Value Line 30 Stock, the adjusted price reported on Bloomberg which adjusts for that spin-off, stock dividend or special cash dividend was used to reflect the impact of the spin-off, stock dividend or special cash dividend for that Value Line 30 Stock as well as the call option related to that Value Line 30 Stock;
- the value of any rights offering or issuances, including any rights triggered by the making of an offer to purchase a certain percentage of the issued and outstanding shares of a Value Line 30 Stock (e.g., poison pill rights), was zero;
- upon any acquisition of any company which issued one of the Value Line 30 Stocks (each, a “**Value Line 30 Company**”), the related Value Line 30 Stock was sold at the last price for that Value Line Stock as reported on Bloomberg on the Business Day prior to the acquisition, and the related hypothetical call option sold on that Value Line Stock was repurchased on that day based on the last available implied volatility;
- the maximum exercise price of any hypothetical call option was 150% of the last price of the related stock as reported on Bloomberg for the day the hypothetical call option was priced;
- where the implied volatility of any hypothetical call option was unavailable for any day and no implied volatility for that hypothetical call option was available for any previous day, the implied volatility of that hypothetical call option was equal to the median value of all hypothetical call implied volatilities in the Value Line 30 Basket for which a value was available on that day;
- no adjustments were made related to market capitalization of any Value Line 30 Company; and



---

## Table of Contents

- reallocations between Basket Units and Zero Coupon Bond Units were at mid-volatility or mid-swap rates (rather than at the bid-volatility or bid-swap rates which will be used for hypothetical purchases of Basket Units or Zero Coupon Bond Units, or the offered-volatility or offered-swap rates which will be used for hypothetical sales of Basket Units or Zero Coupon Bond Units, in order to effect a reallocation).

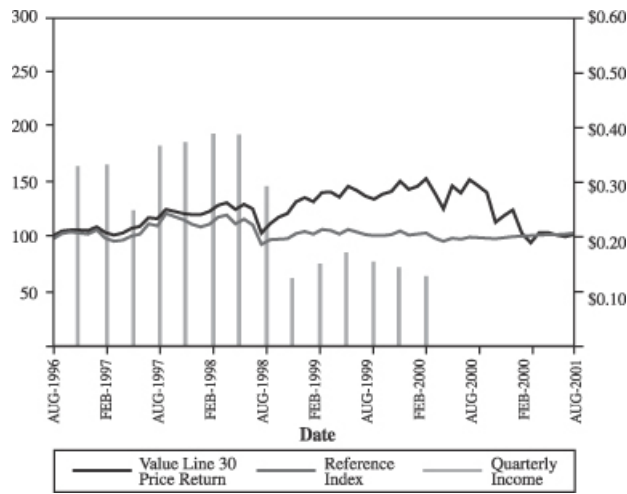
The following hypothetical historical levels have not been verified by an independent third party. The options values were calculated using approximately 91.6% of the historical implied mid-volatility available on Bloomberg for the 3 months comparable listed options, the historical short-term mid-interest rates available on Bloomberg and the historical 12-month dividend yield available on Bloomberg. Swap rates used to calculate the hypothetical historical Zero Coupon Bond Units were taken from Bloomberg. Quarterly income represents the hypothetical historical interest paid per \$10 principal amount per unit.

[Table of Contents](#)

Five Year Period Beginning August 19, 1996	1996			1997			1998		
	Reference Index Level	Quarterly Income	Value Line 30 Price Return	Reference Index Level	Quarterly Income	Value Line 30 Price Return	Reference Index Level	Quarterly Income	Value Line 30 Price Return
January				104.45	—	107.60	107.75	—	119.85
February				96.54	0.35	101.99	110.04	0.41	122.51
March				93.46	—	99.81	117.01	—	128.58
April				94.69	—	101.80	119.25	—	130.96
May				98.66	0.26	106.08	110.38	0.41	124.60
June				100.68	—	108.17	115.28	—	129.44
July				110.80	—	116.62	109.52	—	125.17
August	96.10	—	99.34	108.58	0.39	115.48	90.85	0.31	101.61
September	101.25	—	103.61	120.57	—	124.41	95.14	—	110.83
October	102.50	—	104.75	117.49	—	122.51	95.71	—	116.90
November	101.76	0.35	104.75	114.40	0.40	120.70	96.34	0.13	120.42
December	100.44	—	104.27	110.37	—	119.75	101.33	—	132.10

	1999			2000			2001		
	Reference Index Level	Quarterly Income	Value Line 30 Price Return	Reference Index Level	Quarterly Income	Value Line 30 Price Return	Reference Index Level	Quarterly Income	Value Line 30 Price Return
January	103.28	—	136.18	99.82	—	144.25	97.95	—	123.93
February	100.39	0.16	131.91	100.61	0.14	146.91	98.46	—	101.33
March	105.15	—	141.03	101.52	—	154.51	98.93	—	92.02
April	104.11	—	141.41	96.48	—	140.65	99.45	—	102.28
May	100.49	0.18	136.56	93.51	—	125.36	99.88	—	101.90
June	105.14	—	146.91	96.38	—	147.39	100.22	—	99.81
July	102.64	—	143.11	95.76	—	140.65	100.56	—	98.10
August	99.91	0.16	137.51	97.65	—	153.37	101.50	—	100.00
September	98.91	—	134.85	97.33	—	147.67			
October	99.25	—	139.60	96.84	—	141.22			
November*	100.10	0.15	142.36	96.12	—	112.16			
December	103.73	—	152.04	96.95	—	118.71			



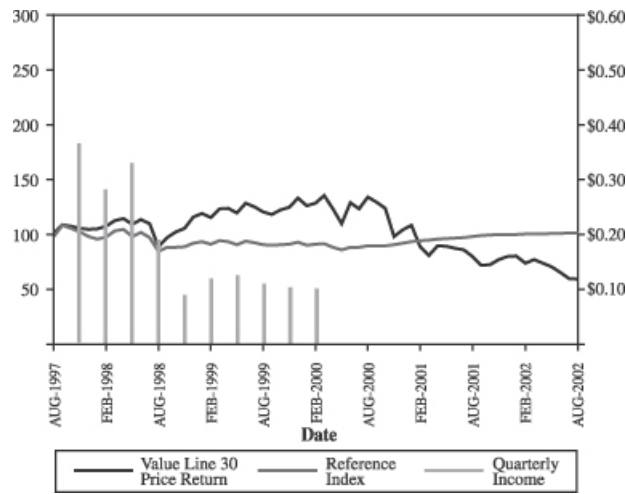
\* Defeasance Event occurred on November 22, 2000

[Table of Contents](#)

Five Year Period Beginning August 18, 1997	1997			1998			1999		
	Reference Index Level	Quarterly Income	Value Line 30 Price Return	Reference Index Level	Quarterly Income	Value Line 30 Price Return	Reference Index Level	Quarterly Income	Value Line 30 Price Return
January				95.91	—	104.99	93.50	—	119.30
February				97.77	0.28	107.32	91.02	0.12	115.56
March				103.10	—	112.65	94.37	—	123.54
April				104.86	—	114.73	93.66	—	123.88
May				98.21	0.33	109.15	90.87	0.12	119.63
June				101.78	—	113.39	94.11	—	128.70
July				97.42	—	109.65	92.32	—	125.37
August	98.25	—	101.16	84.40	0.19	89.02	90.61	0.11	120.47
September	108.49	—	108.99	88.09	—	97.09	90.28	—	118.14
October	105.42	—	107.32	88.47	—	102.41	90.45	—	122.30
November	102.26	0.36	105.74	88.66	0.09	105.49	90.94	0.10	124.71
December	98.13	—	104.91	92.06	—	115.72	93.20	—	133.19

	2000			2001			2002		
	Reference Index Level	Quarterly Income	Value Line 30 Price Return	Reference Index Level	Quarterly Income	Value Line 30 Price Return	Reference Index Level	Quarterly Income	Value Line 30 Price Return
January	90.24	—	126.37	93.57	—	108.57	100.11	—	80.20
February	91.01	0.10	128.70	94.34	—	88.77	100.38	—	74.04
March	91.69	—	135.36	95.00	—	80.62	100.42	—	77.12
April	88.10	—	123.21	95.66	—	89.60	100.69	—	73.96
May	86.11	—	109.82	96.25	—	89.27	100.93	—	70.38
June	88.42	—	129.12	96.64	—	87.44	101.08	—	65.22
July	88.28	—	123.21	97.37	—	85.94	101.25	—	59.82
August	89.71	—	134.36	97.92	—	80.12	101.33	—	59.15
September	89.85	—	129.37	98.99	—	71.80			
October*	89.82	—	123.71	99.52	—	72.30			
November	90.58	—	98.25	99.78	—	77.29			
December	91.89	—	103.99	99.96	—	79.70			



\* Defeasance Event occurred on October 17, 2000

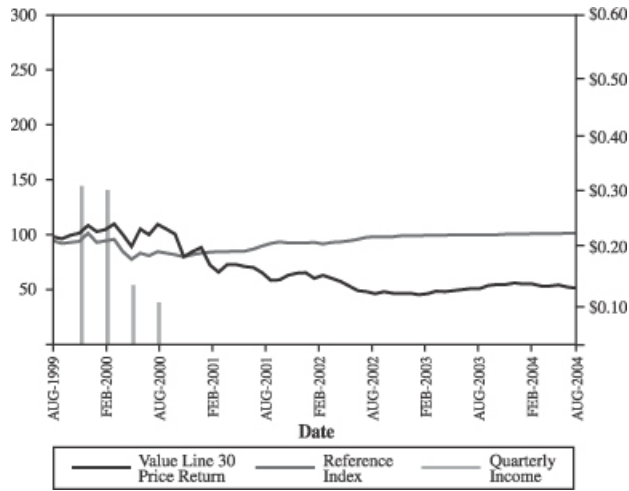


[Table of Contents](#)

Five Year Period Beginning August 23, 1999	1999			2000			2001		
	Reference Index Level	Quarterly Income	Value Line 30 Price Return	Reference Index Level	Quarterly Income	Value Line 30 Price Return	Reference Index Level	Quarterly Income	Value Line 30 Price Return
January				92.70	—	102.29	82.94	—	87.88
February				93.91	0.28	104.18	83.66	—	71.85
March				95.55	—	109.56	84.31	—	65.25
April				84.02	—	99.73	84.16	—	72.53
May				77.25	0.11	88.89	84.47	—	72.26
June				82.58	—	104.51	84.45	—	70.77
July				80.54	—	99.73	86.31	—	69.56
August	93.74	—	97.51	83.95	0.08	108.75	89.13	—	64.85
September	91.49	—	95.62	82.88	—	104.71	91.40	—	58.11
October	92.37	—	98.99	81.38	—	100.13	93.12	—	58.52
November	93.48	0.29	100.94	79.59	—	79.53	92.07	—	62.56
December	100.99	—	107.81	81.17	—	84.18	91.84	—	64.51

	2002			2003			2004		
	Reference Index Level	Quarterly Income	Value Line 30 Price Return	Reference Index Level	Quarterly Income	Value Line 30 Price Return	Reference Index Level	Quarterly Income	Value Line 30 Price Return
January	92.08	—	64.92	98.54	—	46.46	100.05	—	55.49
February	92.54	—	59.93	98.75	—	44.65	100.22	—	54.48
March	91.30	—	62.42	99.01	—	45.99	100.33	—	54.68
April	92.68	—	59.87	99.01	—	48.01	100.41	—	52.86
May	93.05	—	56.97	99.30	—	47.74	100.53	—	52.59
June	94.05	—	52.79	99.43	—	48.42	100.63	—	53.87
July	95.39	—	48.42	99.45	—	49.36	100.72	—	52.05
August	97.08	—	47.54	99.39	—	50.24	100.79	—	50.98
September	97.55	—	45.79	99.63	—	50.51			
October	97.85	—	47.68	99.59	—	53.13			
November	97.83	—	46.20	99.77	—	54.41			
December*	98.42	—	46.26	99.94	—	54.14			



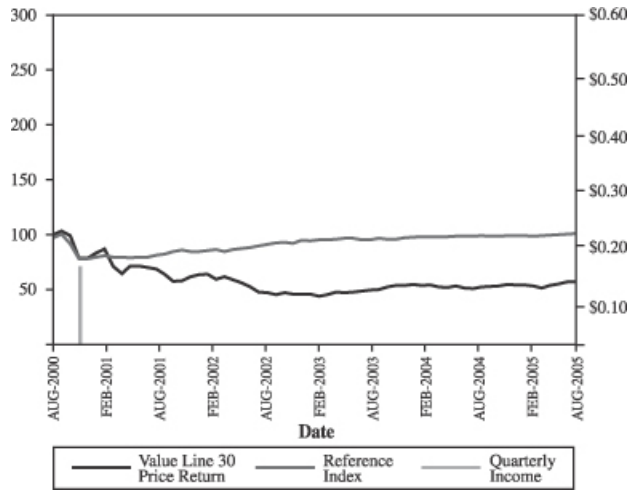
\* Defeasance Event occurred on December 22, 2000.

[Table of Contents](#)

Five Year Period Beginning August 23, 2000	2000			2001			2002		
	Reference Index Level	Income	Value Line 30 Price Return	Reference Index Level	Income	Value Line 30 Price Return	Reference Index Level	Income	Value Line 30 Price Return
January				81.01	—	86.76	85.31	—	64.09
February				79.30	—	70.94	86.24	—	59.16
March*				79.57	—	64.43	84.75	—	61.67
April				79.17	—	71.64	86.58	—	59.09
May				79.40	—	71.34	87.24	—	56.24
June				79.23	—	69.86	88.23	—	52.10
July				81.34	—	68.70	89.94	—	47.78
August	97.00	—	100.00	82.30	—	64.01	91.28	—	46.96
September	100.53	—	103.38	84.51	—	57.40	92.70	—	45.19
October	91.73	—	98.87	86.08	—	57.77	92.77	—	47.05
November	78.06	0.17	78.54	84.53	—	61.76	91.90	—	45.61
December	79.66	—	83.11	84.78	—	63.69	94.71	—	45.69

	2003			2004			2005		
	Reference Index Level	Income	Value Line 30 Price Return	Reference Index Level	Income	Value Line 30 Price Return	Reference Index Level	Income	Value Line 30 Price Return
January	94.47	—	45.86	97.55	—	54.78	99.08	—	54.37
February	95.34	—	44.10	98.00	—	53.81	99.20	—	54.36
March	95.48	—	45.40	98.29	—	54.02	98.69	—	53.42
April	95.77	—	47.43	98.04	—	52.20	99.14	—	51.34
May	96.76	—	47.15	98.20	—	51.91	99.63	—	53.65
June	96.76	—	47.78	98.40	—	53.18	100.10	—	54.96
July	95.38	—	48.71	98.57	—	51.42	100.55	—	57.13
August	95.14	—	49.60	98.76	—	50.77	100.85	—	56.97
September	96.52	—	49.87	98.94	—	52.53			
October	95.94	—	52.48	98.55	—	53.00			
November	95.84	—	53.73	98.47	—	53.33			
December	97.40	—	53.49	98.92	—	54.45			



\* Defeasance Event occurred on March 14, 2001

**DESCRIPTION OF THE VALUE LINE 30 BASKET**

The Value Line 30 Basket is designed to track the performance of a hypothetical investment in a portfolio using a “covered call” strategy on the Value Line 30 Stocks. The “covered call” strategy is a hypothetical investment strategy in which a hypothetical investor:

- is deemed to buy the stocks; and
- is deemed to sell call options on the stocks with exercise prices higher than the prices of the stocks when the options are priced.

The “covered call” strategy provides income from option premiums, or the value of the option when it is priced, helping, to a limited extent, to offset losses if there is a decline in the prices of the stocks to which the options relate. However, the strategy limits participation in appreciation of a stock beyond the option’s exercise price. Thus, in a period of significant stock market increases, the “covered call” strategy will tend to produce lower returns than ownership of the applicable Value Line 30 Stock. See “Risk Factors—Risk Factors Relating to the Basket Units—The appreciation of the Value Line 30 Basket will be capped due to the “covered call” strategy in this prospectus supplement.

The hypothetical call options included in the Value Line 30 Basket will be sold on a quarterly basis for a three month term. The hypothetical call options are not intended to represent or indicate that any of those options exist or are capable of being traded. For more information about the hypothetical call options, see “—Hypothetical Call Options” in this prospectus supplement.

The value of the Value Line 30 Basket will also include the value of dividends on the Value Line 30 Stocks. The initial Value Line 30 Stocks and their respective dividend yields are shown below and were determined by the Calculation Agent on November 16, 2005, based upon the Value Line Timeliness rankings published on November 11, 2005. The “**dividend yield**” for each common stock is determined by annualizing the last quarterly or semi-annual ordinary dividend as published by Bloomberg, and dividing the result by the last available sale price for each stock on its primary exchange on the date that dividend yield is to be determined. The average dividend yield of the stocks to be initially contained in the Value Line 30 PROCEEDS Index was 0.77% as of November 16, 2005. The Value Line 30 Stocks will be reconstituted next on February 15, 2006, based upon the Value Timeliness rankings published on February 10, 2006.

<u>Company</u>	<u>GICS Classification</u>	<u>Dividend Yield(1)</u>	<u>Median Notional Stock Volume(2)</u>	<u>Share Multiplier(2)</u>
Adtran Inc	Information Technology	1.33%	25,992,645	0.123457
Allegheny Technologies Inc	Materials	0.78%	31,240,900	0.108613
Allergan Inc	Health Care	0.41%	77,376,792	0.034014
Amgen Inc	Health Care	0.00%	637,866,553	0.041026
Bed Bath & Beyond Inc	Consumer Discretionary	0.00%	94,029,273	0.081222
Building Material Holding Corp	Consumer Discretionary	0.80%	38,987,456	0.044468
CH Robinson Worldwide Inc	Industrials	0.79%	35,394,773	0.088160
Charles Schwab Corp/The	Financials	0.67%	91,514,720	0.223864
Chicago Mercantile Exchange Holdings Inc	Financials	0.49%	264,679,800	0.008820
Chico’s FAS Inc	Consumer Discretionary	0.00%	62,809,628	0.075432
CSX Corp	Industrials	1.12%	57,600,697	0.071824
Eagle Materials Inc	Materials	1.11%	23,622,753	0.030807
Florida Rock Industries Inc	Materials	1.31%	32,204,292	0.073003
Genentech Inc	Health Care	0.00%	294,043,200	0.034911

## Table of Contents

Company	GICS Classification	Dividend Yield(1)	Median Notional Stock Volume(2)	Share Multiplier(2)
Halliburton Co	Energy	0.84%	453,017,040	0.056032
Hewlett-Packard Co	Information Technology	1.13%	329,650,859	0.117911
Intersil Corp	Information Technology	0.78%	41,353,545	0.130310
Joy Global Inc	Industrials	0.98%	38,619,941	0.072876
LCA-Vision Inc	Health Care	0.71%	22,616,059	0.073470
Legg Mason Inc	Financials	0.62%	83,343,520	0.028773
Monster Worldwide Inc	Industrials	0.00%	36,887,559	0.086625
Nordstrom Inc	Consumer Discretionary	0.90%	73,967,248	0.088113
Paychex Inc	Information Technology	1.55%	64,928,344	0.080613
Prudential Financial Inc	Financials	1.04%	125,062,758	0.044385
Questar Corp	Utilities	1.17%	52,113,690	0.043240
Schlumberger Ltd	Energy	0.89%	440,662,950	0.035140
Tidewater Inc	Energy	1.31%	54,853,551	0.072701
Tiffany & Co	Consumer Discretionary	0.77%	59,781,064	0.080109
Whole Foods Market Inc	Consumer Staples	0.83%	116,933,880	0.023203
XTO Energy Inc	Energy	0.73%	182,166,697	0.081004

(1) As of November 16, 2005, as obtained from Bloomberg Financial Markets.

(2) As of November 16, 2005, as obtained from the Calculation Agent.

The Share Multipliers are recalculated by the Calculation Agent on the third Friday in February, May, August and November of each year, or in certain circumstances on a day shortly thereafter as described below, which is the anniversary of the date the Value Line 30 Basket was originally calculated. The “**Share Multiplier**” is set to equal the number of shares of that stock, or portion thereof, based upon the closing market price of that stock on the Quarterly Reconstitution Date, so that each stock represents approximately an equal percentage of the Value Line 30 Basket as of the Quarterly Reconstitution Date, subject to certain limits as described under “—Determination of the Value Line 30 Stocks—Quarterly Value Line 30 Basket Reconstitution” below. Each Share Multiplier remains constant until adjusted for certain corporate events, option exercises and quarterly reconstitutions as described below. The initial Share Multipliers shown in the table above were calculated on November 16, 2005.

Please note that an investment in the PROCEEDS does not entitle you to any dividends, voting rights, option premiums or any other ownership interest in respect of the securities included in the Value Line 30 Basket.

### Determination of the Value Line 30 Stocks

The Value Line 30 Stocks are the stocks that have been determined as described by the Calculation Agent as follows:

First, the Calculation Agent will identify the 100 stocks with the highest Value Line Timeliness ranking on the second Friday of the month in which the applicable reconstitution date falls, as described under “—Quarterly Value Line 30 Basket Reconstitution” in this prospectus supplement, by inquiry to Value Line or through other publicly available sources. Even if included in the Value Line Timeliness ranking, ML&Co.’s common stock will be ineligible for inclusion in the Value Line 30 Stocks. In addition, stocks included in the Value Line Timeliness ranking which are issued by an entity domiciled outside of the United States (as designated by Bloomberg) will be ineligible for inclusion in the Value Line Select 30 Stocks.

Second, the Calculation Agent will determine the 60 most liquid stocks from the 100 stocks identified above based on the median notional stock volume of each stock. The “median notional stock volume” will be the median of the daily dollar volume of each stock over the 63 Index Business Day period prior to and including the



---

## Table of Contents

applicable reconstitution date. The daily dollar volume is the product of the last price for the stock as reported on Bloomberg each day, multiplied by the Consolidated Volume of that stock for that day. The “Consolidated Volume” means the total volume in shares of a stock traded on a particular day, as reported on Bloomberg. If the last price or volume of any stock is not available on Bloomberg for more than two of the 63 Index Business Days in the period, that stock will be ineligible for inclusion in the Select 30 Stocks.

Third, the Calculation Agent will determine the highest dividend yield for each of the stocks. The dividend yield will be based on the most recent gross annualized dividend for each stock divided by the current market price for the applicable stock on the applicable Quarterly Reconstitution Date, as published on Bloomberg.

Fourth, the Calculation Agent will then classify each of those stocks identified above by its Global Industry Classification Standard classification (the “GICS Classification”). Any stock that is not assigned to a GICS Classification will be ineligible for inclusion in the Value Line 30 Stocks. Once those stocks have been classified, those stocks will be ranked based upon their dividend yield, from highest to lowest within each GICS Classification.

Finally, the Calculation Agent will then determine the Value Line 30 Stocks by identifying the stocks with the highest dividend yield from each GICS Classification in the following alphabetical order: Consumer Discretionary, Consumer Staples, Energy, Financials, Healthy Care, Industrials, Information Technology, Materials, Telecommunication Services, and Utilities. Once the Calculation Agent has identified a stock from a GICS Classification, the Calculation Agent will identify another stock from the next GICS Classification in the alphabetical order above, beginning again at the top of the alphabetical order when necessary. The Calculation Agent will repeat this identification process until 30 stocks are identified for inclusion in the Value Line 30 Stocks, *provided, however*, that if three or more GICS Classifications comprise the Value Line 30 Basket, no one GICS Classification may comprise more than 35% of the Value Line 30 Basket (as described below).

The Calculation Agent may at its discretion make adjustments to the identification criteria above for the purpose of maintaining the Value Line 30 Stocks if certain actions by or affecting Value Line, such as the discontinuance of the publication of the Value Line 30 Index, the Value Line Timeliness ranking system or the GICS Classifications, occurs. These adjustments may include the selection of a successor or substitute compilation of common stocks intended to be a model for the composition of the total market, a successor or substitute ranking system or successor or substitute industry classification system for the Value Line 30 Index, the Value Line Timeliness ranking system and the GICS Classifications.

### ***Quarterly Value Line 30 Basket Reconstitution***

The Value Line 30 Basket will be reconstituted to include the 30 stocks from the Value Line Timeliness ranking (as published on the second Friday of each February, May, August and November) that meet the criteria described above for the determination of the Value Line 30 Stocks (the “**New Stocks**”) on the second scheduled Business Day prior to the applicable Anniversary Date, or if that day is not a Business Day, the next Business Day (the “**Quarterly Reconstitution Date**”). Because the Value Line Timeliness rankings are published weekly, as described below, and the Value Line 30 Basket is reconstituted quarterly based upon a single week’s Value Line Timeliness ranking shortly before the Quarterly Reconstitution Date, it is likely that at anytime during a calculation period the Value Line 30 Stocks may include stocks which are no longer among the 100 highest ranking stocks in the Value Line Timeliness ranking. “**Anniversary Date**” will mean the third Friday in February, May, August and November of each year, or if that day is not a Business Day or the scheduled Business Day prior to that day is not a Business Day, the Business Day immediately succeeding the applicable Quarterly Reconstitution Date.

The Share Multiplier for each New Stock will be determined by the Calculation Agent and will equal the number of shares of each New Stock, based upon the closing market price of that New Stock on the Anniversary Date, so that each New Stock represents approximately an equal percentage of a value equal to the Value Line 30 Basket in effect at the close of business on the applicable Anniversary Date; *provided that*, if three

---

## Table of Contents

or more GICS Classifications comprise the Value Line 30 Basket, no one GICS Classification may comprise more than 35% of the Value Line 30 Basket on that Quarterly Reconstitution Date; *provided, further*, that, if the Calculation Agent holds more than 8% of the outstanding shares of any New Stock, the Share Multiplier for that New Stock will be adjusted to reflect a holding in the Value Line 30 Basket of no more than 7.5% of the outstanding shares of the applicable New Stock. As of the Pricing Date, the Calculation Agent did not hold more than 1% of the outstanding shares of any Value Line 30 Stock. As an example, if the Value Line 30 Basket in effect at the close of business on an Anniversary Date equaled 120, then each of the 30 New Stocks would be allocated a portion of the value of the Value Line 30 Basket equal to 4 and if, for example, the closing market price of a New Stock on the Anniversary Date was 40, the applicable Share Multiplier would be 0.1. If the Value Line 30 Basket equaled 90, then each of the 30 New Stocks would be allocated a portion of the value of the Value Line 30 Basket equal to 3 and if the closing market price of a New Stock on the Anniversary Date was 60, the applicable Share Multiplier would be 0.05.

### *The Value Line Timeliness Ranking*

The Value Line Timeliness Ranking System is a proprietary system for forecasting the relative price performance of the stocks for approximately 1,700 companies and more than 90 industries. Each week, Value Line, a subsidiary of Value Line, Inc., publishes the results derived from the Value Line Timeliness Ranking System, which screens various data and, using a proprietary series of calculations, ranks each of the stocks for probable performance relative to each other during the next six to 12 months.

The stocks are ranked in relationship to each other, from 1 (the highest rank) to 5 (the lowest rank). Stocks ranked 1 and 2 are expected to show stronger price performance than the remaining stocks, while those ranked 4 and 5 are likely to underperform or have weaker price performance. At any given time 100 stocks are ranked 1, 300 stocks are ranked 2, approximately 900 stocks are ranked 3, 300 stocks are ranked 4 and 100 stocks are ranked 5.

Relative earnings and price growth over the past 10 years is the major factor in determining the Value Line Timeliness rank. Companies whose earnings growth over the past 10 years has been greater than the increase in their stocks' prices tend to be ranked 1 or 2. Other factors that influence the Timeliness rankings are stock price momentum, quarterly earnings performance, and earnings surprises.

Stocks ranked 1 and 2 for timeliness can be more volatile than the market in general, and frequently are stocks of smaller companies.

There are three circumstances that may cause a stock's Timeliness rank to change:

- The first is the release of a company's earnings report. A company that reports earnings which are good relative to those of other companies is likely to have its stock move up in rank, while a company reporting poor earnings could see its stock's rank drop.
- A change in the price of a stock can also cause a stock's rank to change. A change in price carries less weight than a change in earnings, but it is still an important determinant. Generally speaking, strong relative price performance is a plus, while negative relative price performance is a minus (relative to all other approximately 1,700 stocks).
- A change in the ranking of another stock may cause a stock's rank to change. Because a fixed number of stocks is always ranked 1 and 2, or 4 and 5, a stock's rank can change even if a company's earnings and stock price remain the same. Each time one stock's Timeliness rank moves up or down, another's must also change. As an example, if one company reports unusually good earnings, causing its stock's Timeliness rank to rise from 2 to 1, since there can be only 100 stocks ranked 1, some other stock must fall to a rank of 2, even though there has been no change in its earnings or price.

---

## Table of Contents

### *License Agreement*

Value Line and MLPF&S have entered into a license agreement providing for the license to MLPF&S, in exchange for a fee, of the right to use trade or service names and marks owned and published by Value Line in connection with the PROCEEDS and ML&Co. is an authorized sublicensee of MLPF&S.

The license agreement between Value Line and MLPF&S provides that the following language must be stated in this pricing supplement:

“Value Line Publishing, Inc.’s (“VLPI”) only relationship to Merrill Lynch in connection with this Product is VLPI’s licensing to Merrill Lynch of certain VLPI trademarks and trade names and the Value Line Timeliness Ranking Ranks (the “Ranks”), which are composed by VLPI without regard to Merrill Lynch, this Product or any investor. VLPI has no obligation to take the needs of Merrill Lynch or any investor in the Product into consideration in composing the Ranks. The Product results may differ from the hypothetical or published results of the Value Line Timeliness Ranking Ranks. VLPI is not responsible for and has not participated in the determination of the prices and composition of the Product or the timing of the issuance for sale of the Product or in the calculation of the equations by which the Product is to be converted into cash. VLPI MAKES NO WARRANTY CONCERNING THE RANKS, EXPRESS OR IMPLIED, INCLUDING, BUT NOT LIMITED TO, ANY IMPLIED WARRANTIES OF MERCHANTABILITY OR FITNESS FOR A PARTICULAR PURPOSE OR ANY IMPLIED WARRANTIES ARISING FROM USAGE OF TRADE, COURSE OF DEALING OR COURSE OF PERFORMANCE, AND VLPI MAKES NO WARRANTY AS TO THE POTENTIAL PROFITS OR ANY OTHER BENEFITS THAT MAY BE ACHIEVED BY USING THE RANKS OR ANY INFORMATION OR MATERIALS GENERATED THEREFROM. VLPI DOES NOT WARRANT THAT THE RANKS WILL MEET ANY REQUIREMENTS OR THAT IT WILL BE ACCURATE OR ERROR-FREE. VLPI ALSO DOES NOT GUARANTEE ANY USES, INFORMATION, DATA OR OTHER RESULTS GENERATED FROM THE RANKS. VLPI HAS NO OBLIGATION OR LIABILITY (I) IN CONNECTION WITH THE ADMINISTRATION, MARKETING OR TRADING OF THE PRODUCT; OR (II) FOR ANY LOSS, DAMAGE, COST OR EXPENSE SUFFERED OR INCURRED BY ANY INVESTOR OR OTHER PERSON OR ENTITY IN CONNECTION WITH THIS PRODUCT, AND IN NO EVENT SHALL VLPI BE LIABLE FOR ANY LOST PROFITS OR OTHER CONSEQUENTIAL, SPECIAL, PUNITIVE, INCIDENTAL, INDIRECT OR EXEMPLARY DAMAGES IN CONNECTION WITH THE PRODUCT.”

All disclosures contained in this prospectus supplement regarding the Value Line 30 Basket, including its make-up, method of calculation and changes in its components, are derived from publicly available information prepared by Value Line. ML&Co. and MLPF&S do not assume any responsibility for the accuracy or completeness of that information.

### *Adjustments to the Share Multipliers and the Value Line 30 Basket*

In addition to the adjustments to the Share Multiplier related to hypothetical call option exercise, the Share Multiplier for any Value Line 30 Stock and the Value Line 30 Basket will be adjusted as follows:

1. If a Value Line 30 Stock is subject to a stock split or reverse stock split, then once the split has become effective, the Share Multiplier for that Value Line 30 Stock will be adjusted to equal the product of the number of shares of that Value Line 30 Stock issued with respect to one such share of that Value Line 30 Stock in the split and the prior multiplier.
2. If a Value Line 30 Stock is subject to a stock dividend, issuance of additional shares of the Value Line 30 Stock, that is given equally to all holders of shares of the issuer of that Value Line 30 Stock, then once the dividend has become effective and that Value Line 30 Stock is trading ex-dividend, the Share Multiplier will be adjusted so that the new Share Multiplier shall equal the former Share Multiplier plus the product of the number of shares of that Value Line 30 Stock issued with respect to one such share of that Value Line 30 Stock and the prior multiplier.
3. If a Value Line 30 Company is being liquidated or is subject to a proceeding under any applicable bankruptcy, insolvency or other similar law, that Value Line 30 Stock will continue to be included in the Value Line 30 Basket so long as a market price for that Value Line 30 Stock is available. If a market price is no longer available for a Value Line 30 Stock for whatever reason, including the liquidation of the issuer of the Value Line 30 Stock or the subjection of the issuer of the Value Line 30

---

## Table of Contents

Stock to a proceeding under any applicable bankruptcy, insolvency or other similar law, then the value of that Value Line 30 Stock will equal zero in connection with calculating the value of the Value Line 30 Basket for so long as no market price is available, and no attempt will be made to immediately find a replacement stock or increase the value of the Value Line 30 Basket to compensate for the deletion of that Value Line 30 Stock. If a market price is no longer available for a Value Line 30 Stock as described above, the value of the Value Line 30 Basket will be computed based on the remaining Value Line 30 Stocks for which market prices are available and no New Stock will be added to the Value Line 30 Basket until the quarterly reconstitution of the Value Line 30 Basket. As a result, there may be periods during which the Value Line 30 Basket contains fewer than thirty Value Line 30 Stocks.

4. If a Value Line 30 Company has been subject to a merger or consolidation and is not the surviving entity or is nationalized, then a value for that Value Line 30 Stock will be determined at the time the issuer is merged or consolidated or nationalized and will equal the last available market price for that Value Line 30 Stock and that value will be constant until the Value Line 30 Basket is reconstituted. At that time, no adjustment will be made to the Share Multiplier of the relevant Value Line 30 Stock.

5. If a Value Line 30 Company issues to all of its shareholders equity securities that are publicly traded of an issuer other than the Value Line 30 Company, or a tracking stock is issued by a Value Line 30 Company to all of its shareholders, then the new equity securities will be added to the Value Line 30 Basket as a new Value Line 30 Stock. The Share Multiplier for the new Value Line 30 Stock will equal the product of the original Share Multiplier with respect to the Value Line 30 Stock for which the new Value Line 30 Stock is being issued (the "Original Value Line 30 Stock") and the number of shares of the new Value Line 30 Stock issued with respect to one share of the Original Value Line 30 Stock.

6. If a Market Disruption Event occurs due to a suspension of or material limitation on trading of a particular Value Line 30 Stock and is continuing for more than 10 consecutive Business Days, the relevant stock will be immediately removed from the Value Line 30 Basket. A pro rata portion of the value of that stock at the time of its removal from the Value Line 30 Basket will be reflected in Share Multiplier adjustments among the remaining Value Line 30 Stocks until the next Quarterly Reconstitution Date.

7. If three or more GICS Classifications comprise the Value Line 30 Basket and any one GICS Classification comprises more than 35% of the Value Line 30 Basket during the reconstitution, the Share Multipliers for the Value Line 30 Stocks in that GICS Classification will be adjusted so that no GICS Classification comprises more than 35% of the Value Line 30 Basket. This restriction applies only upon the reconstitution of the Value Line 30 Stocks on a Quarterly Reconstitution Date. A pro rata portion of the value of the number of shares of the Value Line 30 Stocks in that GICS Classification at the time of its removal from the Value Line 30 Basket will be reflected in Share Multiplier adjustments among the remaining Value Line 30 Stocks in the other GICS Classifications until the next Quarterly Reconstitution Date.

8. If the Calculation Agent holds more than 8% of the outstanding shares of any Value Line 30 Stock, the Share Multiplier for that Value Line 30 Stock will be adjusted to reflect a holding in the Value Line 30 Basket of no more than 7.5% of the outstanding shares of the applicable Value Line 30 Stock. A pro rata portion of the value of the number of shares of that Value Line 30 Stock at the time of its removal from the Value Line 30 Basket will be reflected in Share Multiplier adjustments among the remaining Value Line 30 Stocks until the next Quarterly Reconstitution Date.

9. In order to preserve the continuity of the value of the Value Line 30 Basket, if any hypothetical call option has a value greater than zero at expiration, the Share Multiplier of the related stock in the Value Line 30 Basket will be reduced by an amount that, when multiplied by the closing price of the related stock on the last Index Business Day of the quarterly period, equals the value of the hypothetical option at expiration.

---

## Table of Contents

Except for 9 above, no adjustments of any Share Multiplier of a Value Line 30 Stock will be required unless the adjustment would require a change of at least 1% in the Share Multiplier then in effect. The Share Multiplier resulting from any of the adjustments specified above will be rounded to the nearest ten-thousandth with five hundred-thousandths being rounded upward.

The Calculation Agent expects that no adjustments to the Share Multiplier of any Value Line 30 Stock or to the Value Line 30 Basket will be made other than those specified above; however, the Calculation Agent may at its discretion make adjustments to maintain the value of the Value Line 30 Basket if certain events would otherwise alter the value of the Value Line 30 Basket despite no change in the market prices of the Value Line 30 Stocks.

### **Calculation of the Value of the Value Line 30 Basket**

The value of the Value Line 30 Basket will be calculated at the close of business on each Index Business Day by the Calculation Agent and published on Reuters Page MEREDUS15. The value of the Value Line 30 Basket was set to 100 on the Pricing Date. The value of the Value Line 30 Basket on each Index Business Day will equal the sum of the values of the Value Line 30 Stocks and the Adjusted Quarterly Income, less the Current Option Value (determined as described under “—Hypothetical Call Options—Valuation of hypothetical call options” in this Prospectus Supplement). The value of the Value Line 30 Basket on any day that is not an Index Business Day will equal the value of the Value Line 30 Basket on the previous day as reduced by the pro rata portion of the Basket Adjustment Factor for that day.

The “**Adjusted Quarterly Income**” will equal the sum of the hypothetical income related to each of the Value Line 30 Stocks (the “Quarterly Income”), reduced by the pro rata portion of the Basket Adjustment Factor. The Quarterly Income for each Value Line 30 Stock will be the sum of (i) the cash dividends per share in respect of that Value Line 30 Stock during that quarterly calculation period and Targeted Quarterly Premium, less the Premium Adjustment, if any, multiplied by the applicable Share Multiplier.

The “**Targeted Quarterly Premium**” equals the adjusted annual target yield, less the anticipated dividend yield on that Value Line 30 Stock on the first day of that quarterly calculation period to be paid during the quarterly calculation period. The adjusted annual target yield is obtained by increasing the annual target yield of 10% on the Value Line 30 Basket on the first day of each quarterly calculation period by an amount intended to, but which may or may not, offset the value of the Basket Adjustment Factor. The annual target yield has the rate described above, and does not represent a guarantee, representation or estimate of the actual annual yield of the PROCEEDS.

If the highest exercise price bid for any option is less than 105% of the closing price of the related stock on the day the hypothetical call option is priced, a premium adjustment will be subtracted from the anticipated cash dividends and the Targeted Quarterly Premium. A “**Premium Adjustment**” is the difference between the Target Quarterly Premium in respect of that Value Line 30 Stock and the actual highest quarterly premium in respect of that hypothetical call option with an exercise price equal to 105% of the closing price of that Value Line 30 Stock.

If any hypothetical call option has a value greater than zero at expiration, the value of that option will be removed from the value of the Value Line 30 Basket at the close of business on the day the option expires. In order to preserve the continuity of the value of the Value Line 30 Basket following any removal, the contributing value of the related Value Line 30 Stock to the Value Line 30 Basket will be reduced by an amount equal to the value of the option at expiration. This reduction will be effected by decreasing the Share Multiplier of the related stock in the Value Line 30 Basket by an amount that, when multiplied by the closing price of the related stock on the last Index Business Day of the quarterly calculation period, equals the value of the hypothetical option at expiration. The reduction of the Share Multiplier of an underlying stock under these circumstances will reduce the contributing value of the Value Line 30 Stock to the Value Line 30 Basket. Because these reductions will

---

## **Table of Contents**

have the effect of ensuring the continuity of the value of the Value Line 30 Basket, they will not result in Allocation Determination Events. The reduced Share Multiplier will be used to calculate the value of the Value Line 30 Basket, and thus the value of the Basket Units, on the following Index Business Day. For more information on the reduction of Share Multipliers under these circumstances, see “—Determination of the Value Line 30 Stocks—Adjustments to the Share Multipliers and the Value Line 30 Basket” in this prospectus supplement.

The value of a cash dividend or distribution will be included in the Basket Unit Income at the close of business on the ex-dividend date for that dividend or distribution. The value of premiums in respect of hypothetical call options will be included in the Basket Unit Income at the close of business on the day on which the hypothetical call option is priced.

The Basket Unit Income will be removed from the value of the Value Line 30 Basket at the close of business on the last day of the related quarterly calculation period. The Basket Unit Income will be zero until hypothetical call options are priced during the following quarterly calculation period or until the next ex-dividend date for an underlying stock. The removal of Basket Unit Income will reduce the value of the Value Line 30 Basket and may therefore cause an Allocation Determination Event in which the allocation to the Basket Units is reduced, even if the prices of the Value Line 30 Stocks have not fallen. For risks associated with the occurrence of an Allocation Determination Event under these circumstances, see “Risk Factors—Risk Factors Relating to the Basket Units—The removal of the value of the Basket Unit Income will reduce the value of the Basket Units at the end of each quarterly calculation period and may cause an Allocation Determination Event in this prospectus supplement.

If no value (including a closing value) of the Value Line 30 Basket is available on any date because of a Market Disruption Event or otherwise, unless deferred by the Calculation Agent as described below under “—Hypothetical Call Options—Valuation of hypothetical call options” in this prospectus supplement, the Calculation Agent will determine the values of the components of the Value Line 30 Basket as follows:

- the value of any Value Line 30 Stock for which no value is available will be the arithmetic mean, as determined by the Calculation Agent, of the value of that stock obtained from as many dealers in equity securities (which may include MLPF&S or any of our other subsidiaries or affiliates), but not exceeding three of those dealers, as will make that value available to the Calculation Agent; and
- the value of any hypothetical call option related to a Value Line 30 Stock for which no value is available will be the arithmetic mean, as determined by the Calculation Agent, of the value of that option obtained from as many dealers in options (which may include MLPF&S or any of our other subsidiaries or affiliates), but not exceeding three of those dealers, as will make that value available to the Calculation Agent.

### **Hypothetical Call Options**

#### ***Terms of hypothetical call options***

The Calculation Agent will price hypothetical cash-settled call options relating to shares of each of the Value Line 30 Stocks on a quarterly basis for a three month term, beginning on December 27, 2005. Hypothetical call options will be priced on the first Index Business Day of each quarterly calculation period. The hypothetical call options relating to each underlying stock will correlate to the number of shares of that underlying stock used to calculate the value of the Value Line 30 Basket on the day the options are priced. For more information about the number of shares of an underlying stock used to calculate the value of the Value Line 30 Basket, see “Description of the Value Line 30 Basket—Calculation of the Value of the Value Line 30 Basket” in this prospectus supplement.

---

## Table of Contents

Each hypothetical call option will:

- expire on the last quarterly third Friday in the last month of the relevant quarter (i.e., the third Friday in February, May, August and November);
- be automatically settled on the third Friday in the last month of the relevant quarter if the closing price of the underlying stock on that day exceeds the exercise price; and
- have an exercise price greater than or equal to 105% of the closing price of the underlying stock on the day the hypothetical call option is priced.

The exercise price of each hypothetical call option will be determined through the bidding process described below. Before seeking bids on the exercise price of a hypothetical call option, the Calculation Agent will determine the option's Target Quarterly Premium. Once the Calculation Agent has determined the Target Quarterly Premium for a hypothetical call option, it will seek exercise prices for that hypothetical call option from as many dealers in options (which may include MLPF&S or any of our other subsidiaries or affiliates), but not exceeding five of those dealers, as will make bid prices available to the Calculation Agent. The exercise price for the hypothetical call option will equal the highest exercise price quoted by these dealers or, in the Calculation Agent's absolute discretion, such higher exercise price as the Calculation Agent determines to be quoted by another principal market participant, and the value of this hypothetical call option and the related Target Quarterly Premium will be included in the value of the Value Line 30 Basket at close of business on the day the hypothetical call option is priced.

If the highest exercise price bid is less than 105% of the closing price of the related stock on the day the hypothetical call option is priced, the Calculation Agent will set the exercise price of the hypothetical call option at 105% of the closing price of the related stock on the day the hypothetical call option is priced and will seek quotations for premiums for the hypothetical call option from as many dealers in options (which may include MLPF&S or any of our other subsidiaries or affiliates), but not exceeding five of those dealers, as will make bid prices available to the Calculation Agent. The premium for the hypothetical call option will equal the highest premium quoted by these dealers or, in the Calculation Agent's absolute discretion, such higher exercise price as the Calculation Agent determines to be quoted by another principal market participant, and the value of this hypothetical call option and the related premium will be included in the value of the Value Line 30 Basket at the close of business on the day the hypothetical call option is priced. Under these circumstances, the Basket Unit Income will be less than it would have been if the highest exercise price bid had been greater than or equal to 105% of the closing price of the related stock on the day the hypothetical call option was priced, except to the extent that dividends on the Value Line 30 Stocks are higher than historical dividends by an amount sufficient to offset the difference between the actual Basket Unit Income and the Basket Unit Income that would have resulted if the premium in respect of each hypothetical call option had been equal to its Target Quarterly Premium.

In seeking exercise prices or premiums from dealers in options in respect of hypothetical call options relating to any of the underlying stocks, the Calculation Agent may reject any exercise price or premium that does not meet the requirements for hypothetical call options stated above or that relates to a number of shares of the related underlying stock that is different than the number of shares of that stock used to calculate the value of the Value Line 30 Basket with respect to the outstanding number of PROCEEDS at the close of business on the Index Business Day prior to the date on which the options are priced.

The closing price of any Value Line 30 Stock on any date will be (i) if the common stock is listed on a national securities exchange on that date of determination, the last reported sale price, regular way, of the principal trading session on that date on the principal U.S. exchange on which the common stock is listed or admitted to trading, (ii) if the common stock is not listed on a national securities exchange on that date of determination, or if the last reported sale price on that exchange is not obtainable (even if the common stock is listed or admitted to trading on that exchange), and the common stock is quoted on The Nasdaq National Market, the last reported sale price of the principal trading session on that date as reported on The Nasdaq National

---

## Table of Contents

Market and (iii) if the common stock is not quoted on The Nasdaq National Market on that date of determination, or if the last reported sale price on the Nasdaq is not obtainable (even if the common stock is quoted on The Nasdaq National Market), the last reported sale price of the principal trading session on the over-the-counter market on that date as reported on the OTC Bulletin Board, the National Quotation Bureau or a similar organization. If no reported sale price of the principal trading session is available pursuant to clauses (i), (ii) or (iii) above or if there is a Market Disruption Event, the trading price on any date of determination, unless deferred by the Calculation Agent as described in the preceding sentence, will be the arithmetic mean, as determined by the Calculation Agent, of the bid prices of the common stock obtained from as many dealers in that stock (which may include MLPF&S or any of our other subsidiaries or affiliates), but not exceeding three of those dealers, as will make bid prices available to the Calculation Agent. A security “quoted on The Nasdaq National Market” will include a security included for listing or quotation in any successor to that system and the term “OTC Bulletin Board” will include any successor to that service.

If during any quarterly calculation period the Calculation Agent removes one of the stocks underlying the Value Line 30 Basket, all outstanding hypothetical call options in respect of that stock will be treated as terminated at the close of business on the day on which the underlying stock is removed. At that time, the value of the shares of the removed stock in the Value Line 30 Basket, less the value, if any, of the hypothetical call options in respect of that stock, will be reallocated to hypothetical investments in shares (or fractional shares) of the remaining underlying stocks. The amount allocated to hypothetical investments in respect of each remaining underlying stock will be in proportion to the percentage of the value of each remaining underlying stock relative to the value of the Value Line 30 Basket (less the value of the removed stock) at the close of business on the Index Business Day on which the underlying stock is removed. See “Description of the Value Line 30 Basket—Adjustments to the Share Multipliers and the Value Line 30 Basket” in this prospectus supplement. The Calculation Agent will determine the terms of a new hypothetical call option in respect of each additional share (or fractional share) as described above in “—Hypothetical Call Options—Terms of Hypothetical Call Options” in this prospectus supplement. The premium in respect of each additional hypothetical call option will be included in the value of the Value Line 30 Basket at the close of business on the day the option is priced and will be included in the Basket Unit Income for that quarterly calculation period.

The terms of the hypothetical call options will provide for adjustments to reflect the occurrence of a corporate or other similar event affecting an underlying stock (such as, for example, a merger or other corporate combination or a stock split or reverse stock split).

### *Valuation of hypothetical call options*

The “Current Option Value” is the sum of the mark-to-market value of each hypothetical call option and will be determined by the Calculation Agent at the close of business on each Index Business Day using accepted option valuation methods. The valuation methods take into account variables such as:

- the closing price of the related stock as of the time the hypothetical call option is valued;
- the cumulative normal distribution function (a fixed statistical function), which determines the probability of a variable falling within a given range under specified conditions;
- the exercise price of the hypothetical call option;
- the computed continuously compounded annualized current dividend yield on the related stock based on expected dividends;
- the U.S. dollar interest rate as of the time the hypothetical call option is valued, converted into a continuously compounded rate; and
- the implied volatility of the related stock (determined by the Calculation Agent as described below).



---

## Table of Contents

At the time the hypothetical call option is priced, the U.S. dollar interest rate will equal the U.S. dollar LIBOR rate as calculated and published at that time by Bloomberg Financial Markets, or another recognized source selected by the Calculation Agent at that time, based on the time to maturity of that hypothetical call option. During the remaining term of the hypothetical call option, the interest rate will equal the published interest rate for a term identical to the remaining term of the hypothetical call option. If an interest rate for a term identical to the remaining term of the hypothetical call option is not published, the Calculation Agent will determine the interest rate used to compute the value of an option by interpolating between the published rate for a shorter term nearest to the term of the hypothetical call option and the published rate for a longer term nearest to the term of the hypothetical call option. All interest rates will be converted by the Calculation Agent into a rate compounded on a continuous basis.

The annualized current dividend yield for the stock on which the option is priced will be calculated on any Index Business Day by dividing the ordinary dividend or dividends (as described below in “Description of the Value Line 30 Basket—Initial Selection of the Value Line 30 Stocks” in this prospectus supplement) historically paid by the issuer of that stock during the most recent period corresponding to the current quarterly calculation period (or if the issuer of the stock has publicly disclosed that any dividend payable during the quarterly calculation period in which the hypothetical call option is being priced will be a different amount than the most recent corresponding historical dividend, the amount publicly disclosed by the issuer) by the closing price of that stock on the principal U.S. exchange or market on that day and annualizing (based on a 365-day year) the result to the end of that quarterly calculation period. The annualized current dividend yield for any stock on which an option is priced will be zero:

- for the remainder of each quarterly calculation period following the ex-dividend date for that stock corresponding to the final ex-dividend date in the most recent period corresponding to the current quarterly calculation period; and
- in each quarterly calculation period in which an ordinary dividend has not been payable historically (because the dividend is payable annually, semiannually or otherwise),

in either case, unless and until the issuer of that stock publicly discloses a dividend payable during the remainder of that quarterly calculation period, in which case the annualized current dividend yield will be calculated using the amount publicly disclosed by the issuer.

The implied volatility of a hypothetical call option on any Index Business Day is:

- when hypothetically purchasing Basket Units, the bid-side implied volatility;
- when hypothetically selling Basket Units, the offered-side implied volatility; and
- under all other circumstances, the mid-market implied volatility (i.e., the arithmetic mean of the bid-side and offered-side implied volatility)

of the relevant stock as determined by the Calculation Agent by interpolating from the implied volatility surface for the most comparable call options listed on the AMEX, the Chicago Board Options Exchange or the International Securities Exchange on the relevant stock as determined by the Calculation Agent in accordance with option pricing methodologies selected by the Calculation Agent, taking into account the nearest exercise price and maturity and using the U.S. dollar interest rate and dividend yield determined as described above.

If no value of a hypothetical call option is available on any date because of a Market Disruption Event, because the Calculation Agent determines that the market for the listed options described above is not sufficiently liquid (based upon factors including, but not limited to, the time elapsed since the last trade in options relating to that stock, the size of the open interest in call options with related exercise prices and maturities relating to that stock and the size of the bid-offer relative to the number of hypothetical options related to that stock to be priced on that day in respect of the notes then outstanding) for the purpose of calculating the

---

[Table of Contents](#)

implied volatility of any hypothetical call option or otherwise, or if the reported prices for the listed options described above contain or are the result of manifest error, unless deferred by the Calculation Agent as described below, the value of that hypothetical call option will be the arithmetic mean, as determined by the Calculation Agent, of the value of that option obtained from as many dealers in options (which may include MLPF&S or any of our other subsidiaries or affiliates), but not exceeding three of these dealers, as will make that value available to the Calculation Agent.

The Calculation Agent may defer the determination of the values of the hypothetical call options for up to ten consecutive Index Business Days on which a Market Disruption Event is occurring. Following this period, the Calculation Agent will determine the values of the hypothetical call options in consultation with ML&Co. No determination of the value of the Value Line 30 Basket or reallocation of hypothetical funds in the Reference Index will occur on any day the determination of the values of the hypothetical call options is deferred by the Calculation Agent.

## UNITED STATES FEDERAL INCOME TAXATION

### General

Set forth in full below is the opinion of Sidley Austin Brown & WoodLLP, our counsel, as to certain United States federal income tax consequences of the purchase, ownership and disposition of the PROCEEDS. This opinion is based upon laws, regulations, rulings and decisions now in effect, all of which are subject to change (including retroactive changes in effective dates) or possible differing interpretations. The discussion below deals only with PROCEEDS held as capital assets and does not purport to deal with persons in special tax situations, such as financial institutions, insurance companies, regulated investment companies, dealers in securities or currencies, tax-exempt entities, persons holding PROCEEDS in a tax-deferred or tax-advantaged account, or persons holding PROCEEDS as a hedge against currency risks, as a position in a “straddle” or as part of a “hedging”, “conversion” or “integrated” transaction for tax purposes. It also does not deal with holders other than original purchasers (except where otherwise specifically noted in this prospectus supplement). Persons considering the purchase of the PROCEEDS should consult their own tax advisors concerning the application of the United States federal income tax laws to their particular situations as well as any consequences of the purchase, ownership and disposition of the PROCEEDS arising under the laws of any other taxing jurisdiction.

We do not address all of the tax consequences that may be relevant to an investor. In particular, we do not address:

- the United States federal income tax consequences to shareholders in, or partners or beneficiaries of, an entity that is a holder of PROCEEDS;
- the United States federal estate, gift or alternative minimum tax consequences of the purchase, ownership or disposition of PROCEEDS;
- persons who hold the PROCEEDS whose functional currency is not the United States dollar; or
- any state, local or foreign tax consequences of the purchase, ownership or disposition of PROCEEDS.

Accordingly, you should consult your own tax advisor regarding the tax consequences of purchasing, owning and disposing of the PROCEEDS in light of your own circumstances.

A U.S. Holder is a beneficial owner of the PROCEEDS who or which is:

- a citizen or individual resident of the United States, as defined in Section 7701(b) of the Internal Revenue Code of 1986, as amended (the “Code”);
- a corporation or partnership, including any entity treated as a corporation or partnership for United States federal income tax purposes, that is created or organized in or under the laws of the United States, any state thereof or the District of Columbia unless, in the case of a partnership, Treasury regulations are enacted that provide otherwise;
- an estate if its income is subject to United States federal income taxation regardless of its source; or
- a trust if (1) a United States court can exercise primary supervision over its administration and (2) one or more United States persons have the authority to control all of its substantial decisions.

Notwithstanding the preceding sentence, certain trusts in existence on August 20, 1996, and treated as a U.S. Holder prior to such date, may also be treated as U.S. Holders. A Non-U.S. Holder is a beneficial owner of PROCEEDS other than a U.S. Holder.

---

## Table of Contents

**We urge you to consult your own tax advisor with respect to the tax consequences to you of the purchase, ownership and disposition of the PROCEEDS in light of your own particular circumstances, including the tax consequences under state, local, foreign and other tax laws and the possible effects of changes in United States federal or other tax laws.**

### **Classification of the PROCEEDS**

We have received an opinion from our counsel, Sidley Austin Brown & WoodLLP, that the PROCEEDS will be treated as indebtedness for United States federal income tax purposes and that the PROCEEDS will be subject to the special regulations issued by the U.S. Treasury Department governing contingent payment debt instruments (the “CPDI regulations”).

### **Accrual of Interest on the PROCEEDS**

Pursuant to the terms of the PROCEEDS, we and you will agree, for United States federal income tax purposes, to treat the PROCEEDS as debt instruments that are subject to the CPDI regulations. Pursuant to these regulations, U.S. Holders of the PROCEEDS will be required to accrue interest income on the PROCEEDS, in the amounts described below, regardless of whether the U.S. Holder uses the cash or accrual method of tax accounting.

The CPDI regulations provide that a U.S. Holder must accrue an amount of ordinary interest income, as original issue discount for United States federal income tax purposes, for each accrual period prior to and including the maturity date of the PROCEEDS that equals:

- (1) the product of (i) the adjusted issue price (as defined below) of the PROCEEDS as of the beginning of the accrual period; and (ii) the comparable yield to maturity (as defined below) of the PROCEEDS, adjusted for the length of the accrual period;
- (2) divided by the number of days in the accrual period; and
- (3) multiplied by the number of days during the accrual period that the U.S. Holder held the PROCEEDS.

A PROCEEDS’s issue price is the first price to the public at which a substantial amount of the PROCEEDS is sold, excluding sales to bond houses, brokers or similar persons or organizations acting in the capacity of underwriters, placement agents or wholesalers. The adjusted issue price of a PROCEEDS is its issue price increased by any interest income previously accrued, determined without regard to any adjustments to interest accruals described below, and decreased by the amount of any projected payments, as defined below, made with respect to the PROCEEDS.

The CPDI regulations require that we provide to U.S. Holders, solely for United States federal income tax purposes, a schedule of the projected amounts of payments, which we refer to as projected payments, on the PROCEEDS. This schedule must produce the comparable yield. Solely for purposes of applying the CPDI regulations to the PROCEEDS, ML&Co. has determined that the projected payments for the PROCEEDS consist of (i) estimates of the variable quarterly interest payments on the PROCEEDS and (ii) a payment on the maturity date of the principal amount thereof. In particular, ML&Co. has determined that, per \$10 principal amount of PROCEEDS, the comparable yield is 4.51%, compounded quarterly, and the projected payments consist of (i) projected variable quarterly interest payments equal to \$0.06 on February 23, 2006, \$0.11 on all other interest payment dates occurring prior to January 4, 2011, and (ii) a projected payment per \$10 principal amount of PROCEEDS on January 4, 2011 equal to \$10.05 (which will consist of the \$10 principal amount and a projected final interest payment equal to \$0.05). U.S. Holders may also obtain the projected payment schedule by submitting a written request for such information to Merrill Lynch & Co., Inc., Corporate Secretary’s Office, 222 Broadway, 17th Floor, New York, New York 10038 or to [corporatesecretary@exchange.ml.com](mailto:corporatesecretary@exchange.ml.com).

---

## **Table of Contents**

For United States federal income tax purposes, a U.S. Holder must use the comparable yield and the schedule of projected payments in determining its interest accruals, and the adjustments thereto described below, in respect of the PROCEEDS, unless a U.S. Holder timely discloses and justifies the use of other estimates to the Internal Revenue Service (the “IRS”). A U.S. Holder that determines its own comparable yield or schedule of projected payments must also establish that our comparable yield or schedule of projected payments is unreasonable.

**The comparable yield and the schedule of projected payments are not determined for any purpose other than for the determination of a U.S. Holder’s interest accruals and adjustments thereof in respect of the PROCEEDS for United States federal income tax purposes and do not constitute a projection or representation regarding the actual amounts payable on the PROCEEDS.**

Amounts treated as interest under the CPDI regulations are treated as original issue discount for all purposes of the Code.

### **Adjustments to Interest Accruals on the PROCEEDS**

If, during any taxable year, a U.S. Holder receives actual payments with respect to the PROCEEDS for that taxable year that in the aggregate exceed the total amount of projected payments for that taxable year, the U.S. Holder will incur a “net positive adjustment” under the CPDI regulations equal to the amount of that excess. The U.S. Holder will treat a “net positive adjustment” as additional interest income for the taxable year.

If a U.S. Holder receives in a taxable year actual payments with respect to the PROCEEDS for that taxable year that in the aggregate were less than the amount of projected payments for that taxable year, the U.S. Holder will incur a “net negative adjustment” under the CPDI regulations equal to the amount of such deficit. This adjustment will (a) reduce the U.S. Holder’s interest income on the PROCEEDS for that taxable year, and (b) to the extent of any excess after the application of (a), give rise to an ordinary loss to the extent of the U.S. Holder’s interest income on the PROCEEDS during prior taxable years, reduced to the extent that interest was offset by prior net negative adjustments.

### **Sale or Exchange of the PROCEEDS**

Generally, the sale or exchange of a PROCEEDS will result in taxable gain or loss to a U.S. Holder. The amount of gain or loss on a taxable sale or exchange will be equal to the difference between (a) the amount realized by the U.S. Holder on that sale or exchange and (b) the U.S. Holder’s adjusted tax basis in the PROCEEDS. A U.S. Holder’s adjusted tax basis in a PROCEEDS on any date will generally be equal to the U.S. Holder’s original purchase price for the PROCEEDS, increased by any interest income previously accrued by the U.S. Holder (determined without regard to any adjustments to interest accruals described above), and decreased by the amount of any projected payments, as defined above, previously made to the U.S. Holder through that date. Gain recognized upon a sale or exchange of a PROCEEDS will generally be treated as ordinary interest income; any loss will be ordinary loss to the extent of interest previously included in income, and thereafter, capital loss (which will be long-term if the PROCEEDS is held for more than one year). The deductibility of net capital losses by individuals and corporations is subject to limitations.

### **Treatment of Non-U.S. Holders**

All payments on the PROCEEDS made to a Non-U.S. Holder, including any payment of quarterly interest, and any gain realized on a sale or exchange of the PROCEEDS (other than income or gain attributable to accrued interest payments), will be exempt from United States income or withholding tax, provided that: (i) the Non-U.S. Holder does not own, actually or constructively, 10 percent or more of the total combined voting power of all classes of our stock entitled to vote, is not a controlled foreign corporation related, directly or indirectly, to us through stock ownership and is not a bank receiving interest described in section 881(c)(3)(A) of the Code; (ii) the statement requirement set forth in section 871(h) or section 881(c) of the Code has been fulfilled with respect to the beneficial owner, as discussed below; and (iii) the payments and gain are not effectively connected with the conduct by the Non-U.S. Holder of a trade or business in the United States.

---

## **Table of Contents**

The statement requirement referred to in the preceding paragraph will be fulfilled if the beneficial owner of a PROCEEDS certifies on IRS Form W-8BEN, under penalties of perjury, that it is not a United States person and provides its name, address and other information as the form may require.

If a Non-U.S. Holder of the PROCEEDS is engaged in a trade or business in the United States, and if interest on the PROCEEDS is effectively connected with the conduct of that trade or business, the Non-U.S. Holder, although exempt from the withholding tax discussed in the preceding paragraphs, will generally be subject to regular United States federal income tax on interest and on any gain realized on the sale or exchange of the PROCEEDS in the same manner as if it were a U.S. Holder. In lieu of the certificate described in the preceding paragraph, a Non-U.S. Holder will be required to provide to the withholding agent a properly executed IRS Form W-8ECI (or successor form) in order to claim an exemption from withholding tax. In addition, if a Non-U.S. Holder is a foreign corporation, the Non-U.S. Holder may be subject to a branch profits tax equal to 30% (or lower rate provided by an applicable treaty) of its effectively connected earnings and profits for the taxable year, subject to certain adjustments.

### **Backup Withholding Tax and Information Reporting**

Payments of principal, premium, if any, and interest (including original issue discount) on, and the proceeds from a disposition of, the PROCEEDS may be subject to information reporting and United States federal backup withholding tax at the applicable statutory rate if the U.S. Holder thereof fails to supply an accurate taxpayer identification number or otherwise fails to comply with applicable United States information reporting or certification requirements. A Non-U.S. Holder may be subject to United States backup withholding tax on payments on the PROCEEDS and the proceeds from a sale or other disposition of the PROCEEDS unless the Non-U.S. Holder complies with certification procedures to establish that it is not a United States person. Any amounts so withheld will be allowed as a credit against the holder's United States federal income tax liability and may entitle a holder to a refund, provided the required information is timely furnished to the IRS.

### **ERISA CONSIDERATIONS**

Each fiduciary of a pension, profit-sharing or other employee benefit plan or an individual retirement account or a Keogh Plan (a "plan") should consider whether an investment in the PROCEEDS would be consistent with the documents and instruments governing the plan, and whether the investment would involve a prohibited transaction under Section 406 of the Employee Retirement Income Security Act of 1974, as amended ("ERISA"), or Section 4975 of the Code.

Section 406 of ERISA and Section 4975 of the Code prohibit plans from engaging in certain transactions involving "plan assets" with persons who are "parties in interest" under ERISA or "disqualified persons" under the Code ("parties in interest") with respect to the plan or account. A violation of these prohibited transaction rules may result in civil penalties or other liabilities under ERISA and/or an excise tax under Section 4975 of the Code for those persons, unless exemptive relief is available under an applicable statutory, regulatory or administrative exemption. Certain employee benefit plans and arrangements including those that are governmental plans (as defined in section 3(32) of ERISA), certain church plans (as defined in Section 3(33) of ERISA) and foreign plans (as described in Section 4(b)(4) of ERISA) ("similar law arrangements") are not subject to the requirements of ERISA or Section 4975 of the Code but may be subject to similar provisions under applicable federal, state, local, foreign or other regulations, rules or laws ("similar laws").

---

## Table of Contents

The acquisition of the PROCEEDS by a plan with respect to which the Company, MLPF&S or certain of their affiliates is or becomes a party in interest may constitute or result in prohibited transaction under ERISA or Section 4975 of the Code, unless those PROCEEDS are acquired pursuant to and in accordance with an applicable exemption. The U.S. Department of Labor has issued five prohibited transaction class exemptions, or “PTCEs”, that may provide exemptive relief if required for direct or indirect prohibited transactions that may arise from the purchase or holding of the PROCEEDS. These exemptions are:

- (1) PTCE 84-14, an exemption for certain transactions determined or effected by independent qualified professional asset managers;
- (2) PTCE 90-1, an exemption for certain transactions involving insurance company pooled separate accounts;
- (3) PTCE 91-38, an exemption for certain transactions involving bank collective investment funds;
- (4) PTCE 95-60, an exemption for transactions involving certain insurance company general accounts; and
- (5) PTCE 96-23, an exemption for plan asset transactions managed by in-house asset managers.

The PROCEEDS may not be purchased or held by (1) any plan, (2) any entity whose underlying assets include “plan assets” by reason of any plan’s investment in the entity (a “plan asset entity”) or (3) any person investing “plan assets” of any plan, unless in each case the purchaser or holder is eligible for the exemptive relief available under one or more of the prohibited transaction class exemptions, or “PTCEs”, listed above or another applicable similar exemption. Any purchaser or holder of the PROCEEDS or any interest in the PROCEEDS will be deemed to have represented by its purchase and holding of the PROCEEDS that either (1) it is not a plan or a plan asset entity and is not purchasing those PROCEEDS on behalf of or with “plan assets” of any plan or plan asset entity or (2) with respect to the purchase or holding, it is eligible for the exemptive relief available under any of the PTCEs listed above or another applicable exemption. In addition, any purchaser or holder of the PROCEEDS or any interest in the PROCEEDS which is subject to any similar laws will be deemed to have represented by its purchase and holding of the PROCEEDS that its purchase and holding will not violate the provisions of those laws.

The sale of any PROCEEDS to a plan is in no respect a representation by the Company, MLPF&S or any of their respective affiliates that such an investment meets all relevant legal requirements with respect to investments by plans generally or any particular plan, or that such an investment is otherwise appropriate for plans generally or any particular plan.

Due to the complexity of these rules and the penalties that may be imposed upon persons involved in non-exempt prohibited transactions, it is important that fiduciaries or other persons considering purchasing the PROCEEDS on behalf of or with “plan assets” of any plan, plan asset entity or non-ERISA arrangement consult with their counsel regarding the availability of exemptive relief under any of the PTCEs listed above or any other applicable exemption, or the potential consequences of any purchase or holding under similar laws, as applicable.

### **USE OF PROCEEDS AND HEDGING**

The net proceeds from the sale of the PROCEEDS will be used as described under “Use of Proceeds” in the accompanying prospectus and to hedge market risks of ML&Co. associated with its obligation to pay the principal amount and the Supplemental Redemption Amount, if any.

**WHERE YOU CAN FIND MORE INFORMATION**

We file reports, proxy statements and other information with the SEC. Our SEC filings are also available over the Internet at the SEC's web site at <http://www.sec.gov>. The address of the SEC's Internet site is provided solely for the information of prospective investors and is not intended to be an active link. You may also read and copy any document we file at the SEC's public reference rooms in Washington, D.C. Please call the SEC at 1-800-SEC-0330 for more information on the public reference rooms and their copy charges. You may also inspect our SEC reports and other information at the New York Stock Exchange, Inc., 20 Broad Street, New York, New York 10005.

We have filed a registration statement on Form S-3 with the SEC covering the PROCEEDS and other securities. For further information on ML&Co. and the PROCEEDS, you should refer to our registration statement and its exhibits. The prospectus accompanying this prospectus supplement summarizes material provisions of contracts and other documents that we refer you to. Because the prospectus may not contain all the information that you may find important, you should review the full text of these documents. We have included copies of these documents as exhibits to our registration statement.

You should rely only on the information contained or incorporated by reference in this prospectus supplement and the accompanying prospectus. We have not, and the underwriter has not, authorized any other person to provide you with different information. If anyone provides you with different or inconsistent information, you should not rely on it. We are not, and the underwriter is not, making an offer to sell these securities in any jurisdiction where the offer or sale is not permitted.

You should assume that the information appearing in this prospectus supplement and the accompanying prospectus is accurate as of the date on the front cover of this prospectus supplement only. Our business, financial condition and results of operations may have changed since that date.



## UNDERWRITING

MLPF&S has agreed, subject to the terms and conditions of the underwriting agreement and a terms agreement, to purchase from ML&Co. \$52,000,000 aggregate principal amount of PROCEEDS. The underwriting agreement provides that the obligations of the underwriter are subject to certain conditions and that the underwriter will be obligated to purchase all of the PROCEEDS if any are purchased.

The underwriter has advised ML&Co. that it proposes initially to offer all or part of the PROCEEDS directly to the public, and that it may offer a part of the PROCEEDS to certain dealers, at the offering prices set forth on the cover page of this prospectus supplement. After the initial public offering, the public offering price may be changed. The underwriter is offering the PROCEEDS subject to receipt and acceptance and subject to the underwriter's right to reject any order in whole or in part. Proceeds to be received by ML&Co. will be net of the underwriting discount and expenses payable by ML&Co.

In addition to the compensation paid at the time of the original sale of the PROCEEDS, the underwriter will pay an amount on each anniversary of the Pricing Date in 2006 through 2009 to brokers whose client accounts purchased the units in the initial distribution and who continue to hold their PROCEEDS. This additional amount will equal 0.5% per unit based on the redemption amount of the PROCEEDS calculated as if the applicable payment date is the maturity date and the Ending Value is equal to the closing value of the Reference Index on that date. Also, the underwriter may from time to time pay additional amounts to brokers whose client accounts purchased PROCEEDS in the secondary market and continue to hold those PROCEEDS.

MLPF&S, a broker-dealer subsidiary of ML&Co. is a member of the National Association of Securities Dealers, Inc. and will participate in distributions of the PROCEEDS. Accordingly, offerings of the PROCEEDS will conform to the requirements of Rule 2720 of the Conduct Rules of the NASD.

The underwriter is permitted to engage in certain transactions that stabilize the price of the PROCEEDS. These transactions consist of bids or purchases for the purpose of pegging, fixing or maintaining the price of the PROCEEDS.

If the underwriter creates a short position in the PROCEEDS in connection with the offering, i.e., if it sells more units of the PROCEEDS than are set forth on the cover page of this prospectus supplement, the underwriter may reduce that short position by purchasing units of the PROCEEDS in the open market. In general, purchases of a security for the purpose of stabilization or to reduce a short position could cause the price of the security to be higher than it might be in the absence of these purchases. "Naked" short sales are sales in excess of the underwriter's overallocation option or, where no overallocation option exists, sales in excess of the number of units an underwriter has agreed to purchase from the issuer. Because MLPF&S, as underwriter for the PROCEEDS, has no overallocation option, it would be required to closeout a short position in the PROCEEDS by purchasing PROCEEDS in the open market. Neither ML&Co. nor the underwriter makes any representation or prediction as to the direction or magnitude of any effect that the transactions described above may have on the price of the PROCEEDS. In addition, neither ML&Co. nor the underwriter makes any representation that the underwriter will engage in these transactions or that these transactions, once commenced, will not be discontinued without notice.

MLPF&S may use this prospectus supplement and the accompanying prospectus for offers and sales related to market-making transactions in the PROCEEDS. MLPF&S may act as principal or agent in these transactions, and the sales will be made at prices related to prevailing market prices at the time of sale.

**VALIDITY OF THE NOTES**

The validity of the PROCEEDS will be passed upon for ML&Co. and for the underwriter by Sidley Austin Brown & WoodLLP, New York, New York.

**EXPERTS**

The consolidated financial statements, the related financial statement schedule, and management's report on the effectiveness of internal control over financial reporting incorporated in this prospectus supplement by reference from Merrill Lynch & Co., Inc.'s Annual Report on Form 10-K for the year ended December 31, 2004 have been audited by Deloitte & Touche LLP, an independent registered public accounting firm, as stated in their reports, which are incorporated herein by reference, and have been so incorporated in reliance upon the reports of such firm given upon their authority as experts in accounting and auditing.

With respect to the unaudited interim condensed consolidated financial information for the three-month periods ended April 1, 2005 and March 26, 2004, the three-month and six-month periods ended July 1, 2005 and June 25, 2004 and the three-month and nine-month periods ended September 30, 2005 and September 24, 2004 which is incorporated herein by reference, Deloitte & Touche LLP, an independent registered public accounting firm, have applied limited procedures in accordance with the standards of the Public Company Accounting Oversight Board (United States) for reviews of such information. However, as stated in their reports included in Merrill Lynch & Co., Inc.'s Quarterly Reports on Form 10-Q for the quarters ended April 1, 2005, July 1, 2005 and September 30, 2005 and incorporated by reference herein, they did not audit and they do not express opinions on that interim financial information. Accordingly, the degree of reliance on their reports on such information should be restricted in light of the limited nature of the review procedures applied. Deloitte & Touche LLP are not subject to the liability provisions of Section 11 of the Securities Act of 1933 for their reports on the unaudited interim condensed consolidated financial information because those reports are not "reports" or a "part" of the registration statement prepared or certified by an accountant within the meaning of Sections 7 and 11 of the Act.

---

[Table of Contents](#)

**INDEX OF CERTAIN DEFINED TERMS**

Adjusted Quarterly Income	S-45
Allocation Determination Event	S-7
Anniversary Date	S-41
Banking Business Day	S-18
Basket Adjustment Factor	S-6
Basket Unit Income	S-6
Basket Units	S-1
Business Day	S-18
Calculation Agent	S-3
Cushion	S-7
Daily Leverage Charge	S-6
Defeasance Event	S-7
dividend yield	S-39
Ending Value	S-4
Floor Level	S-7
Index Adjustment Factor	S-6
Index Business Day	S-17
Index Components	S-3
Leverage Units	S-1
Market Disruption Event	S-19
New Stocks	S-41
Pricing Date	S-3
Quarterly Reconstitution Date	S-41
Reference Index	S-1
Share Multiplier	S-40
Starting Value	S-5
Supplemental Redemption Amount	S-4
Targeted Exposure	S-7
Threshold Value	S-4
Valuation Date	S-5
Value Line 30 Basket	S-1
Value Line 30 Company	S-32
Value Line 30 Stocks	S-4
Zero Coupon Bond Units	S-1



**5,200,000 Units**

**Merrill Lynch & Co., Inc.**

**PROtected Covered Call EnhancED Income NoteS<sup>SM</sup>  
Linked to the Value Line 30 PROCEEDS Index, Series 2  
due January 4, 2011  
(the “PROCEEDS<sup>SM</sup>”)  
\$10 principal amount per unit**

---

**PROSPECTUS SUPPLEMENT**

---

**Merrill Lynch & Co.**

**December 29, 2005**

“PROtected Covered Call EnhancED Income NoteS” and “PROCEEDS” are service marks of Merrill Lynch & Co., Inc.

---