

2,310,000 Units
 Accelerated Return NotesSM
 Linked to the MSCI EAFE Index[®]
 due January 29, 2010
 \$10 principal amount per unit
 Term Sheet No. 3162
Merrill Lynch & Co., Inc.

Pricing Date November 26, 2008
 Settlement Date December 5, 2008
 Maturity Date January 29, 2010
 CUSIP No. 59023V563



Accelerated Return NotesSM

- 3-to-1 upside exposure, subject to a cap of 41.40%
- A maturity of approximately 14 months
- 1-to-1 downside exposure, with no downside limit
- No periodic interest payments
- Application made to list on NYSE Arca under the symbol "AMO"
- This debt is not guaranteed under the Federal Deposit Insurance Corporation's Temporary Liquidity Guarantee Program

STRUCTURED INVESTMENTS

PRINCIPAL PROTECTION
 ENHANCED INCOME
 MARKET PARTICIPATION
 ENHANCED PARTICIPATION



The Notes will have the terms specified in this term sheet as supplemented by the documents indicated herein under "Additional Note Terms" (together the "Note Prospectus"). Investing in the Notes involves a number of risks. See [Risk Factors](#) on page TS-5 of this term sheet and beginning on page PS-4 of product supplement ARN-4 .

In connection with this offering, each of Merrill Lynch, Pierce, Fenner & Smith Incorporated and its broker-dealer affiliate First Republic Securities Company, LLC is acting in its capacity as a principal.

Neither the Securities and Exchange Commission nor any state securities commission has approved or disapproved of these securities or determined if this Note Prospectus is truthful or complete. Any representation to the contrary is a criminal offense.

	Per Unit	Total
Public offering price (1)	\$10.00	\$23,100,000
Underwriting discount (1)	\$.20	\$462,000
Proceeds, before expenses, to Merrill Lynch & Co., Inc.	\$9.80	\$22,638,000

(1) The public offering price and underwriting discount for any purchase of 500,000 units or more in a single transaction by an individual investor will be \$9.95 per unit and \$.15 per unit, respectively.

"ARNsSM" is a registered service mark of Merrill Lynch & Co., Inc.

"MSCI EAFE Index[®]" is the exclusive property of MSCI, Inc. and has been licensed for use by Merrill Lynch, Pierce, Fenner & Smith Incorporated. Merrill Lynch & Co., Inc. is an authorized sublicensee.

Merrill Lynch & Co.
 November 26, 2008



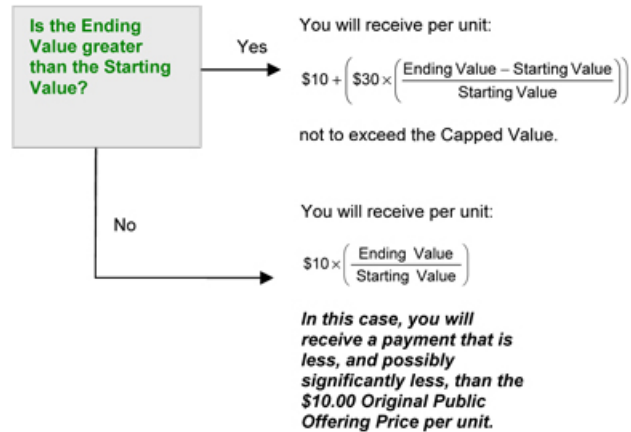
Summary

The Accelerated Return NotesSM Linked to the MSCI EAFE Index[®] due January 29, 2010 (the “Notes”) are senior unsecured debt securities of Merrill Lynch & Co., Inc. (“ML&Co.”) and are not guaranteed or insured by the Federal Deposit Insurance Corporation (“FDIC”) or secured by collateral. The Notes will rank equally with all of our other unsecured and unsubordinated debt, and any payments due on the Notes, including any repayment of principal, will be subject to the credit risk of ML&Co. The Notes provide a leveraged return for investors, subject to a cap, if the level of the MSCI EAFE Index[®] (the “Index”) increases moderately from the Starting Value of the Index, determined on November 26, 2008, the date the Notes were priced for initial sale to the public (the “Pricing Date”), to the Ending Value of the Index, determined on the Calculation Days shortly prior to the maturity date of the Notes. Investors must be willing to forego interest payments on the Notes and willing to accept a return that is capped or a repayment that is less, and potentially significantly less, than the Original Public Offering Price of the Notes.

Terms of the Notes

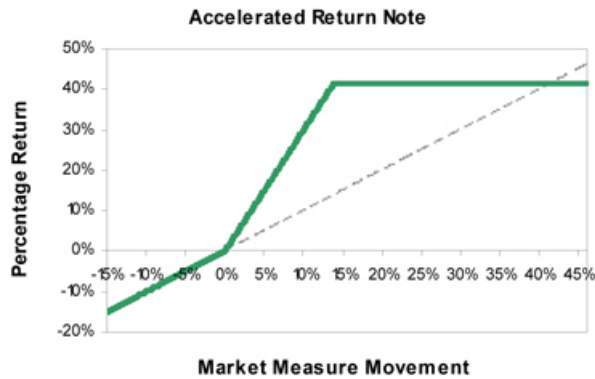
Issuer:	Merrill Lynch & Co., Inc.
Original Public Offering Price:	\$10 per unit
Term:	Approximately 14 months
Market Measure:	MSCI EAFE Index [®]
Starting Value:	1,141.11
Ending Value:	The average of the closing levels of the Index on the five Calculation Days (as defined in product supplement ARN-4) during the Calculation Period shortly before the maturity date of the Notes, as more fully described in product supplement ARN-4.
Capped Value:	Represents a return of 41.40% over the \$10 Original Public Offering Price (or \$14.14 per unit of the Notes).
Calculation Period:	January 20, 2010, January 21, 2010, January 22, 2010, January 25, 2010, and January 26, 2010, provided that fewer than five Market Measure Business Days and even a single day could be used, as more fully described in product supplement ARN-4.
Calculation Agent:	Merrill Lynch, Pierce, Fenner & Smith Incorporated, an affiliate of ML&Co.

Determining Payment at Maturity for the Notes





Hypothetical Payout Profile



This graph reflects the hypothetical returns on the Notes, including the Capped Value of 41.40%. The green line reflects the hypothetical returns on the Notes, while the dotted gray line reflects the hypothetical returns of a direct investment in the stocks included in the Index, excluding dividends.

This graph has been prepared for purposes of illustration only. Your actual return will depend on the actual Ending Value and the term of your investment.

Hypothetical Payments at Maturity

Examples

Set forth below are three examples of payment at maturity calculations (rounded to two decimal places), reflecting the Starting Value of 1,141.11 and the Capped Value of \$14.14.

Example 1—The hypothetical Ending Value is 80% of the Starting Value:

Starting Value: 1,141.11
Hypothetical Ending Value: 912.89

$$\$10 \times \left(\frac{912.89}{1,141.11} \right) = \$8.00$$

Payment at maturity (per unit) = \$8.00

Example 2—The hypothetical Ending Value is 102% of the Starting Value:

Starting Value: 1,141.11
Hypothetical Ending Value: 1,163.93

$$\$10 + \left(\$30 \times \left(\frac{1,163.93 - 1,141.11}{1,141.11} \right) \right) = \$10.60$$

Payment at maturity (per unit) = \$10.60

Example 3—The hypothetical Ending Value is 150% of the Starting Value:

Starting Value: 1,141.11
Hypothetical Ending Value: 1,711.67

$$\$10 + \left(\$30 \times \left(\frac{1,711.67 - 1,141.11}{1,141.11} \right) \right) = \$25.00$$

Payment at maturity (per unit) = \$14.14 (Payment at maturity cannot be greater than the Capped Value)



Accelerated Return NotesSM

Linked to the MSCI EAFE Index[®] due January 29, 2010

STRUCTURED INVESTMENTS

PRINCIPAL PROTECTION
ENHANCED INCOME
MARKET PARTICIPATION
ENHANCED PARTICIPATION

The following table illustrates, for the Starting Value of 1,141.11 and a range of hypothetical Ending Values of the Index:

- the percentage change from the Starting Value to the hypothetical Ending Value;
- the total amount payable on the maturity date per unit (rounded to two decimal places);
- the total rate of return to holders of the Notes;
- the pretax annualized rate of return to holders of the Notes; and
- the pretax annualized rate of return of a hypothetical investment in the stocks included in the Index, which includes an assumed aggregate dividend yield of 5.50% per annum, as more fully described below.

The table below reflects that Capped Value of \$14.14.

Hypothetical Ending Value	Percentage change from the Starting Value to the hypothetical Ending Value	Total amount payable on the maturity date per unit	Total rate of return on the Notes	Pretax annualized rate of return on the Notes (1)	Pretax annualized rate of return of the stocks included in the Index (1)(2)
570.56	-50.00%	\$5.00	-50.00%	-52.04%	-45.52%
684.67	-40.00%	\$6.00	-40.00%	-39.83%	-33.64%
798.78	-30.00%	\$7.00	-30.00%	-28.73%	-22.78%
912.89	-20.00%	\$8.00	-20.00%	-18.49%	-12.72%
1,027.00	-10.00%	\$9.00	-10.00%	-8.96%	-3.31%
1,049.82	-8.00%	\$9.20	-8.00%	-7.12%	-1.50%
1,072.64	-6.00%	\$9.40	-6.00%	-5.31%	0.29%
1,095.47	-4.00%	\$9.60	-4.00%	-3.52%	2.06%
1,118.29	-2.00%	\$9.80	-2.00%	-1.75%	3.81%
1,141.11 (3)	0.00%	\$10.00	0.00%	0.00%	5.54%
1,163.93	2.00%	\$10.60	6.00%	5.13%	7.25%
1,186.75	4.00%	\$11.20	12.00%	10.10%	8.95%
1,209.58	6.00%	\$11.80	18.00%	14.92%	10.62%
1,232.40	8.00%	\$12.40	24.00%	19.61%	12.28%
1,255.22	10.00%	\$13.00	30.00%	24.17%	13.92%
1,369.33	20.00%	\$14.14 (4)	41.40%	32.51%	21.90%
1,483.44	30.00%	\$14.14	41.40%	32.51%	29.52%
1,597.55	40.00%	\$14.14	41.40%	32.51%	36.82%
1,711.67	50.00%	\$14.14	41.40%	32.51%	43.84%

(1) The annualized rates of return specified in this column are calculated on a semiannual bond equivalent basis and assume an investment term from December 5, 2008 to January 29, 2010, the term of the Notes.

(2) This rate of return assumes:

- a percentage change in the aggregate price of the stocks included in the Index that equals the percentage change in the level of the Index from the Starting Value to the relevant hypothetical Ending Value;
- a constant dividend yield of 5.50% per annum, paid quarterly from the date of initial delivery of the Notes, applied to the level of the Index at the end of each quarter assuming this value increases or decreases linearly from the Starting Value to the applicable hypothetical Ending Value; and
- no transaction fees or expenses.

(3) This is the Starting Value.

(4) The total amount payable on the maturity date per unit of the Notes cannot exceed the Capped Value of \$14.14.

The above figures are for purposes of illustration only. The actual amount you receive and the resulting total and pretax annualized rates of return will depend on the actual Ending Value and the term of your investment.



Risk Factors

An investment in the Notes involves significant risks. The following is a list of certain of the risks involved in investing in the Notes. You should carefully review the more detailed explanation of risks relating to the Notes in the "Risk Factors" sections included in the product supplement and MTN prospectus supplement identified below under "Additional Note Terms". We also urge you to consult your investment, legal, tax, accounting and other advisers before you invest in the Notes.

- Your investment may result in a loss.
- Your yield may be lower than the yield on other debt securities of comparable maturity.
- Your return is limited and may not reflect the return on a direct investment in the stocks included in the Index.
- You must rely on your own evaluation of the merits of an investment linked to the Index.
- Exchange rate movements may impact the value of the Notes.
- You will not have the right to receive cash dividends or exercise ownership rights with respect to the stocks included in the Index.
- Your return on the Notes may be affected by factors affecting international securities markets.
- In seeking to provide investors with what we believe to be commercially reasonable terms for the Notes while providing MLPF&S with compensation for its services, we have considered the costs of developing, hedging and distributing the Notes. If a trading market develops for the Notes (and such a market may not develop), these costs are expected to affect the market price you may receive or be quoted for your Notes on a date prior to the stated maturity date.
- The publisher of the Index may adjust the Index in a way that affects its level, and such publisher has no obligation to consider your interests.
- Many factors affect the trading value of the Notes; these factors interrelate in complex ways and the effect of any one factor may offset or magnify the effect of another factor.
- Purchases and sales of the stocks underlying the Index by us and our affiliates may affect your return.
- Potential conflicts of interest could arise.
- Tax consequences are uncertain. See "Certain U.S. Federal Income Taxation Considerations" below.

In addition to the risk factors, it is important to bear in mind that the Notes are senior debt securities of ML&Co. and are not guaranteed or insured by the FDIC or secured by collateral. The Notes will rank equally with all of our unsecured and unsubordinated debt, and any payments due on the Notes, including any repayment of principal, will be subject to the credit risk of ML&Co.

Recent Developments

On September 15, 2008, we entered into a merger agreement with Bank of America Corporation ("Bank of America"). This agreement provides that ML&Co. will become a wholly owned subsidiary of Bank of America. The transaction has been approved by the board of directors of each company and is expected to close on or after December 31, 2008, subject to shareholder approval at both companies, customary closing conditions, and standard regulatory approvals. This merger will create one of the leading financial institutions in the world.

Investor Considerations

You may wish to consider an investment in the Notes if:

- You anticipate that the Index will appreciate moderately from the Starting Value to the Ending Value.
- You accept that your investment may result in a loss, which could be significant, if the level of the Index decreases from the Starting Value to the Ending Value.
- You accept that the return on the Notes will not exceed the Capped Value.
- You are willing to forego interest payments on the Notes, such as fixed or floating rate interest paid on traditional interest bearing debt securities.
- You want exposure to the Index with no expectation of dividends or other benefits of owning the underlying securities.
- You are willing to accept that there is no assurance that the Notes will be listed or remain listed on NYSE Arca. You understand that any listing does not ensure that a trading market will develop for the Notes or that there will be liquidity in any trading market. You understand that secondary market prices for the Notes, if any, will be affected by various factors, including the perceived creditworthiness of ML&Co.

The Notes may not be appropriate investments for you if:

- You anticipate that the Index will depreciate from the Starting Value to the Ending Value or that the Index will not appreciate sufficiently over the term of the Notes to provide you with your desired return.
- You are seeking principal protection or preservation of capital.
- You seek a return on your investment that will not be capped at 41.40%.
- You seek interest payments or other current income on your investment.
- You want to receive dividends or other distributions paid on the stocks included in the Index.
- You want assurances that there will be a liquid market if and when you want to sell the Notes prior to maturity.



Other Provisions

We may deliver the Notes against payment therefor in New York, New York on a date that is in excess of three business days following the Pricing Date. Under Rule 15c6-1 of the Securities Exchange Act of 1934, trades in the secondary market generally are required to settle in three business days, unless the parties to any such trade expressly agree otherwise. Accordingly, if the initial settlement on the Notes occurs more than three business days from the Pricing Date, purchasers who wish to trade Notes more than three business days prior to the original issue date will be required to specify alternative settlement arrangements to prevent a failed settlement.

If you place an order to purchase these offered securities, you are consenting to each of MLPF&S and its broker-dealer affiliate First Republic Securities Company, LLC acting as a principal in effecting the transaction for your account. MLPF&S is acting as an underwriter and/or selling agent for this offering and will receive underwriting compensation from the issuer of the securities.

The following definition replaces the definition of "Market Measure Business Day" set forth in product supplement ARN-4:

A "Market Measure Business Day" means a day on which (1) the New York Stock Exchange (the "NYSE") and the Nasdaq Stock Market (or any successor to the foregoing exchanges) are open for trading and (2) the Market Measure or any successor thereto is calculated and published.

Supplement to the Plan of Distribution

MLPF&S and First Republic Securities Company, LLC, each a broker-dealer subsidiary of ML&Co., are members of the Financial Industry Regulatory Authority, Inc. (formerly the National Association of Securities Dealers, Inc. (the "NASD")) and will participate in the distribution of the Notes. Accordingly, offerings of the Notes will conform to the requirements of NASD Rule 2720.

MLPF&S and First Republic Securities Company, LLC may use this Note Prospectus for offers and sales in secondary market transactions and market-making transactions in the Notes but are not obligated to engage in such secondary market transactions and/or market-making transactions. MLPF&S and First Republic Securities Company, LLC may act as principal or agent in these transactions, and any such sales will be made at prices related to prevailing market prices at the time of the sale.



The Index

All disclosure contained in this term sheet regarding the MSCI Indices including, without limitation, their make-up, method of calculation and changes in components, is derived from the MSCI Global Investable Market Indices Methodology book published by MSCI, Inc. ("MSCI") and Barra, Inc. in August 2008 and other publicly available information. This information reflects the policies of MSCI, as stated in this publicly available information, and is subject to change by MSCI at its discretion. MSCI has no obligation to continue to publish, and may discontinue publication of, the MSCI Indices. ML&Co. and MLPF&S have not independently verified and make no representation as to the accuracy or completeness of such information. None of ML&Co., the calculation agent and MLPF&S accepts any responsibility for the calculation, maintenance or publication of the MSCI Indices or any successor indices.

General – MSCI Indices

The MSCI Indices were founded in 1969 by Capital International S.A. as the first international performance benchmarks constructed to facilitate accurate comparison of world markets. Morgan Stanley acquired the rights to the indices and data from Capital International in 1986. In November 1998, Morgan Stanley transferred all rights to the MSCI indices to Morgan Stanley Capital International Inc., which was later succeeded by MSCI, Inc. The MSCI Indices have covered the world's developed markets since 1969 and, in 1987, MSCI commenced coverage of the emerging markets. MSCI applies the same criteria and calculation methodology across all markets for all equity indices, developed and emerging.

The MSCI Standard Indices are composed of the MSCI Large Cap and Mid Cap Indices. The MSCI Small Cap Index contains no overlap with constituents of the MSCI Standard Indices. Together, the relevant MSCI Large Cap, Mid Cap and Small Cap Indices make up the MSCI Investable Market Index for each country, composite, sector, and style index that MSCI offers.

Constructing the MSCI Global Investable Market Indices

MSCI undertakes an index construction process, which involves: (i) defining the Equity Universe; (ii) determining the Market Investable Equity Universe for each market; (iii) determining market capitalization size segments for each market; (iv) applying Index Continuity Rules for the Standard Index; (v) creating style segments within each size segment within each market and (vi) classifying securities under the Global Industry Classification Standard (the "GICS[®]").

Defining the Equity Universe

(i) **Identifying Eligible Equity Securities:** The Equity Universe initially looks at securities listed in any of the countries in the MSCI Global Index Series, which will be classified as either Developed Markets (DM) or Emerging Markets (EM). All listed equity securities, or listed securities that exhibit characteristics of equity securities, except mutual funds, ETFs, equity derivatives, limited partnerships and most investment trusts are eligible for inclusion in the Equity Universe. Real Estate Investment Trusts (REITs) in some countries and certain income trusts in Canada are also eligible for inclusion.

(ii) **Country Classification of Eligible Securities:** Each company and its securities (i.e., share classes) is classified in one and only one country, which allows for a distinctive sorting of each company by its respective country.

Determining the Market Investable Equity Universes

A Market Investable Equity Universe for a market is derived by applying investability screens to individual companies and securities in the Equity Universe that are classified in that market. A market is equivalent to a single country, except in DM Europe, where all DM countries in Europe are aggregated into a single market for index construction purposes. Subsequently, individual DM Europe country indices within the MSCI Europe Index are derived from the constituents of the MSCI Europe Index under the Global Investable Market Indices methodology.

The investability screens used to determine the Investable Equity Universe in each market are as follows:

(i) **Equity Universe Minimum Size Requirement:** This investability screen is applied at the company level. In order to be included in a Market Investable Equity Universe, a company must have the required minimum full market capitalization.

(ii) **Equity Universe Minimum Float-Adjusted Market Capitalization Requirement:** This investability screen is applied at the individual security level. To be eligible for inclusion in a Market Investable Equity Universe, a security must have a free float-adjusted market capitalization equal to or higher than 50% of the Equity Universe Minimum Size Requirement.

(iii) **DM and EM Minimum Liquidity Requirement:** This investability screen is applied at the individual security level. To be eligible for inclusion in a Market Investable Equity Universe, a security must have adequate liquidity. The Annualized Traded Value Ratio (ATVR), a measure which offers the advantage of screening out extreme daily trading volumes and taking into account the free float-adjusted market capitalization size of securities, is used to measure liquidity. In the calculation of the ATVR, the trading volumes in depository receipts associated with that security, such as ADRs or GDRs, are also considered. A minimum liquidity level of 20% ATVR is required for inclusion of a security in a Market Investable Equity Universe of a Developed Market and a minimum liquidity level of 15% ATVR is required for inclusion of a security in a Market Investable Equity Universe of an Emerging Market.

(iv) **Global Minimum Foreign Inclusion Factor Requirement:** This investability screen is applied at the individual security level. To be eligible for inclusion in a Market Investable Equity Universe, a security's Foreign Inclusion Factor (FIF) must reach a certain threshold. The FIF of a



security is defined as the proportion of shares outstanding that is available for purchase in the public equity markets by international investors. This proportion accounts for the available free float of and/or the foreign ownership limits applicable to a specific security (or company). In general, a security must have an FIF equal to or larger than 0.15 to be eligible for inclusion in a Market Investable Equity Universe.

(v) **Minimum Length of Trading Requirement:** This investability screen is applied at the individual security level. For an IPO to be eligible for inclusion in a Market Investable Equity Universe, the new issue must have started trading at least four months before the implementation of the initial construction of the index or at least three months before the implementation of a Semi-Annual Index Review. This requirement is applicable to small new issues in all markets. Large IPOs are not subject to the Minimum Length of Trading Requirement and may be included in a Market Investable Equity Universe and the Standard Index outside of a Quarterly or Semi-Annual Index Review.

Defining Market Capitalization Size Segments for Each Market

Once a Market Investable Equity Universe is defined, it is segmented into the following size-based indices:

- Investable Market Index (Large + Mid + Small)
- Standard Index (Large + Mid)
- Large Cap Index
- Mid Cap Index
- Small Cap Index

Creating the Size Segment Indices in each market involves the following steps: (i) defining the Market Coverage Target Range for each size segment; (ii) determining the Global Minimum Size Range for each size segment; (iii) determining the Associated Market Size-Segment Cutoffs and Segment Number of Companies; (iv) assigning companies to the size segments and (v) applying final size-segment investability requirements.

Applying Index Continuity Rules for the Standard Indices

In order to achieve index continuity, as well as provide some basic level of diversification within a market index, notwithstanding the effect of other index construction rules contained herein, a minimum number of five constituents will be maintained for a DM Standard Index and a minimum number of three constituents will be maintained for an EM Standard Index.

Creating Style Indices within Each Size Segment

All securities in the investable equity universe are classified into Value or Growth segments using the MSCI Global Value and Growth methodology, which uses multiple factors to identify value and growth characteristics. The value investment style characteristics use the following three variables for index construction: book value to price ratio, 12-month forward earnings to price ratio and dividend yield. The growth investment style characteristics use the following five variables for index construction: long-term forward earnings per share ("EPS") growth rate, short-term EPS growth rate, current internal growth rate, long-term historical EPS growth trend and long-term historical sales per share growth trend.

Classifying Securities under the Global Industry Classification Standard

All securities in the Global Investable Equity Universe are assigned to the industry that best describes their business activities. To this end, MSCI has designed, in conjunction with Standard & Poor's, the Global Industry Classification Standard (GICS). Under the GICS, each company is assigned uniquely to one sub-industry according to its principal business activity. Therefore, a company can only belong to one industry grouping at each of the four levels of the GICS.

Maintaining the MSCI Global Investable Market Indices

The MSCI Global Investable Market Indices are maintained with the objective of reflecting the evolution of the underlying equity markets and segments on a timely basis, while seeking to achieve index continuity, continuous investability of constituents and replicability of the indices, and index stability and low index turnover.

In particular, index maintenance involves:

(i) Semi-Annual Index Reviews (SAIRs) in May and November of the Size Segment and Global Value and Growth Indices which include:

- Updating the indices on the basis of a fully refreshed Equity Universe.
- Taking buffer rules into consideration for migration of securities across size and style segments.
- Updating Foreign Inclusion Factors (FIFs) and Number of Shares (NOS).



(ii) Quarterly Index Reviews (QIRs) in February and August of the Size Segment Indices aimed at:

- Including significant new eligible securities (such as IPOs which were not eligible for earlier inclusion) in the index.
- Allowing for significant moves of companies within the Size Segment Indices, using wider buffers than in the SAIR.
- Reflecting the impact of significant market events on FIFs and updating NOS.

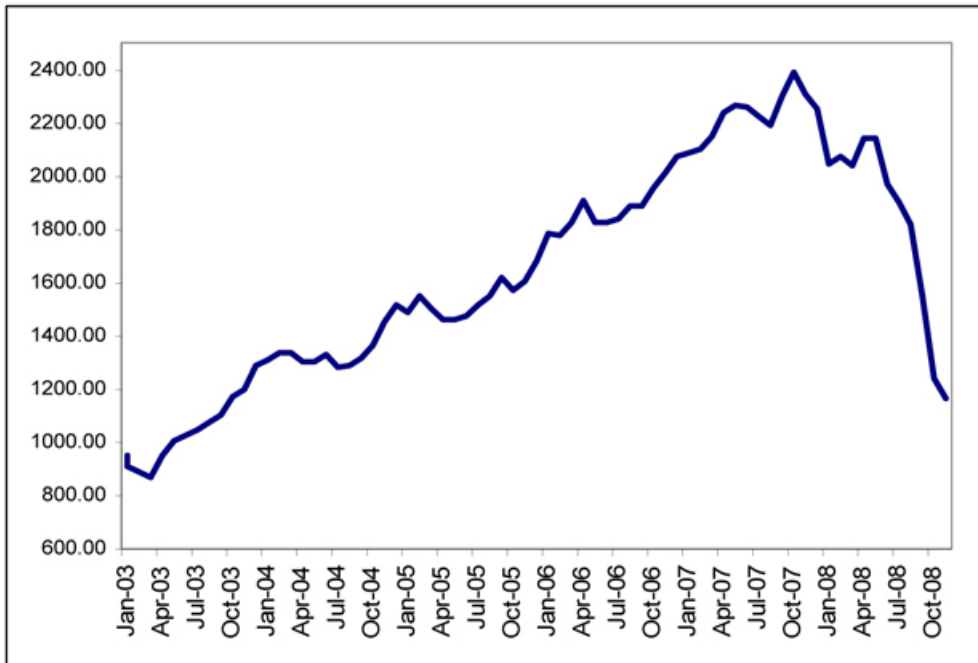
(iii) Ongoing event-related changes are generally implemented in the indices as they occur. Significantly large IPOs are included in the indices after the close of the company's tenth day of trading.

The MSCI EAFE Index[®]

The MSCI EAFE Index[®] (the "Index") is a free float-adjusted market capitalization index that is designed to measure the performance of developed equity markets, excluding the United States and Canada. As of the Pricing Date, the Index consisted of the following 21 developed market country indices: Australia, Austria, Belgium, Denmark, Finland, France, Germany, Greece, Hong Kong, Ireland, Italy, Japan, the Netherlands, New Zealand, Norway, Portugal, Singapore, Spain, Sweden, Switzerland, and the United Kingdom. As of October 31, 2008, the five largest country weights were: Japan 23.6%, the United Kingdom 19.6%, France 10.2%, Germany 8.7% and Switzerland 8.7% and the five largest sector weights were: Financials 23.6%, Industrials 10.7%, Consumer Discretionary 10.6%, Consumer Staples 10.1% and Health Care 9.7%.

The Index is published by MSCI. The Index has a base date of December 31, 1969 and an initial value of 100. The Index is calculated daily in U.S. dollars and published in real time every 60 seconds during market trading hours. The Index is published by Bloomberg under the index symbol "MXEA".

The following graph sets forth the monthly historical performance of the Index in the period from January 2003 through October 2008. This historical data on the Index is not necessarily indicative of the future performance of the Index or what the value of the Notes may be. Any historical upward or downward trend in the level of the Index during any period set forth below is not an indication that the Index is more or less likely to increase or decrease at any time over the term of the Notes. On the Pricing Date, the closing level of the Index was 1,141.11.



License Agreement

MLPF&S and MSCI have entered into or, to the extent required, will enter into a non-exclusive license agreement providing for the license to MLPF&S and certain of its affiliates (including ML&Co.), in exchange for a fee, of the right to use certain indices calculated by MSCI in connection with the issuance and marketing of securities, including the Notes.

The license agreement provides that the following information must be set forth in this term sheet:

"THE NOTES ARE NOT SPONSORED, ENDORSED, SOLD OR PROMOTED BY MORGAN STANLEY CAPITAL INTERNATIONAL INC. ("MSCI"), ANY AFFILIATE OF MSCI OR ANY OTHER PARTY INVOLVED IN, OR RELATED TO, MAKING OR COMPILING ANY MSCI INDEX. THE MSCI INDICES ARE THE EXCLUSIVE PROPERTY OF MSCI. MSCI AND THE MSCI INDEX NAMES ARE SERVICE MARK(S) OF MSCI OR ITS AFFILIATES AND HAVE BEEN LICENSED FOR USE FOR CERTAIN PURPOSES BY MLPF&S AND ML&CO. NEITHER MSCI, ANY OF ITS AFFILIATES NOR ANY OTHER PARTY INVOLVED IN, OR RELATED TO, MAKING OR COMPILING ANY MSCI INDEX MAKES ANY REPRESENTATION OR WARRANTY, EXPRESS OR IMPLIED, TO THE OWNERS OF THE NOTES OR ANY MEMBER OF THE PUBLIC REGARDING THE ADVISABILITY OF INVESTING IN FINANCIAL SECURITIES GENERALLY OR IN THIS FINANCIAL PRODUCT PARTICULARLY OR THE ABILITY OF ANY MSCI INDEX TO TRACK CORRESPONDING STOCK MARKET PERFORMANCE. MSCI OR ITS AFFILIATES ARE THE LICENSORS OF CERTAIN TRADEMARKS, SERVICE MARKS AND TRADE NAMES AND OF THE MSCI INDICES WHICH ARE DETERMINED, COMPOSED AND CALCULATED BY MSCI WITHOUT REGARD TO THE NOTES OR THE ISSUER OR OWNER OF A NOTE. NEITHER MSCI, ANY OF ITS AFFILIATES NOR ANY OTHER PARTY INVOLVED IN, OR RELATED TO, MAKING OR COMPILING ANY MSCI INDEX HAS ANY



OBLIGATION TO TAKE THE NEEDS OF THE ISSUERS OR OWNERS OF THE NOTES INTO CONSIDERATION IN DETERMINING, COMPOSING OR CALCULATING THE MSCI INDICES. NEITHER MSCI, ITS AFFILIATES NOR ANY OTHER PARTY INVOLVED IN, OR RELATED TO, MAKING OR COMPILING ANY MSCI INDEX IS RESPONSIBLE FOR OR HAS PARTICIPATED IN THE DETERMINATION OF THE TIMING OF, PRICES AT, OR QUANTITIES OF THE NOTES TO BE ISSUED OR IN THE DETERMINATION OR CALCULATION OF THE EQUATION BY WHICH THE NOTES ARE REDEEMABLE FOR CASH. NEITHER MSCI, ANY OF ITS AFFILIATES NOR ANY OTHER PARTY INVOLVED IN, OR RELATED TO, THE MAKING OR COMPILING ANY MSCI INDEX HAS ANY OBLIGATION OR LIABILITY TO THE OWNERS OF THE NOTES IN CONNECTION WITH THE ADMINISTRATION, MARKETING OR OFFERING OF THE NOTES.

ALTHOUGH MSCI SHALL OBTAIN INFORMATION FOR INCLUSION IN OR FOR USE IN THE CALCULATION OF THE MSCI INDICES FROM SOURCES WHICH MSCI CONSIDERS RELIABLE, NEITHER MSCI, ANY OF ITS AFFILIATES NOR ANY OTHER PARTY INVOLVED IN, OR RELATED TO MAKING OR COMPILING ANY MSCI INDEX WARRANTS OR GUARANTEES THE ORIGINALITY, ACCURACY AND/OR THE COMPLETENESS OF ANY MSCI INDEX OR ANY DATA INCLUDED THEREIN. NEITHER MSCI, ANY OF ITS AFFILIATES NOR ANY OTHER PARTY INVOLVED IN, OR RELATED TO, MAKING OR COMPILING ANY MSCI INDEX MAKES ANY WARRANTY, EXPRESS OR IMPLIED, AS TO RESULTS TO BE OBTAINED BY LICENSEE, LICENSEE'S CUSTOMERS OR COUNTERPARTIES, ISSUERS OF THE FINANCIAL SECURITIES, OWNERS OF THE FINANCIAL SECURITIES, OR ANY OTHER PERSON OR ENTITY, FROM THE USE OF ANY MSCI INDEX OR ANY DATA INCLUDED THEREIN IN CONNECTION WITH THE RIGHTS LICENSED HEREUNDER OR FOR ANY OTHER USE. NEITHER MSCI, ANY OF ITS AFFILIATES NOR ANY OTHER PARTY INVOLVED IN, OR RELATED TO, MAKING OR COMPILING ANY MSCI INDEX SHALL HAVE ANY LIABILITY FOR ANY ERRORS, OMISSIONS OR INTERRUPTIONS OF OR IN CONNECTION WITH ANY MSCI INDEX OR ANY DATA INCLUDED THEREIN. FURTHER, NEITHER MSCI, ANY OF ITS AFFILIATES NOR ANY OTHER PARTY INVOLVED IN, OR RELATED TO, MAKING OR COMPILING ANY MSCI INDEX MAKES ANY EXPRESS OR IMPLIED WARRANTIES OF ANY KIND, AND MSCI, ANY OF ITS AFFILIATES AND ANY OTHER PARTY INVOLVED IN, OR RELATED TO MAKING OR COMPILING ANY MSCI INDEX HEREBY EXPRESSLY DISCLAIM ALL WARRANTIES OF MERCHANTABILITY OR FITNESS FOR A PARTICULAR PURPOSE, WITH RESPECT TO ANY MSCI INDEX AND ANY DATA INCLUDED THEREIN. WITHOUT LIMITING ANY OF THE FOREGOING, IN NO EVENT SHALL MSCI, ANY OF ITS AFFILIATES OR ANY OTHER PARTY INVOLVED IN, OR RELATED TO, MAKING OR COMPILING ANY MSCI INDEX HAVE ANY LIABILITY FOR ANY DIRECT, INDIRECT, SPECIAL, PUNITIVE, CONSEQUENTIAL OR ANY OTHER DAMAGES (INCLUDING LOST PROFITS) EVEN IF NOTIFIED OF THE POSSIBILITY OF SUCH DAMAGES.

No purchaser, seller or owner of the Notes, or any other person or entity, should use or refer to any MSCI trade name, trademark or service mark to sponsor, endorse, market or promote the Notes without first contacting MSCI to determine whether MSCI's permission is required. Under no circumstances may any person or entity claim any affiliation with MSCI without the prior written permission of MSCI.

The MSCI indices are the exclusive property of MSCI. MSCI and the MSCI index names are service mark(s) of MSCI or its affiliates and have been licensed for use for certain purposes by MLPF&S and ML&Co. The Notes are not sponsored, endorsed, or promoted by MSCI, and MSCI bears no liability with respect to the Notes. No purchaser, seller or owner of the Notes, or any other person or entity, should use or refer to any MSCI trade name, trademark or service mark to sponsor, endorse, market or promote the Notes without first contacting MSCI to determine whether MSCI's permission is required. Under no circumstances may any person or entity claim any affiliation with MSCI without the prior written permission of MSCI."



Summary Tax Consequences

You should consider the United States federal income tax consequences of an investment in the Notes, including the following:

- You and ML&Co. agree (in the absence of an administrative determination, judicial ruling or other authoritative guidance to the contrary) to characterize and treat the Notes for all tax purposes as pre-paid cash-settled forward contracts linked to the level of the Index.
- Under this characterization and tax treatment of the Notes, upon receipt of cash on the maturity date, you will recognize gain or loss. Although it is uncertain whether any such gain or loss should be treated as capital or ordinary, absent a future clarification in law to the contrary, ML&Co. intends to report such gain or loss as capital gain or loss, which will be long-term capital gain or loss if you held your Note for more than one year as of the maturity date.
- Under this characterization and tax treatment of the Notes, you will generally recognize capital gain or loss to the extent that you receive cash upon a sale or exchange of a Note prior to the maturity date, which will be short-term or long-term capital gain or loss depending on your holding period for the Notes as of the date of sale or exchange.

Certain U.S. Federal Income Taxation Considerations

Set forth below is a summary of certain United States federal income tax considerations relating to an investment in the Notes. The following summary is not complete and is qualified in its entirety by the discussion under the section entitled "United States Federal Income Taxation" in the accompanying product supplement ARN-4 and MTN prospectus supplement, which you should carefully review prior to investing in the Notes.

General. There are no statutory provisions, regulations, published rulings or judicial decisions addressing or involving the characterization and treatment, for United States federal income tax purposes, of the Notes or securities with terms substantially the same as the Notes. Accordingly, the proper United States federal income tax characterization and treatment of the Notes is uncertain. Pursuant to the terms of the Notes, ML&Co. and every holder of a Note agree (in the absence of an administrative determination, judicial ruling or other authoritative guidance to the contrary) to characterize and treat a Note for all tax purposes as a pre-paid cash-settled forward contract linked to the level of the Index. Due to the absence of authorities that directly address instruments that are similar to the Notes, significant aspects of the United States federal income tax consequences of an investment in the Notes are not certain, and no assurance can be given that the Internal Revenue Service (the "IRS") or the courts will agree with the characterization and tax treatment described above. Accordingly, prospective purchasers are urged to consult their own tax advisors regarding the United States federal income tax consequences of an investment in the Notes (including alternative characterizations and tax treatments of the Notes) and with respect to any tax consequences arising under the laws of any state, local or foreign taxing jurisdiction.

Payment on the Maturity Date. Assuming that the Notes are properly characterized and treated as pre-paid cash-settled forward contracts linked to the level of the Index, upon the receipt of cash on the maturity date of the Notes, a U.S. Holder (as defined in the accompanying product supplement ARN-4) will recognize gain or loss. The amount of such gain or loss will be the extent to which the amount of the cash received differs from the U.S. Holder's tax basis in the Note. A U.S. Holder's tax basis in a Note generally will equal the amount paid by the U.S. Holder to purchase the Note. It is uncertain whether any such gain or loss would be treated as ordinary income or loss or capital gain or loss. Absent a future clarification in current law (by an administrative determination, judicial ruling or otherwise), where required, ML&Co. intends to report any such gain or loss to the IRS in a manner consistent with the treatment of such gain or loss as capital gain or loss. If such gain or loss is treated as capital gain or loss, then any such gain or loss will be short-term or long-term capital gain or loss, depending upon the U.S. Holder's holding period for the Note as of the maturity date. The deductibility of capital losses is subject to certain limitations.

Sale or Exchange of the Notes. Assuming that the Notes are properly characterized and treated as pre-paid cash-settled forward contracts linked to the level of the Index, upon a sale or exchange of a Note prior to the maturity date of the Notes, a U.S. Holder will generally recognize capital gain or loss in an amount equal to the difference between the amount realized on such sale or exchange and such U.S. Holder's tax basis in the Note so sold or exchanged. Any such capital gain or loss will be short-term or long-term capital gain or loss, depending upon the U.S. Holder's holding period for the Note as of the date of such sale or exchange. The deductibility of capital losses is subject to certain limitations.

Possible Future Tax Law Changes. On December 7, 2007, the IRS released a notice that could possibly affect the taxation of holders of the Notes. According to the notice, the IRS and the U.S. Department of the Treasury (the "Treasury Department") are actively considering, among other things, whether the holder of an instrument having terms similar to the Notes should be required to accrue either ordinary income or capital gain on a current basis, and they are seeking comments on the subject. It is not possible to determine what guidance they will ultimately issue, if any. It is possible, however, that under such guidance, holders of instruments having terms similar to the Notes will ultimately be required to accrue income currently and this could be applied on a retroactive basis. The IRS and the Treasury Department are also considering other relevant issues, including whether additional gain or loss from such instruments should be treated as ordinary or capital, whether foreign holders of such instruments should be subject to withholding tax on any deemed income accruals, whether the tax treatment of such instruments should vary depending upon whether or not such instruments are traded on a securities exchange, whether such instruments should be treated as indebtedness, whether the tax treatment of such instruments should vary depending upon the nature of the underlying asset, and whether the special "constructive ownership rules" contained in Section 1260 of the Internal Revenue Code of 1986, as amended, might be applied to such instruments. Holders are urged to consult their tax advisors concerning the significance, and the potential impact, if any, of the above considerations to their investment in the Notes. ML&Co. intends to continue to treat the Notes for United States federal income tax purposes in accordance with the treatment described herein unless and until such time as the Treasury Department and IRS determine that some other treatment is more appropriate.

Prospective purchasers of the Notes should consult their own tax advisors concerning the tax consequences, in light of their particular circumstances, under the laws of the United States and any other taxing jurisdiction, of the purchase, ownership and disposition of the Notes. See the discussion under the section entitled "United States Federal Income Taxation" in the accompanying product supplement ARN-4.



Experts

The consolidated financial statements incorporated by reference in this term sheet from Merrill Lynch & Co., Inc.'s Annual Report on Form 10-K for the year ended December 28, 2007 and the effectiveness of Merrill Lynch & Co., Inc. and subsidiaries' internal control over financial reporting have been audited by Deloitte & Touche LLP, an independent registered public accounting firm, as stated in their reports, incorporated herein by reference (which reports (1) expressed an unqualified opinion on the consolidated financial statements and included an explanatory paragraph regarding the changes in accounting methods in 2007 relating to the adoption of Statement of Financial Accounting Standards No. 157, "Fair Value Measurement," Statement of Financial Accounting Standards No. 159, "The Fair Value Option for Financial Assets and Financial Liabilities—Including an amendment of FASB Statement No. 115," and FASB Interpretation No. 48, "Accounting for Uncertainty in Income Taxes, an Interpretation of FASB Statement No. 109," and in 2006 for share-based payments to conform to Statement of Financial Accounting Standards No. 123 (revised 2004), "Share-Based Payment," and included an explanatory paragraph relating to the restatement discussed in Note 20 to the consolidated financial statements and (2) expressed an unqualified opinion on the effectiveness of internal control over financial reporting). Such consolidated financial statements have been so incorporated in reliance upon the reports of such firm given upon their authority as experts in accounting and auditing.

With respect to the unaudited condensed consolidated interim financial information for the three-month periods ended March 28, 2008 and March 30, 2007, the three- and six-month periods ended June 27, 2008 and June 29, 2007 and the three- and nine-month periods ended September 26, 2008 and September 28, 2007 which are incorporated herein by reference, Deloitte & Touche LLP, an independent registered public accounting firm, have applied limited procedures in accordance with the standards of the Public Company Accounting Oversight Board (United States) for a review of such information. However, as stated in their reports included in Merrill Lynch & Co., Inc.'s Quarterly Reports on Form 10-Q for the quarters ended March 28, 2008 (which report included an explanatory paragraph relating to the restatement discussed in Note 16 to the unaudited condensed consolidated interim financial statements), June 27, 2008 (which report included explanatory paragraphs related to the restatement discussed in Note 16 to the condensed consolidated interim financial statements and the transactions subsequent to the balance sheet date discussed in Note 18 to the unaudited condensed consolidated interim financial statements), and September 26, 2008 (which report included explanatory paragraphs related to the agreement and plan of merger with Bank of America Corporation discussed in Note 1 to the unaudited condensed consolidated interim financial statements, the restatement discussed in Note 16 to the unaudited condensed consolidated interim financial statements, and the securities purchase agreement with the U.S. Treasury pursuant to the Emergency Economic Stabilization Act of 2008, and participation in the Federal Deposit Insurance Corporation's Temporary Liquidity Guarantee Program and the Federal Reserve's Commercial Paper Funding Facility discussed in Note 18 to the unaudited condensed consolidated interim financial statements) and incorporated by reference herein, they did not audit and they do not express an opinion on that interim financial information. Accordingly, the degree of reliance on their reports on such information should be restricted in light of the limited nature of the review procedures applied. Deloitte & Touche LLP are not subject to the liability provisions of Section 11 of the Securities Act of 1933 for their reports on the unaudited interim financial information because those reports are not "reports" or a "part" of the Registration Statement prepared or certified by an accountant within the meaning of Sections 7 and 11 of the Act.



Additional Note Terms

You should read this term sheet, together with the documents listed below (collectively, the "Note Prospectus"), which together contain the terms of the Notes and supersede all prior or contemporaneous oral statements as well as any other written materials. You should carefully consider, among other things, the matters set forth under "Risk Factors" in the sections indicated on the cover of this term sheet. The Notes involve risks not associated with conventional debt securities. We urge you to consult your investment, legal, tax, accounting and other advisers before you invest in the Notes.

You may access the following documents on the SEC Website at www.sec.gov as follows (or if such address has changed, by reviewing our filings for the relevant date on the SEC Website):

- Product supplement ARN-4 dated November 27, 2007:
<http://www.sec.gov/Archives/edgar/data/65100/000119312507253700/d424b2.htm>
- MTN prospectus supplement dated March 31, 2006:
<http://www.sec.gov/Archives/edgar/data/65100/000119312506070946/d424b5.htm>
- General prospectus supplement dated March 31, 2006:
<http://www.sec.gov/Archives/edgar/data/65100/000119312506070973/d424b5.htm>
- Prospectus dated March 31, 2006:
<http://www.sec.gov/Archives/edgar/data/65100/000119312506070817/ds3asr.htm>

Our Central Index Key, or CIK, on the SEC Website is 65100. References in this term sheet to "ML&Co.", "we", "us" and "our" are to Merrill Lynch & Co., Inc., and references to "MLPF&S" are to Merrill Lynch, Pierce, Fenner & Smith Incorporated.

ML&Co. has filed a registration statement (including a prospectus) with the Securities and Exchange Commission (the "SEC") for the offering to which this term sheet relates. Before you invest, you should read the prospectus in that registration statement, and the other documents relating to this offering that ML&Co. has filed with the SEC for more complete information about ML&Co. and this offering. You may get these documents without cost by visiting EDGAR on the SEC Website at www.sec.gov. Alternatively, ML&Co., any agent or any dealer participating in this offering, will arrange to send you the Note Prospectus if you so request by calling toll-free 1-866-500-5408.

Structured Investments Classification

ML&Co. classifies certain of its structured investments (the "Structured Investments"), including the Notes, into four categories, each with different investment characteristics. The description below is intended to briefly describe the four categories of Structured Investments offered: Principal Protection, Enhanced Income, Market Participation and Enhanced Participation. A Structured Investment may, however, combine characteristics that are relevant to one or more of the other categories. As such, a category should not be relied upon as a description of any particular Structured Investment.

Principal Protection: Principal Protected Structured Investments offer full or partial principal protection at maturity, while offering market exposure and the opportunity for a better return than may be available from comparable fixed income securities. Principal protection may not be achieved if the investment is sold prior to maturity.

Enhanced Income: Structured Investments offering enhanced income may offer an enhanced income stream through interim fixed or variable coupon payments. However, in exchange for receiving current income, investors may forfeit upside potential on the underlying asset. These investments generally do not include the principal protection feature.

Market Participation: Market Participation Structured Investments can offer investors exposure to specific market sectors, asset classes and/or strategies that may not be readily available through traditional investment alternatives. Returns obtained from these investments are tied to the performance of the underlying asset. As such, subject to certain fees, the returns will generally reflect any increases or decreases in the value of such assets. These investments are not structured to include the principal protection feature.

Enhanced Participation: Enhanced Participation Structured Investments may offer investors the potential to receive better than market returns on the performance of the underlying asset. Some structures may offer leverage in exchange for a capped or limited upside potential and also in exchange for downside risk. These investments are not structured to include the principal protection feature.

The classification of Structured Investments is meant solely for informational purposes and is not intended to fully describe any particular Structured Investment nor guarantee any particular performance.