


**CALCULATION OF REGISTRATION FEE**

Title of Each Class of Securities to be Registered	Amount to be Registered	Proposed Maximum Offering Price Per Unit	Proposed Maximum Aggregate Offering Price	Amount of Registration Fee <sup>(1)</sup>
Market Index Target-Term Securities® Linked to the S&P 500® Index, due April 25, 2014	3,685,000	\$10.00	\$36,850,000	\$2,056.23

<sup>(1)</sup>Calculated in accordance with Rule 457(r) of the Securities Act of 1933.

<p>3,685,000 Units          Market Index Target-Term Securities®          Linked to the S&amp;P 500® Index,          due April 25, 2014          \$10 principal amount per unit          Term Sheet No. 101</p>	<p>Pricing Date April 22, 2009          Settlement Date April 24, 2009          Maturity Date April 25, 2014          CUSIP No. 060900412</p>
---	---



## Market Index Target-Term Securities®

- 100% participation in increases in the level of the S&P 500® Index, subject to a cap of 96%.
- A maturity of approximately 5 years
- 100% principal protected at maturity
- No periodic interest payments
- Application made to list on NYSE Arca under the symbol "MPE"
- This debt is **not** guaranteed under the Federal Deposit Insurance Corporation's Temporary Liquidity Guarantee Program

**STRUCTURED INVESTMENTS**

PRINCIPAL PROTECTION  
 ENHANCED INCOME  
 MARKET PARTICIPATION  
 ENHANCED PARTICIPATION



The MITTS® are being offered by Bank of America Corporation ("BAC"). The MITTS will have the terms specified in this term sheet as supplemented by the documents indicated herein under "Additional Terms" (together, the "Note Prospectus"). Investing in the MITTS involves a number of risks. See "Risk Factors" on page TS-5 of this term sheet and beginning on page S-11 of product supplement MITTS-1.

Unless otherwise indicated or unless the context requires otherwise, all references in this document to "we," "us," "our," or similar references are to BAC. References to "MLPF&S" are to Merrill Lynch, Pierce, Fenner & Smith Incorporated.

In connection with this offering, each of MLPF&S, its broker-dealer affiliate First Republic Securities Company, LLC ("First Republic"), and Banc of America Investment Services, Inc. ("BAI") is acting as our selling agent. Each of MLPF&S and First Republic is acting in its capacity as principal, and BAI will use its best efforts to sell the MITTS.

None of the Securities and Exchange Commission (the "SEC"), any state securities commission, or any other regulatory body has approved or disapproved of these securities or determined if this Note Prospectus is truthful or complete. Any representation to the contrary is a criminal offense.

	Per Unit	Total
Public offering price (1)	\$ 10.00	\$ 36,850,000
Selling discount (1)	\$ 0.25	\$ 921,250
Proceeds, before expenses, to Bank of America Corporation	\$ 9.75	\$ 35,928,750

(1) The public offering price and selling discount for any purchase of 500,000 units or more in a single transaction by an individual investor will be \$9.95 per unit and \$0.20 per unit, respectively.

"MITTS®" and "Market Index Target-Term Securities®" are registered service marks of our subsidiary, Merrill Lynch & Co., Inc.

"Standard & Poor's®", "Standard & Poor's 500®", "S&P 500®", and "S&P®" are trademarks of Standard & Poor's Financial Services LLC and have been licensed for use in this offering by our subsidiary, MLPF&S. The MITTS are not sponsored, endorsed, sold, or promoted by Standard & Poor's and Standard & Poor's makes no representation regarding the advisability of investing in the MITTS.

Merrill Lynch & Co.

Banc of America Investment Services, Inc.

April 22, 2009



## Summary

The Market Index Target-Term Securities® Linked to the S&P 500® Index, due April 25, 2014 (the “MITTS”), are our senior unsecured debt securities and are not guaranteed or insured by the Federal Deposit Insurance Corporation or secured by collateral. The MITTS will rank equally with all of our other unsecured and unsubordinated debt, and any payments due on the MITTS, including any repayment of principal, will be subject to the credit risk of BAC. The MITTS provide investors with a 100% participation rate in increases in the level of the S&P 500® Index (the “Index”) from the Starting Value of the Index, determined on April 22, 2009, the pricing date, to the Ending Value of the Index, determined during the Maturity Valuation Period, subject to a maximum return of 96% over the Original Offering Price. Investors must be willing to forgo interest payments on the MITTS and be willing to accept a return that is capped.

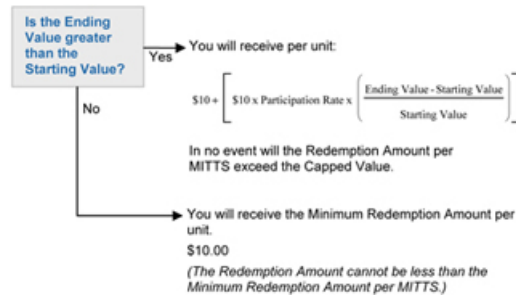
Capitalized terms used but not defined in this term sheet have the meanings set forth in product supplement MITTS-1.

## Terms of the MITTS

<b>Issuer:</b>	Bank of America Corporation (“BAC”)
<b>Original Offering Price:</b>	\$10 per unit
<b>Base Value:</b>	\$10 per unit
<b>Term:</b>	Approximately 5 years
<b>Market Measure:</b>	S&P 500® Index (Index Symbol: “SPX”)
<b>Starting Value:</b>	843.55
<b>Ending Value:</b>	The average of the closing levels of the Index on each scheduled calculation day during the Maturity Valuation Period. If it is determined that a scheduled calculation day is not a Market Measure Business Day, or if a Market Disruption Event occurs on a scheduled calculation day, the Ending Value will be determined as more fully described in product supplement MITTS-1.
<b>Capped Value:</b>	\$19.60 per unit of the MITTS, which represents a return of 96% over the \$10 Original Offering Price.
<b>Maturity Valuation Period:</b>	April 15, 2014; April 16, 2014; April 17, 2014; April 21, 2014; and April 22, 2014.
<b>Participation Rate:</b>	100%
<b>Minimum Redemption Amount:</b>	\$10.00 per unit
<b>Calculation Agent:</b>	MLPF&S, a subsidiary of BAC

## Determining the Redemption Amount for the MITTS

On the maturity date, you will receive a cash payment per MITTS (the “Redemption Amount”) calculated as follows:





## Hypothetical Payout Profile



This graph reflects the **hypothetical** returns on the MITTS at maturity, based upon the Participation Rate of 100% and the Capped Value of \$19.60 (a 96% return). The blue line reflects the **hypothetical** returns on the MITTS, while the dotted gray line reflects the **hypothetical** returns of a direct investment in the stocks included in the Index, excluding dividends.

This graph has been prepared for purposes of illustration only. Your actual return will depend on the Ending Value and the term of your investment.

## Hypothetical Redemption Amounts

### Examples

Set forth below are three examples of Redemption Amount calculations (rounded to two decimal places) payable at maturity based upon the Participation Rate of 100%, the Base Value of \$10.00 (per unit), the Starting Value of 843.55, the Minimum Redemption Amount of \$10.00 (per unit), and the Capped Value of \$19.60 (per unit):

**Example 1**—The **hypothetical** Ending Value is 90% of the Starting Value:

Starting Value: 843.55  
Hypothetical Ending Value: 759.20

$$\text{Redemption Amount} = \$10 + \left[ \$10 \times 100\% \times \left( \frac{759.20 - 843.55}{843.55} \right) \right] = \$9.00$$

Redemption Amount (per unit) = \$10.00 (The Redemption Amount (per unit) cannot be less than the \$10.00 Minimum Redemption Amount.)

**Example 2**—The **hypothetical** Ending Value is 130% of the Starting Value:

Starting Value: 843.55  
Hypothetical Ending Value: 1,096.62

$$\text{Redemption Amount} = \$10 + \left[ \$10 \times 100\% \times \left( \frac{1,096.62 - 843.55}{843.55} \right) \right] = \$13.00$$

Redemption Amount (per unit) = \$13.00

**Example 3**—The **hypothetical** Ending Value is 210% of the Starting Value:

Starting Value: 843.55  
Hypothetical Ending Value: 1,771.46

$$\text{Redemption Amount} = \$10 + \left[ \$10 \times 100\% \times \left( \frac{1,771.46 - 843.55}{843.55} \right) \right] = \$21.00$$

Redemption Amount (per unit) = \$19.60 (The Redemption Amount (per unit) cannot be greater than the Capped Value.)



# Market Index Target-Term Securities®

Linked to the S&P 500® Index, due April 25, 2014

STRUCTURED INVESTMENTS

PRINCIPAL PROTECTION  
ENHANCED INCOME  
MARKET PARTICIPATION  
ENHANCED PARTICIPATION

The following table illustrates, for the Starting Value of 843.55 and a range of **hypothetical** Ending Values:

- the percentage change from the Starting Value to the **hypothetical** Ending Value;
- the **hypothetical** Redemption Amount per unit of the MITTS (rounded to two decimal places);
- the total rate of return to holders of the MITTS;
- the pretax annualized rate of return to holders of the MITTS; and
- the pretax annualized rate of return of a **hypothetical** direct investment in the stocks included in the Index, which includes an assumed aggregate dividend yield of 3.37% per annum, as more fully described below.

The table below reflects the Participation Rate of 100%, the Base Value of \$10.00 (per unit), the Minimum Redemption Amount of \$10.00 (per unit), and the Capped Value of \$19.60 (per unit).

Hypothetical Ending Value	Percentage Change from the Starting Value to the Hypothetical Ending Value	Hypothetical Redemption Amount per Unit	Total Rate of Return on the MITTS	Pretax Annualized Rate of Return on the MITTS(1)	Pretax Annualized Rate of Return of the Stocks Included in the Index(1)(2)
421.78	-50.00%	\$10.00	0.00%	0.00%	-9.62%
506.13	-40.00%	\$10.00	0.00%	0.00%	-6.25%
590.49	-30.00%	\$10.00	0.00%	0.00%	-3.33%
674.84	-20.00%	\$10.00	0.00%	0.00%	-0.75%
759.20	-10.00%	\$10.00	0.00%	0.00%	1.56%
801.37	-5.00%	\$10.00	0.00%	0.00%	2.63%
822.46	-2.50%	\$10.00	0.00%	0.00%	3.15%
843.55(3)	0.00%	\$10.00(4)	0.00%	0.00%	3.66%
864.64	2.50%	\$10.25	2.50%	0.49%	4.16%
885.73	5.00%	\$10.50	5.00%	0.98%	4.64%
927.91	10.00%	\$11.00	10.00%	1.91%	5.58%
1,012.26	20.00%	\$12.00	20.00%	3.68%	7.36%
1,096.62	30.00%	\$13.00	30.00%	5.31%	9.01%
1,180.97	40.00%	\$14.00	40.00%	6.84%	10.56%
1,265.33	50.00%	\$15.00	50.00%	8.27%	12.01%
1,349.68	60.00%	\$16.00	60.00%	9.62%	13.39%
1,434.04	70.00%	\$17.00	70.00%	10.89%	14.68%
1,518.39	80.00%	\$18.00	80.00%	12.10%	15.92%
1,602.75	90.00%	\$19.00	90.00%	13.25%	17.09%
1,687.10	100.00%	\$19.60(5)	96.00%	13.91%	18.22%
1,771.46	110.00%	\$19.60	96.00%	13.91%	19.29%
1,855.81	120.00%	\$19.60	96.00%	13.91%	20.33%
1,940.17	130.00%	\$19.60	96.00%	13.91%	21.32%
2,024.52	140.00%	\$19.60	96.00%	13.91%	22.27%
2,108.88	150.00%	\$19.60	96.00%	13.91%	23.19%
2,193.23	160.00%	\$19.60	96.00%	13.91%	24.08%
2,277.59	170.00%	\$19.60	96.00%	13.91%	24.94%
2,361.94	180.00%	\$19.60	96.00%	13.91%	25.78%
2,446.30	190.00%	\$19.60	96.00%	13.91%	26.59%
2,530.65	200.00%	\$19.60	96.00%	13.91%	27.37%
2,615.01	210.00%	\$19.60	96.00%	13.91%	28.13%

- The annualized rates of return specified in this column are calculated on a semi-annual bond equivalent basis and assume an investment term from April 24, 2009 to April 25, 2014, the term of the MITTS.
- This rate of return assumes:
  - a percentage change in the aggregate price of the stocks included in Index that equals the percentage change in the level of the Index from the Starting Value to the relevant **hypothetical** Ending Value;
  - a constant dividend yield of 3.37% per annum, paid quarterly from the date of initial delivery of the MITTS, applied to the level of the Index at the end of each quarter, assuming this level increases or decreases linearly from the Starting Value to the relevant **hypothetical** Ending Value; and
  - no transaction fees or expenses.
- This is the Starting Value.
- The Redemption Amount will not be less than the Minimum Redemption Amount of \$10.00 per unit of the MITTS.
- The Redemption Amount per unit of the MITTS cannot exceed the Capped Value of \$19.60.

The above figures are for purposes of illustration only. The actual amount you receive and the resulting total and pretax annualized rates of return will depend on the Ending Value and the term of your investment.





## Risk Factors

An investment in the MITTS involves significant risks. The following is a list of certain of the risks involved in investing in the MITTS. You should carefully review the more detailed explanation of risks relating to the MITTS in the "Risk Factors" sections included in product supplement MITTS-1 and MTN prospectus supplement identified below under "Additional Terms." We also urge you to consult your investment, legal, tax, accounting, and other advisors before you invest in the MITTS.

- You may not earn a return on your investment.
- Your yield may be less than the yield on a conventional debt security of comparable maturity.
- Your return on the MITTS, if any, is limited to the return represented by the Capped Value.
- Your investment return may be less than a comparable investment directly in the Index, or the stocks included in the Index.
- You must rely on your own evaluation of the merits of an investment linked to the Index.
- In seeking to provide you with what we believe to be commercially reasonable terms for the MITTS while providing the selling agents with compensation for their services, we have considered the costs of developing, hedging, and distributing the MITTS.
- We cannot assure you that a trading market for your MITTS will ever develop or be maintained.
- The Redemption Amount will not be affected by all developments relating to the Index.
- Standard & Poor's ("S&P") may adjust the Index in a way that affects its level, and S&P has no obligation to consider your interests.
- You will have no rights as a holder of the securities represented by the Index, and you will not be entitled to receive any of those securities or dividends or other distributions of the issuers of those securities.
- Except to the extent that our common stock is included in the Index, we do not control any company included in the Index, and are not responsible for any disclosure made by any other company.
- If you attempt to sell the MITTS prior to maturity, their market value, if any, will be affected by various factors that interrelate in complex ways and their market value may be less than their Original Offering Price.
- Payments on your MITTS are subject to our credit risk, and changes in our credit ratings are expected to affect the value of the MITTS.
- Purchases and sales by us and our affiliates may affect your return.
- Our trading and hedging activities may create conflicts of interest with you.
- Our hedging activities may affect your return on the MITTS and their market value.
- Our business activities relating to the companies represented by the Index may create conflicts of interest with you.
- There may be potential conflicts of interest involving the calculation agent. We have the right to appoint and remove the calculation agent.
- You should consider the tax consequences of investing in the MITTS.

## Investor Considerations

### You may wish to consider an investment in the MITTS if:

- You anticipate that the level of the Index will increase from the Starting Value to the Ending Value.
- You accept that the return on the MITTS may be zero if the level of the Index is unchanged or decreases from the Starting Value to the Ending Value.
- You accept that the return on the MITTS will not exceed the return represented by the Capped Value.
- You are willing to forgo interest payments on the MITTS, such as fixed or floating rate interest paid on traditional interest bearing debt securities.
- You want exposure to the Index with no expectation of dividends or other benefits of owning the stocks included in the Index.
- You are willing to accept that there is no assurance that the MITTS will be listed or remain listed on NYSE Arca. You understand that any listing does not ensure that a trading market will develop for the MITTS or that there will be liquidity in any trading market. You understand that secondary market prices for the MITTS, if any, will be affected by various factors, including our perceived creditworthiness.

### The MITTS may not be an appropriate investment for you if:

- You anticipate that the level of the Index will decrease from the Starting Value to the Ending Value or that the level of the Index will not increase sufficiently over the term of the MITTS to provide you with your desired return.
- You seek an investment that provides a guaranteed redemption amount above the principal.
- You seek a return on your investment that will not be capped at a percentage that will be 96% over the Original Offering Price.
- You seek interest payments or other current income on your investment.
- You want to receive dividends or other distributions paid on the stocks included in the Index.
- You want assurances that there will be a liquid market if and when you want to sell the MITTS prior to maturity.







## Other Provisions

If you place an order to purchase these offered securities, you are consenting to each of MLPF&S and its broker-dealer affiliate First Republic acting as a principal in effecting the transaction for your account. MLPF&S is acting as an underwriter and/or selling agent for this offering and will receive underwriting compensation from BAC.

## Supplement to the Plan of Distribution

MLPF&S, First Republic, and BAI, each a broker-dealer subsidiary of BAC, are members of the Financial Industry Regulatory Authority, Inc. (formerly the National Association of Securities Dealers, Inc. (the "NASD")) and will participate in the distribution of the MITTS. Accordingly, offerings of the MITTS will conform to the requirements of NASD Rule 2720. MLPF&S and First Republic will purchase the MITTS as principal, while BAI will use its best efforts to sell the MITTS. In the original offering of the MITTS, the MITTS will be sold in minimum investment amounts of 100 units.

MLPF&S, First Republic, and BAI may use this Note Prospectus for offers and sales in secondary market transactions and market-making transactions in the MITTS but are not obligated to engage in such secondary market transactions and/or market-making transactions. MLPF&S, First Republic, and BAI may act as principal or agent in these transactions, and any such sales will be made at prices related to prevailing market prices at the time of the sale.



## The Index

All disclosures contained in this term sheet regarding the Index, including, without limitation, its make up, method of calculation, and changes in its components, have been derived from publicly available sources. The information reflects the policies of, and is subject to change by, S&P. S&P, which owns the copyright and all other rights to the Index, has no obligation to continue to publish, and may discontinue publication of, the Index. The consequences of S&P discontinuing publication of the Index are discussed in the section of product supplement MITTS-1 entitled "Description of MITTS—Discontinuance of a Market Measure—Equity-Based or Commodity Based Market Measures." Neither we, the calculation agent, nor MLPF&S accepts any responsibility for the calculation, maintenance, or publication of the Index or any successor index.

The Index is intended to provide an indication of the pattern of common stock price movement. The calculation of the level of the Index is based on the relative value of the aggregate market value of the common stocks of 500 companies as of a particular time compared to the aggregate average market value of the common stocks of 500 similar companies during the base period of the years 1941 through 1943. As of March 31, 2009, 411 companies or 81.0% of the market capitalization of the Index traded on the New York Stock Exchange; 89 companies or 19.0% of the market capitalization of the Index traded on The NASDAQ Stock Market; and no companies traded on the NYSE Alternext U.S. stock exchange (formerly known as the American Stock Exchange). As of March 31, 2009, the aggregate market value of the companies included in the Index represented approximately 89% of the aggregate market value of stocks included in the Standard & Poor's Stock Guide Database of domestic common stocks traded in the U.S., excluding American depositary receipts, limited partnerships and mutual funds.

S&P chooses companies for inclusion in the Index with the aim of achieving a distribution by broad industry groupings that approximates the distribution of these groupings in the common stock population of its Stock Guide Database of over 10,000 companies, which S&P uses as an assumed model for the composition of the total market. Relevant criteria employed by S&P include the viability of the particular company, the extent to which that company represents the industry group to which it is assigned, the extent to which the market price of that company's common stock generally is responsive to changes in the affairs of the respective industry, and the market value and trading activity of the common stock of that company. Ten main groups of companies comprise the Index, with the approximate percentage of the market capitalization of the Index included in each group as of March 31, 2009 indicated in parentheses: Consumer Discretionary (8.8%); Consumer Staples (12.8%); Energy (13.0%); Financials (10.8%); Health Care (15.3%); Industrials (9.7%); Information Technology (18.0%); Materials (3.3%); Telecommunication Services (4.0%); and Utilities (4.3%). S&P from time to time, in its sole discretion, may add companies to, or delete companies from, the Index to achieve the objectives stated above.

S&P calculates the Index by reference to the prices of the constituent stocks of the Index without taking account of the value of dividends paid on those stocks. As a result, the return on the MITTS will not reflect the return you would realize if you actually owned the Index constituent stocks and received the dividends paid on those stocks.

### Computation of the Index

While S&P currently employs the following methodology to calculate the Index, no assurance can be given that S&P will not modify or change this methodology in a manner that may affect the Redemption Amount.

Historically, the market value of any component stock of the Index was calculated as the product of the market price per share and the number of the then outstanding shares of such component stock. In March 2005, S&P began shifting the Index half way from a market capitalization weighted formula to a float-adjusted formula, before moving the Index to full float adjustment on September 16, 2005. S&P's criteria for selecting stocks for the Index did not change by the shift to float adjustment. However, the adjustment affects each company's weight in the Index.

Under float adjustment, the share counts used in calculating the Index reflect only those shares that are available to investors, not all of a company's outstanding shares. S&P defines three groups of shareholders whose holdings are subject to float adjustment:

- holdings by other publicly traded corporations, venture capital firms, private equity firms, strategic partners, or leveraged buyout groups;
- holdings by government entities, including all levels of government in the U.S. or foreign countries; and
- holdings by current or former officers and directors of the company, founders of the company, or family trusts of officers, directors, or founders, as well as holdings of trusts, foundations, pension funds, employee stock ownership plans, or other investment vehicles associated with and controlled by the company.

However, treasury stock, stock options, restricted shares, equity participation units, warrants, preferred stock, convertible stock, and rights are not part of the float. In cases where holdings in a group exceed 10% of the outstanding shares of a company, the holdings of that group are excluded from the float-adjusted count of shares to be used in the index calculation. Mutual funds, investment advisory firms, pension funds, or foundations not associated with the company and investment funds in insurance companies, shares of a U.S. company traded in Canada as "exchangeable shares," shares that trust beneficiaries may buy or sell without difficulty or significant additional expense beyond typical brokerage fees, and, if a company has multiple classes of stock outstanding, shares in an unlisted or non-traded class if such shares are convertible by shareholders without undue delay and cost, are also part of the float.



For each stock, an investable weight factor ("IWF") is calculated by dividing the available float shares, defined as the total shares outstanding less shares held in one or more of the three groups listed above where the group holdings exceed 10% of the outstanding shares, by the total shares outstanding. The float-adjusted index is then calculated by dividing the sum of the IWF multiplied by both the price and the total shares outstanding for each stock by the index divisor. For companies with multiple classes of stock, S&P calculates the weighted average IWF for each stock using the proportion of the total company market capitalization of each share class as weights.

The Index is calculated using a base-weighted aggregate methodology: the level of the Index reflects the total market value of all 500 component stocks relative to the base period of the years 1941 through 1943. An indexed number is used to represent the results of this calculation in order to make the value easier to work with and track over time. The actual total market value of the component stocks during the base period of the years 1941 through 1943 has been set to an indexed value of 10. This is often indicated by the notation 1941-43 = 10. In practice, the daily calculation of the Index is computed by dividing the total market value of the component stocks by the "index divisor." By itself, the index divisor is an arbitrary number. However, in the context of the calculation of the Index, it serves as a link to the original base period level of the Index. The index divisor keeps the Index comparable over time and is the manipulation point for all adjustments to the Index, which is index maintenance.

#### Index Maintenance

Index maintenance includes monitoring and completing the adjustments for company additions and deletions, share changes, stock splits, stock dividends, and stock price adjustments due to company restructuring or spinoffs. Some corporate actions, such as stock splits and stock dividends, require changes in the common shares outstanding and the stock prices of the companies in the Index, and do not require index divisor adjustments.

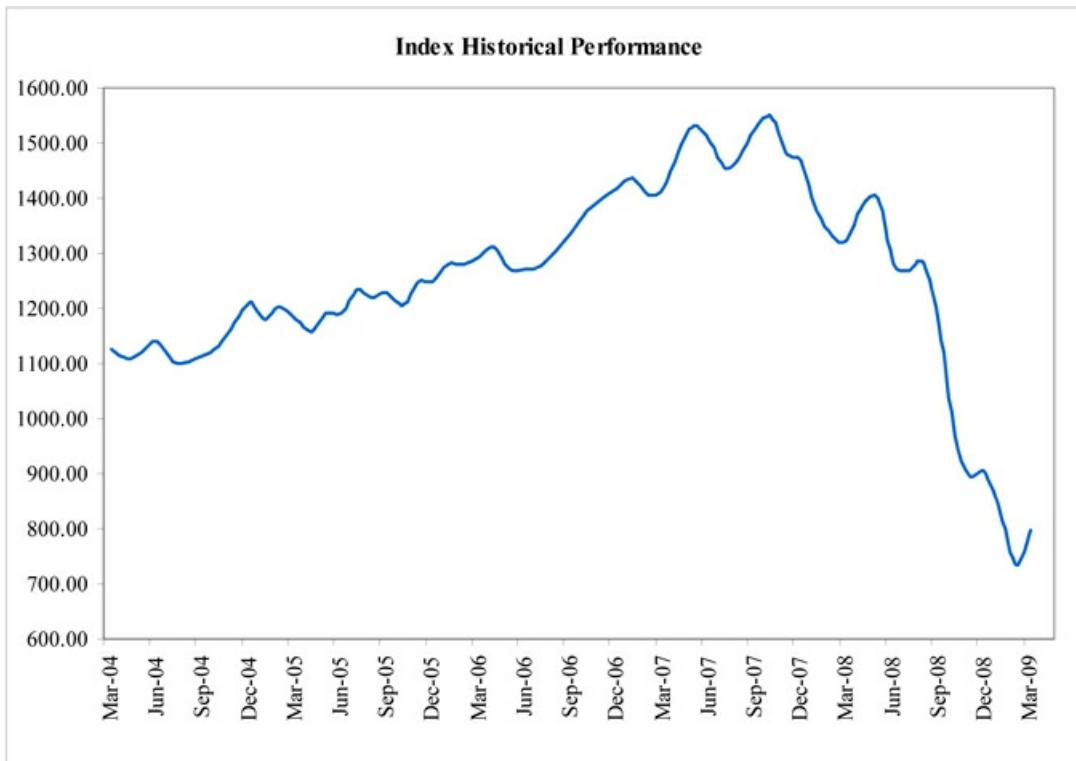
To prevent the level of the Index from changing due to corporate actions, corporate actions which affect the total market value of the Index require an index divisor adjustment. By adjusting the index divisor for the change in market value, the level of the Index remains constant and does not reflect the corporate actions of individual companies in the Index. Index divisor adjustments are made after the close of trading and after the calculation of the Index closing level.

Changes in a company's shares outstanding of 5.00% or more due to mergers, acquisitions, public offerings, private placements, tender offers, Dutch auctions, or exchange offers are made as soon as reasonably possible. All other changes of 5.00% or more (due to, for example, company stock repurchases, redemptions, exercise of options, warrants, subscription rights, conversion of preferred stock, notes, debt, equity participation units, or other recapitalizations) are made weekly and are announced on Tuesdays for implementation after the close of trading on Wednesday. Changes of less than 5.00% are accumulated and made quarterly on the third Friday of March, June, September, and December, and are usually announced two days prior.

Changes in IWFs of more than ten percentage points caused by corporate actions (such as merger and acquisition activity, restructurings, or spinoffs) will be made as soon as reasonably possible. Other changes in IWFs will be made annually, in September, when IWFs are reviewed.



The following graph sets forth the monthly historical performance of the Index in the period from March 2004 through March 2009. This historical data on the Index is not necessarily indicative of the future performance of the Index or what the value of the MITTS may be. Any historical upward or downward trend in the level of the Index during any period set forth below is not an indication that the Index is more or less likely to increase or decrease at any time over the term of the MITTS. On the pricing date, the closing level of the Index was 843.55.



Before investing in the MITTS, you should consult publicly available sources for the levels and trading pattern of the Index. The generally unsettled international environment and related uncertainties, including the risk of terrorism, may result in the Index and financial markets generally exhibiting greater volatility than in earlier periods.

**License Agreement**

S&P does not guarantee the accuracy and/or the completeness of the Index or any data included in the Index. S&P shall have no liability for any errors, omissions, or interruptions in the Index. S&P makes no warranty, express or implied, as to results to be obtained by MLPF&S, us, holders of the MITTS or any other person or entity from the use of the Index or any data included in the Index in connection with the rights licensed under the license agreement described in this term sheet or for any other use. S&P makes no express or implied warranties, and hereby expressly disclaims all warranties of merchantability or fitness for a particular purpose with respect to the Index or any data included in the Index. Without limiting any of the above information, in no event shall S&P have any liability for any special, punitive, indirect, or consequential damages, including lost profits, even if notified of the possibility of these damages.

S&P and MLPF&S have entered into a non-exclusive license agreement providing for the license to MLPF&S, in exchange for a fee, of the right to use the Index in connection with this offering. The license agreement provides that the following language must be stated in this term sheet:

"The MITTS are not sponsored, endorsed, sold, or promoted by S&P. S&P makes no representation or warranty, express or implied, to the holders of the MITTS or any member of the public regarding the advisability of investing in securities generally or in the MITTS particularly or the ability of the Index to track general stock market performance. S&P's only relationship to MLPF&S and to us (other than transactions entered into in the ordinary course of business) is the licensing of certain trademarks and trade names of S&P and of the Index which is determined, composed, and calculated by S&P without regard to us or the MITTS. S&P has no obligation to take the needs of MLPF&S, our needs or the needs of the holders of the MITTS into consideration in determining, composing, or calculating the Index. S&P is not responsible for and has not participated in the determination of the timing of the sale of the MITTS, prices at which the MITTS are to initially be sold, or quantities of the MITTS to be issued or in the determination or calculation of the equation by which the MITTS are to be converted into cash. S&P has no obligation or liability in connection with the administration, marketing, or trading of the MITTS."



## Summary Tax Consequences

You should consider the U.S. federal income tax consequences of an investment in the MITTS, including the following:

- Although there are no statutory provisions, regulations, published rulings, or judicial decisions addressing the characterization, for U.S. federal income tax purposes, of the MITTS, we intend to treat the MITTS as debt instruments for U.S. federal income tax purposes and, where required, intend to file information returns with the IRS in accordance with such treatment.
- A U.S. Holder will be required to report original issue discount ("OID") or interest income based on a "comparable yield" with respect to a MITTS without regard to cash, if any, received on the MITTS.
- Upon a sale, exchange, or retirement of a MITTS prior to maturity, a U.S. Holder generally will recognize taxable gain or loss equal to the difference between the amount realized on the sale, exchange, or retirement and the holder's tax basis in the MITTS. A U.S. Holder generally will treat any gain as ordinary interest income, and any loss as ordinary up to the amount of previously accrued OID and then as capital loss. At maturity, (i) if the actual Redemption Amount exceeds the projected Redemption Amount, a U.S. Holder must include such excess as interest income, or (ii) if the projected Redemption Amount exceeds the actual Redemption Amount, a U.S. Holder will generally treat such excess first as an offset to previously accrued OID for the taxable year, then as an ordinary loss to the extent of all prior OID inclusions, and thereafter as a capital loss.

## Certain U.S. Federal Income Taxation Considerations

Set forth below is a summary of certain U.S. federal income tax considerations relating to an investment in the MITTS. The following summary is not complete and is qualified in its entirety by the discussion under the section entitled "U.S. Federal Income Tax Summary" in product supplement MITTS-1, which you should carefully review prior to investing in the MITTS. Capitalized terms used and not defined herein have the meanings ascribed to them in product supplement MITTS-1.

**General.** There are no statutory provisions, regulations, published rulings, or judicial decisions addressing the characterization, for U.S. federal income tax purposes, of MITTS or other instruments with terms substantially the same as the MITTS. However, although the matter is not free from doubt, under current law, each MITTS should be treated as a debt instrument for U.S. federal income tax purposes. We currently intend to treat the MITTS as debt instruments for U.S. federal income tax purposes and, where required, intend to file information returns with the IRS in accordance with such treatment, in the absence of any change or clarification in the law, by regulation or otherwise, requiring a different characterization of the MITTS. You should be aware, however, that the IRS is not bound by our characterization of the MITTS as indebtedness and the IRS could possibly take a different position as to the proper characterization of the MITTS for U.S. federal income tax purposes. If the MITTS are not in fact treated as debt instruments for U.S. federal income tax purposes, then the U.S. federal income tax treatment of the purchase, ownership, and disposition of the MITTS could differ materially from the treatment discussed below, with the result that the timing and character of income, gain, or loss recognized in respect of a MITTS could differ materially from the timing and character of income, gain, or loss recognized in respect of a MITTS had the MITTS in fact been treated as debt instruments for U.S. federal income tax purposes. Accordingly, prospective purchasers are urged to consult their own tax advisors regarding the tax consequences of investing in the MITTS. The following summary assumes that the MITTS will be treated as debt instruments of BAC for U.S. federal income tax purposes.

**Interest Accruals.** The amount payable on the MITTS at maturity will depend on the performance of the Index. Accordingly, we intend to take the position that the MITTS will be treated as "contingent payment debt instruments" for U.S. federal income tax purposes, subject to taxation under the "noncontingent bond method," and the balance of this discussion assumes that this characterization is proper and will be respected. Under this characterization, the MITTS generally will be subject to the Treasury regulations governing contingent payment debt instruments. Under those regulations, a U.S. Holder will be required to report OID or interest income based on a "comparable yield" and a "projected payment schedule," established by us for determining interest accruals and adjustments with respect to a MITTS. A U.S. Holder who does not use the "comparable yield" and follow the "projected payment schedule" to calculate its OID and interest income on a MITTS must timely disclose and justify the use of other estimates to the IRS.

**Sale, Exchange, or Retirement of the MITTS.** Upon a sale, exchange, or retirement of a MITTS prior to maturity, a U.S. Holder generally will recognize taxable gain or loss equal to the difference between the amount realized on the sale, exchange, or retirement and the holder's tax basis in the MITTS. A U.S. Holder's tax basis in a MITTS generally will equal the cost of that MITTS, increased by the amount of OID previously accrued by the holder for that MITTS (without regard to any positive or negative adjustments under the contingent payment debt regulations). A U.S. Holder generally will treat any gain as interest income, and will treat any loss as ordinary loss to the extent of the excess of previous interest inclusions over the total negative adjustments previously taken into account as ordinary losses, and the balance as long-term or short-term capital loss depending upon the U.S. Holder's holding period for the MITTS. At maturity, (i) if the actual Redemption Amount exceeds the projected Redemption Amount, a U.S. Holder must include such excess as interest income, or (ii) if the projected Redemption Amount exceeds the actual Redemption Amount, a U.S. Holder will generally treat such excess first as an offset to previously accrued OID for the taxable year, then as an ordinary loss to the extent of all prior OID inclusions, and thereafter as a capital loss. The deductibility of capital losses by a U.S. Holder is subject to limitations.

**Tax Accrual Table.** The following table is based upon a projected payment schedule (including a projection for tax purposes of the Redemption Amount) and a comparable yield equal to 5.44% per annum (compounded annually), that we established for the MITTS. The table reflects the expected issuance of the MITTS on April 24, 2009 and the scheduled maturity date of April 25, 2014. This tax accrual table is based upon a projected payment schedule per \$10 principal amount of the MITTS, which would consist of a single payment of \$13.0344 at maturity. This information is provided solely for tax purposes, and we make no representations or predictions as to what the actual Redemption Amount will be.



<b>Accrual Period</b>	<b>Interest Deemed to Accrue on MITTS During Accrual Period (per Unit of the MITTS)</b>	<b>Total Interest Deemed to Have Accrued on MITTS as of End of Accrual Period (per Unit of the MITTS)</b>
April 24, 2009 to December 31, 2009	\$0.3732	\$0.3732
January 1, 2010 to December 31, 2010	\$0.5643	\$0.9375
January 1, 2011 to December 31, 2011	\$0.5950	\$1.5325
January 1, 2012 to December 31, 2012	\$0.6274	\$2.1599
January 1, 2013 to December 31, 2013	\$0.6615	\$2.8214
January 1, 2014 to April 25, 2014	\$0.2130	\$3.0344

Projected Redemption Amount = \$13.0344 per unit of the MITTS.

You should consult your own tax advisor concerning the U.S. federal income tax consequences to you of acquiring, owning, and disposing of the MITTS, as well as any tax consequences arising under the laws of any state, local, foreign, or other tax jurisdiction and the possible effects of changes in U.S. federal or other tax laws. See the discussion under the section entitled "U.S. Federal Income Tax Summary" in product supplement MITTS-1.



## Additional Terms

You should read this term sheet, together with the documents listed below (collectively, the “Note Prospectus”), which together contain the terms of the MITTS and supersede all prior or contemporaneous oral statements as well as any other written materials. You should carefully consider, among other things, the matters set forth under “Risk Factors” in the sections indicated on the cover of this term sheet. The MITTS involve risks not associated with conventional debt securities. We urge you to consult your investment, legal, tax, accounting, and other advisors before you invest in the MITTS.

You may access the following documents on the SEC Website at [www.sec.gov](http://www.sec.gov) as follows (or if such address has changed, by reviewing our filings for the relevant date on the SEC Website):

- Product supplement MITTS-1 dated January 28, 2009:  
<http://www.sec.gov/Archives/edgar/data/70858/000119312509012723/d424b5.htm>
- Series L MTN prospectus supplement dated April 10, 2008 and prospectus dated May 5, 2006:  
<http://www.sec.gov/Archives/edgar/data/70858/000119312508079745/d424b5.htm>

Our Central Index Key, or CIK, on the SEC Website is 70858.

**We have filed a registration statement (including a product supplement, a prospectus supplement, and a prospectus) with the SEC for the offering to which this term sheet relates. Before you invest, you should read the product supplement, the prospectus supplement, and the prospectus in that registration statement, and the other documents relating to this offering that we have filed with the SEC for more complete information about us and this offering. You may get these documents without cost by visiting EDGAR on the SEC Website at [www.sec.gov](http://www.sec.gov). Alternatively, we, any agent, or any dealer participating in this offering will arrange to send you the Note Prospectus if you so request by calling MLPF&S toll-free at 1-866-500-5408.**

## Structured Investments Classification

MLPF&S classifies certain structured investments (the “Structured Investments”), including the MITTS, into four categories, each with different investment characteristics. The description below is intended to briefly describe the four categories of Structured Investments offered: Principal Protection, Enhanced Income, Market Participation, and Enhanced Participation. A Structured Investment may, however, combine characteristics that are relevant to one or more of the other categories. As such, a category should not be relied upon as a description of any particular Structured Investment.

**Principal Protection:** Principal Protected Structured Investments offer full or partial principal protection at maturity, while offering market exposure and the opportunity for a better return than may be available from comparable fixed income securities. Principal protection may not be achieved if the investment is sold prior to maturity.

**Enhanced Income:** Structured Investments offering enhanced income may offer an enhanced income stream through interim fixed or variable coupon payments. However, in exchange for receiving current income, investors may forfeit upside potential on the underlying asset. These investments generally do not include the principal protection feature.

**Market Participation:** Market Participation Structured Investments can offer investors exposure to specific market sectors, asset classes, and/or strategies that may not be readily available through traditional investment alternatives. Returns obtained from these investments are tied to the performance of the underlying asset. As such, subject to certain fees, the returns will generally reflect any increases or decreases in the value of such assets. These investments are not structured to include the principal protection feature.

**Enhanced Participation:** Enhanced Participation Structured Investments may offer investors the potential to receive better than market returns on the performance of the underlying asset. Some structures may offer leverage in exchange for a capped or limited upside potential and also in exchange for downside risk. These investments are not structured to include the principal protection feature.

The classification of Structured Investments is meant solely for informational purposes and is not intended to fully describe any particular Structured Investment nor guarantee any particular performance.