

CALCULATION OF REGISTRATION FEE

| Title of Each Class of Securities to be Registered | Amount to be Registered | Proposed Maximum Offering Price Per Unit | Proposed Maximum Aggregate Offering Price | Amount of Registration Fee(1) |
|--|--------------------------------|---|--|--------------------------------------|
| Market Index Target-Term Securities [®] Linked to the Dow-Jones-UBS Commodity Index SM – Excess Return, due June 1, 2016 | 2,562,594 | \$10.00 | \$25,625,940 | \$2,975.17 |

(1) Calculated in accordance with Rule 457(r) of the Securities Act of 1933.





2,562,594 Units
Market Index Target-Term Securities®
Linked to the Dow Jones-UBS Commodity IndexSM – Excess Return,
due June 1, 2016
\$10 principal amount per unit
Term Sheet No. 635

Pricing Date
Settlement Date
Maturity Date
CUSIP No.

May 26, 2011
June 3, 2011
June 1, 2016
06050R585

Market Index Target-Term Securities®

- 100% participation in increases in the level of the Dow Jones-UBS Commodity IndexSM – Excess Return (the "Index"), subject to a cap of 46.50%
- 100% principal protected at maturity against decreases in the level of the Index
- A maturity of approximately five years
- Repayment of principal at maturity is subject to the credit risk of Bank of America Corporation
- No periodic interest payments
- No listing on any securities exchange

-  Market Downside Protection
-  Enhanced Income
-  Market Access
-  Enhanced Return



The MITTS are being offered by Bank of America Corporation ("BAC"). The MITTS will have the terms specified in this term sheet as supplemented by the documents indicated below under "Additional Terms" (together, the "Note Prospectus"). Investing in the MITTS involves a number of risks. **There are important differences between the MITTS and a conventional debt security, including different investment risks. See "Risk Factors" and "Additional Risk Factors" beginning on page TS-5 of this term sheet and beginning on page S-13 of product supplement MITTS-4. MITTS:**

| | | |
|----------------------|-------------------------|----------------|
| Are Not FDIC Insured | Are Not Bank Guaranteed | May Lose Value |
|----------------------|-------------------------|----------------|

In connection with this offering, Merrill Lynch, Pierce, Fenner & Smith Incorporated ("MLPF&S") is acting in its capacity as principal for your account.

None of the Securities and Exchange Commission (the "SEC"), any state securities commission, or any other regulatory body has approved or disapproved of these securities or determined if this Note Prospectus is truthful or complete. Any representation to the contrary is a criminal offense.

| | Per Unit | Total |
|---|----------|-----------------|
| Public offering price ⁽¹⁾ | \$10.00 | \$25,623,390.00 |
| Underwriting discount ⁽¹⁾ | \$0.25 | \$638,098.50 |
| Proceeds, before expenses, to Bank of America Corporation | \$9.75 | \$24,985,291.50 |

- (1) The public offering price and underwriting discount for any purchase of 500,000 units or more in a single transaction by an individual investor will be \$9.95 per unit and \$0.20 per unit, respectively. The public offering price and underwriting discount for an aggregate of 10,200 units purchased by certain fee-based trusts and fee-based discretionary accounts managed by U.S. Trust operating through Bank of America, N.A. will be \$9.75 per unit and \$0.00 per unit, respectively.

Merrill Lynch & Co.

May 26, 2011



Summary

The Market Index Target-Term Securities® Linked to the Dow Jones-UBS Commodity IndexSM – Excess Return, due June 1, 2016 (the "MITTS"), are our senior unsecured debt securities. The MITTS are not guaranteed or insured by the Federal Deposit Insurance Corporation or secured by collateral. **The MITTS will rank equally with all of our other unsecured and unsubordinated debt, and any payments due on the MITTS, including any repayment of principal, will be subject to the credit risk of BAC.** The MITTS provide investors with a 100% participation rate in increases in the level of the Dow Jones-UBS Commodity IndexSM – Excess Return (the "Index") from the Starting Value of the Index, determined on the pricing date, to the Ending Value of the Index, determined on a calculation day shortly before the maturity date, subject to a maximum return of 46.50% over the Original Offering Price. Investors must be willing to forgo interest payments on the MITTS and be willing to accept a return that is capped.

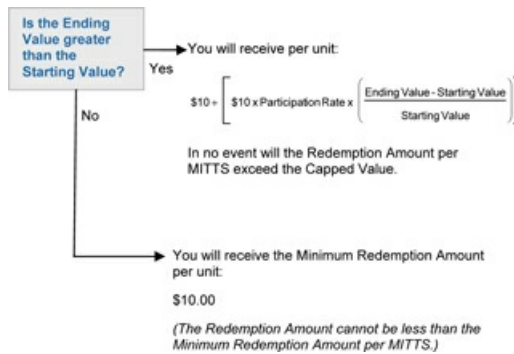
Capitalized terms used but not defined in this term sheet have the meanings set forth in product supplement MITTS-4. Unless otherwise indicated or unless the context requires otherwise, all references in this document to "we," "us," "our," or similar references are to BAC.

Terms of the MITTS

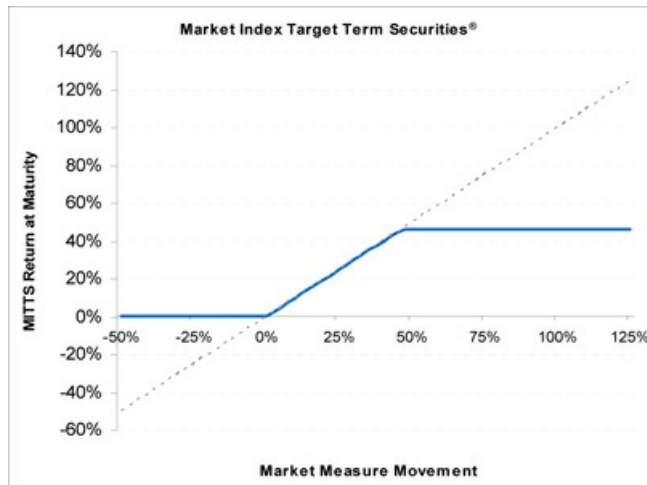
| | |
|-----------------------------------|--|
| Issuer: | Bank of America Corporation ("BAC") |
| Original Offering Price: | \$10.00 per unit |
| Base Value: | \$10.00 per unit |
| Term: | Approximately five years |
| Market Measure: | Dow Jones-UBS Commodity Index SM – Excess Return (Bloomberg Symbol: "DJUBS") |
| Starting Value: | 163.4876 |
| Ending Value: | The closing level of the Index on the calculation day. If it is determined that the scheduled calculation day is not a Market Measure Business Day, or if a Market Disruption Event occurs on the scheduled calculation day, the Ending Value will be determined as more fully described beginning on page S-32 of product supplement MITTS-4. |
| Capped Value: | \$14.65 per unit of the MITTS, which represents a return of 46.50% over the Original Offering Price. |
| Calculation Day: | May 24, 2016 |
| Participation Rate: | 100% |
| Minimum Redemption Amount: | \$10.00 per unit |
| Calculation Agent: | MLPF&S, a subsidiary of BAC |

Determining the Redemption Amount for the MITTS

On the maturity date, you will receive a cash payment per MITTS (the "Redemption Amount") calculated as follows:



Hypothetical Payout Profile



This graph reflects the **hypothetical** returns on the MITTS at maturity, based upon the Participation Rate of 100% and the Capped Value of \$14.65 (a 46.50% return). The blue line reflects the **hypothetical** returns on the MITTS, while the dotted gray line reflects the **hypothetical** returns of a direct investment in the components of the Index.

This graph has been prepared for purposes of illustration only. Your actual return will depend on the actual Ending Value and the term of your investment.

Hypothetical Redemption Amounts

Examples

Set forth below are three examples of **hypothetical** Redemption Amount calculations (rounded to two decimal places) payable at maturity, based upon the Participation Rate of 100%, the Base Value of \$10.00 (per unit), the Starting Value of 163.4876, the Minimum Redemption Amount of \$10.00 (per unit), and the Capped Value of \$14.65 (per unit).

Example 1 — The **hypothetical** Ending Value is 90% of the Starting Value:

Starting Value: 163.4876
 Hypothetical Ending Value: 147.1388

Hypothetical Redemption Amount (per unit) = \$10.00 (The Redemption Amount cannot be less than the \$10.00 Minimum Redemption Amount.)

Example 2 — The **hypothetical** Ending Value is 130% of the Starting Value:

Starting Value: 163.4876
 Hypothetical Ending Value: 212.5339

$$\text{Hypothetical Redemption Amount (per unit)} = \$10 + \left[\$10 \times 100\% \times \left(\frac{212.5339 - 163.4876}{163.4876} \right) \right] = \$13.00$$

Hypothetical Redemption Amount (per unit) = \$13.00

Example 3 — The **hypothetical** Ending Value is 210% of the Starting Value:

Starting Value: 163.4876
 Hypothetical Ending Value: 343.3240

$$\text{Hypothetical Redemption Amount (per unit)} = \text{the lesser of (a) } \$10 + \left[\$10 \times 100\% \times \left(\frac{343.3240 - 163.4876}{163.4876} \right) \right] = \$21.00 \text{ and (b) } \$14.65$$

Hypothetical Redemption Amount (per unit) = \$14.65 (The Redemption Amount cannot be greater than the Capped Value.)

The following table illustrates, for the Starting Value of 163.4876 and a range of **hypothetical** Ending Values:

- the percentage change from the Starting Value to the **hypothetical** Ending Value;
- the **hypothetical** Redemption Amount per unit of the MITTS (rounded to two decimal places); and
- the **hypothetical** total rate of return to holders of the MITTS.

The table below reflects the Participation Rate of 100%, the Base Value of \$10.00 (per unit), the Minimum Redemption Amount of \$10.00 (per unit), and the Capped Value of \$14.65 (per unit).

| <u>Hypothetical Ending Value</u> | <u>Percentage Change from the Starting Value to the Hypothetical Ending Value</u> | <u>Hypothetical Redemption Amount per Unit</u> | <u>Hypothetical Total Rate of Return on the MITTS</u> |
|--------------------------------------|---|--|---|
| 81.7438 | -50.00% | \$10.00 | 0.00% |
| 98.0926 | -40.00% | \$10.00 | 0.00% |
| 114.4413 | -30.00% | \$10.00 | 0.00% |
| 130.7901 | -20.00% | \$10.00 | 0.00% |
| 147.1388 | -10.00% | \$10.00 | 0.00% |
| 155.3132 | -5.00% | \$10.00 | 0.00% |
| 159.4004 | -2.50% | \$10.00 | 0.00% |
| 163.4876 ⁽¹⁾ | 0.00% | \$10.00 ⁽²⁾ | 0.00% |
| 167.5748 | 2.50% | \$10.25 | 2.50% |
| 171.6620 | 5.00% | \$10.50 | 5.00% |
| 179.8364 | 10.00% | \$11.00 | 10.00% |
| 196.1851 | 20.00% | \$12.00 | 20.00% |
| 212.5339 | 30.00% | \$13.00 | 30.00% |
| 228.8826 | 40.00% | \$14.00 | 40.00% |
| 245.2314 | 50.00% | \$14.65 ⁽³⁾ | 46.50% |
| 261.5802 | 60.00% | \$14.65 | 46.50% |
| 277.9289 | 70.00% | \$14.65 | 46.50% |
| 294.2777 | 80.00% | \$14.65 | 46.50% |
| 310.6264 | 90.00% | \$14.65 | 46.50% |
| 326.9752 | 100.00% | \$14.65 | 46.50% |

(1) This is the Starting Value.

(2) The Redemption Amount will not be less than the Minimum Redemption Amount of \$10.00 per unit of the MITTS.

(3) The Redemption Amount cannot exceed the Capped Value of \$14.65 per unit of the MITTS.

The above figures are for purposes of illustration only. The actual Redemption Amount and the resulting total rate of return will depend on the actual Ending Value and the term of your investment.

Risk Factors

There are important differences between the MITTS and a conventional debt security. An investment in the MITTS involves significant risks, including those listed below. You should carefully review the more detailed explanation of risks relating to the MITTS in the "Additional Risk Factors" section below and the "Risk Factors" sections beginning on page S-13 of product supplement MITTS-4 and page S-4 of the MTN prospectus supplement identified below under "Additional Terms." We also urge you to consult your investment, legal, tax, accounting, and other advisors before you invest in the MITTS.

- You may not earn a return on your investment.
- Your yield may be less than the yield on a conventional debt security of comparable maturity.
- Your investment return on the MITTS, if any, is limited to the return represented by the Capped Value.
- Your investment return, if any, may be less than a comparable investment directly in the Index or the components of the Index.
- You must rely on your own evaluation of the merits of an investment linked to the Index.
- In seeking to provide you with what we believe to be commercially reasonable terms for the MITTS while providing MLPF&S with compensation for its services, we have considered the costs of developing, hedging, and distributing the MITTS.
- A trading market for your MITTS is not expected to develop. MLPF&S is not obligated to make a market for, or to repurchase, the MITTS.
- The Redemption Amount will not be affected by all developments relating to the Index.
- CME Group Index Services LLC ("CME Indexes") and UBS Securities LLC ("UBS Securities") may adjust the Index in a way that affects its level, and CME Indexes and UBS Securities have no obligation to consider your interests.
- Ownership of the MITTS will not entitle you to any rights with respect to any futures contracts or commodities included in or tracked by the Index.
- If you attempt to sell the MITTS prior to maturity, their market value, if any, will be affected by various factors that interrelate in complex ways and their market value may be less than the Original Offering Price.
- Payments on the MITTS are subject to our credit risk, and changes in our credit ratings are expected to affect the value of the MITTS.
- The prices of the Index commodities may change unpredictably, affecting the value of your MITTS in unforeseeable ways.
- Suspensions or disruptions of market trading in the Index commodities and related futures markets may adversely affect the value of the MITTS.
- The MITTS will not be regulated by the U.S. Commodity Futures Trading Commission.
- The Index includes futures contracts traded on foreign exchanges that may be less regulated than U.S. markets.
- Purchases and sales by us and our affiliates may affect your return.
- Our trading and hedging activities may create conflicts of interest with you.
- Our hedging activities may affect your return on the MITTS and their market value.
- There may be potential conflicts of interest involving the calculation agent. We have the right to appoint and remove the calculation agent.
- You should consider the tax consequences of investing in the MITTS. See "Summary Tax Consequences" and "Certain U.S. Federal Income Taxation Considerations" below and "U.S. Federal Income Tax Summary" beginning on page S-56 of product supplement MITTS-4.

Additional Risk Factors

The Index tracks commodity futures contracts and does not track the spot prices of the Index commodities.

The Index is composed of exchange-traded futures contracts on physical commodities. Unlike equities, which typically entitle the holder to a continuing stake in a corporation, a commodity futures contract is typically an agreement to buy a set amount of an underlying physical commodity at a predetermined price during a stated delivery period. A futures contract reflects the expected value of the underlying physical commodity upon delivery in the future. In contrast, the underlying physical commodity's current or "spot" price reflects the immediate delivery value of the commodity.

The MITTS are linked to the Index and not to the spot prices of the Index commodities and an investment in the MITTS is not the same as buying and holding the Index commodities. While price movements in the futures contracts included in the Index may correlate with changes in the underlying physical commodities' spot prices, the correlation will not be perfect and price movements in the spot market for those commodities may not be reflected in the futures market (and vice versa). Accordingly, an increase in the spot prices of the Index commodities may not result in an increase in the prices for the futures contracts included in the Index or the level of the Index. The prices for those futures contracts and the level of the Index may decrease while the spot prices of the Index commodities remain stable or increase, or do not decrease to the same extent.

Higher future prices of the Index commodities relative to their current prices may decrease the Redemption Amount and the value of the MITTS.

In the case of the Index, as the exchange-traded futures contracts that comprise the Index approach expiration, they are replaced by similar contracts that have a later expiration. This process is referred to as "rolling." Specifically, during the specified "roll period" each month, the level of the Index is calculated as if the near-dated futures contracts are sold and the proceeds from those sales are used to purchase longer-dated futures contracts.

Differences in the prices between the contracts that are sold and the new contracts for more distant delivery that are purchased are called "roll yield." See "The Index—General."

If the expiring futures contract included in the Index is "rolled" into a less expensive futures contract with a more distant delivery date, the market for that futures contract is trading in "backwardation." In this case, the effect of the roll yield on the level of the Index will be positive because it costs less to replace the expiring futures contract. However, if the expiring futures contract included in the Index is "rolled" into a more expensive futures contract with a more distant delivery date, the market for that futures contract is trading in "contango." In this case, the effect of the roll yield on the level of the Index will be negative because it will cost more to replace the expiring futures contract.

There is no indication that the markets for the Index components will consistently be in backwardation or that there will be a positive roll yield that increases the level of the Index. If all other factors remain constant, the presence of contango in the market for an Index component could result in negative roll yield, which could decrease the level of the Index and the value of the MITTS.

Trading and other transactions by UBS AG ("UBS"), UBS Securities, and their affiliates in the futures contracts comprising the Index and the underlying commodities may affect the level of the Index.

UBS, UBS Securities, and their affiliates actively trade futures contracts and options on futures contracts on the Index commodities. UBS, UBS Securities, and their affiliates also actively enter into or trade and market securities, swaps, options, derivatives, and related instruments which are linked to the performance of the Index commodities or are linked to the performance of the Index. Certain of UBS's or UBS Securities' affiliates may underwrite or issue other securities or financial instruments linked to the Index and related indices, and CME Indexes and UBS Securities and certain of their affiliates may license the Index for publication or for use by unaffiliated third parties. These activities could present conflicts of interest and could affect the level of the Index. For instance, a market-maker in a financial instrument linked to the performance of the Index may expect to hedge some or all of its position in that financial instrument. Purchase or selling activity in the underlying Index components in order to hedge the market-maker's position in the financial instrument may affect the market price of the futures contracts included in the Index, which in turn may affect the level of the Index. With respect to any of the activities described above, none of UBS, UBS Securities, CME Indexes, Dow Jones, or their respective affiliates has any obligation to take the needs of any buyers, sellers, or holders of the MITTS into consideration at any time.

Risks associated with the Index may adversely affect the market price of the MITTS.

The annual composition of the Index will be calculated in reliance upon historic price, liquidity, and production data that are subject to potential errors in data sources or errors that may affect the weighting of components of the Index. CME Indexes and UBS Securities may not discover every discrepancy and any discrepancies that require revision will not be applied retroactively. These discrepancies may adversely affect the level of the Index and the market price of the MITTS.

The MITTS are linked to the Dow Jones-UBS Commodities IndexSM – Excess Return and not the Dow Jones-UBS Commodities IndexSM – Total Return.

The Dow Jones-UBS Commodities IndexSM – Excess Return reflects returns that are potentially available through an unleveraged investment in the applicable Index futures. In contrast, the Dow Jones-UBS Commodities IndexSM – Total Return is a total return index which, in addition to reflecting the same returns of the Dow Jones-UBS Commodities IndexSM – Excess Return, also reflects interest that could be earned on cash collateral invested in three-month U.S. Treasury bills. Because the MITTS are linked to the Dow Jones-UBS Commodities IndexSM – Excess Return and not the Dow Jones-UBS Commodities IndexSM – Total Return, the Redemption Amount will not reflect this total return feature.

Investor Considerations

You may wish to consider an investment in the MITTS if:

- You anticipate that the level of the Index will increase from the Starting Value to the Ending Value.
- You accept that the return on the MITTS will be zero if the level of the Index is unchanged or decreases from the Starting Value to the Ending Value.
- You accept that the return on the MITTS will not exceed the return represented by the Capped Value.
- You are willing to forgo interest payments on the MITTS, such as fixed or floating rate interest paid on traditional interest bearing debt securities.
- You seek exposure to the Index with no expectation of any rights with respect to any commodities or futures contracts included in or tracked by the Index.
- You are willing to accept that a trading market is not expected to develop for the MITTS. You understand that secondary market prices for the MITTS, if any, will be affected by various factors, including our actual and perceived creditworthiness.
- You are willing to make an investment, the payments on which depend on our creditworthiness, as the issuer of the MITTS.

The MITTS may not be an appropriate investment for you if:

- You anticipate that the level of the Index will decrease from the Starting Value to the Ending Value or that the level of the Index will not increase sufficiently over the term of the MITTS to provide you with your desired return.
- You seek an investment that provides a guaranteed redemption amount above the principal.
- You seek a return on your investment that will not be capped at the return represented by the Capped Value.
- You seek interest payments or other current income on your investment.
- You want to have rights with respect to the commodities and futures contracts included in or tracked by the Index.
- You seek assurances that there will be a liquid market if and when you want to sell the MITTS prior to maturity.
- You are unwilling or are unable to assume the credit risk associated with us, as the issuer of the MITTS.

Other Provisions

We will deliver the MITTS against payment therefor in New York, New York on a date that is greater than three business days following the pricing date. Under Rule 15c6-1 of the Securities Exchange Act of 1934, trades in the secondary market generally are required to settle in three business days, unless the parties to any such trade expressly agree otherwise. Accordingly, purchasers who wish to trade the MITTS more than three business days prior to the original issue date will be required to specify alternative settlement arrangements to prevent a failed settlement.

If you place an order to purchase the MITTS, you are consenting to MLPF&S acting as a principal in effecting the transaction for your account.

Supplement to the Plan of Distribution; Conflicts of Interest

MLPF&S, a broker-dealer subsidiary of BAC, is a member of the Financial Industry Regulatory Authority, Inc. ("FINRA") and will participate as selling agent in the distribution of the MITTS. Accordingly, offerings of the MITTS will conform to the requirements of FINRA Rule 5121. Under our distribution agreement with MLPF&S, MLPF&S will purchase the MITTS from us on the issue date as principal at the purchase price indicated on the cover of this term sheet, less the indicated underwriting discount. MLPF&S will not receive an underwriting discount for MITTS sold to certain fee-based trusts and fee-based discretionary accounts managed by U.S. Trust operating through Bank of America, N.A. In the original offering of the MITTS, the MITTS will be sold in minimum investment amounts of 100 units.

MLPF&S may use this Note Prospectus for offers and sales in secondary market transactions and market-making transactions in the MITTS but is not obligated to engage in such secondary market transactions and/or market-making transactions. MLPF&S may act as principal or agent in these transactions, and any such sales will be made at prices related to prevailing market prices at the time of the sale.

The Index

All disclosures contained in this term sheet regarding the Index, including, without limitation, its make-up, method of calculation, and changes in its components have been derived from publicly available sources. The information reflects the policies of CME Indexes and UBS Securities as stated in those sources, and these policies are subject to change at the discretion of CME Indexes and UBS Securities. CME Indexes and UBS Securities have no obligation to continue to publish, and may discontinue publication of, the Index. The consequences of Dow Jones and UBS discontinuing publication of the Index are discussed in the section of product supplement MITTS-4 beginning on page S-49 entitled "Description of MITTS – Discontinuance of a Non-Exchange Traded Fund-Based Market Measure – Equity-Based or Commodity-Based Market Measures that Are Not Exchange Traded Funds." None of us, the calculation agent, or the selling agent accepts any responsibility for the calculation, maintenance or publication of the Index or any successor index.

"Dow Jones®," "DJ," "UBS," "Dow Jones-UBS Commodity IndexSM – Excess Return," "DJUBSSM" are service marks of Dow Jones Trademark Holdings, LLC and UBS, as the case may be, and have been licensed for use by us for certain purposes. The MITTS are not sponsored, endorsed, sold, or promoted by CME Indexes, Dow Jones & Company, Inc. ("Dow Jones"), UBS, UBS Securities, or any of their respective subsidiaries or affiliates, and none of these entities or any of their respective subsidiaries or affiliates makes any representation regarding the advisability of investing in the MITTS.

Acquisition by UBS Securities and CME Indexes Joint Venture

In May 2009, UBS Securities completed its previously announced acquisition of AIG's commodity index business, at which time UBS Securities and Dow Jones entered into a joint marketing agreement to market the Dow Jones-UBS Commodity IndexSM. Dow Jones indicated that the Dow Jones-UBS Commodity IndexSM – Excess Return will have an identical methodology as the Dow Jones-AIG Commodity IndexSM – Excess Return, and would take the same form and format as the Dow Jones-AIG Commodity IndexSM – Excess Return. Dow Jones subsequently assigned all of its interests in the joint marketing agreement to CME Indexes. In March 2010, CME Group Inc. and Dow Jones launched CME Indexes, a joint venture company, which is 90% owned by CME Group Inc. and 10% owned by Dow Jones. The Dow Jones-UBS Commodity IndexSM is calculated and published by Dow Jones Indexes, the marketing name for CME Indexes, in conjunction with UBS Securities.

General

The Index is a proprietary index that provides a benchmark for commodities investments. The Index was established on July 14, 1998. The 23 physical commodities that are eligible for inclusion in the Index are as follows: aluminum, cocoa, coffee, copper, corn, cotton, crude oil, gold, heating oil, lead, lean hogs, live cattle, natural gas, nickel, platinum, silver, soybeans, soybean oil, sugar, tin, unleaded gasoline, wheat, and zinc. The 19 commodities selected for 2011 are as follows: aluminum, coffee, copper, corn, cotton, crude oil, gold, heating oil, lean hogs, live cattle, natural gas, nickel, silver, soybeans, soybean oil, sugar, unleaded gasoline, wheat, and zinc. The Index commodities currently trade on United States exchanges, with the exception of aluminum, nickel, and zinc, which trade on the London Metals Exchange (the "LME"). The designated futures contracts for the Index are set forth below in the section entitled "—Designated Contracts for Each Index Commodity." The actual Index commodities included in the Index are set forth below in the section "—Annual Reweighting and Rebalancing of the Index."

The Index tracks what is known as a rolling futures position, which is a position where, on a periodic basis, futures contracts on physical commodities specifying delivery on a nearby date must be sold and longer-dated futures contracts on those physical commodities must be purchased. An investor with a rolling futures position is able to maintain an investment position in the underlying physical commodities without receiving delivery of those commodities. During the "roll period," which occurs over five DJ-UBS Business Days (as defined below) each month, the calculation of the Index is gradually shifted from the use of the nearby dated futures contracts included in the Index to longer-dated futures contracts (at a rate of 20% per DJ-UBS Business Day during the roll period). At the end of the roll period, the longer-dated futures contracts are used to calculate the Index until the next roll period.

The methodology for determining the composition and weighting of the Index and for calculating its level is subject to modification by CME Indexes and UBS Securities at any time.

A "DJ-UBS Business Day" means a day on which the sum of the Commodity Index Percentages (as described below under "—Annual Reweighting and Rebalancing of the Index") for those Index commodities that are open for trading is greater than 50%.

The Index is computed on the basis of hypothetical investments in the futures contracts for the basket of commodities included in the Index. The Index was created using the following four main principles:

Economic Significance: To achieve a fair representation of a diversified group of commodities to the world economy, the Index uses both liquidity data and U.S. dollar-weighted production data in determining the relative quantities of included commodities. The Index primarily relies on liquidity data, or the relative amount of trading activity of a particular commodity, as an important indicator of the value placed on that commodity by financial and physical market participants. The Index also relies on production data as a useful measure of the importance of a commodity to the world economy.

Diversification: In order to provide diversified exposure to commodities as an asset class and to avoid disproportionate weighting in any one commodity or sector, diversification rules have been established, which are applied annually. In addition, the Index is rebalanced annually on a price-percentage basis in order to maintain diversified commodities exposure over time.

Continuity: The Index is intended to provide a stable benchmark, so that there is confidence that historical performance data is based on a structure that bears some resemblance to both the current and future composition of the Index.

Liquidity: The inclusion of liquidity as a weighting factor helps to ensure that the Index can accommodate substantial investment flows.

Designated Contracts for Each Index Commodity

A futures contract known as a Designated Contract is selected by UBS Securities as the reference contract for each Index commodity. With the exception of several LME contracts, where UBS Securities believes that there exists more than one futures contract with sufficient liquidity to be chosen as a Designated Contract for an Index commodity, UBS Securities has historically selected the futures contract that is traded in North America and denominated in U.S. dollars. If more than one of those contracts exists, UBS Securities has selected the most actively traded contract. Data concerning the Designated Contract will be used to calculate the Index. The termination or replacement of a futures contract on an established exchange occurs infrequently. If a Designated Contract is terminated or replaced, a comparable futures contract would be selected, if available, to replace that Designated Contract. The Designated Contracts for the Index commodities eligible for inclusion in the Index are traded on the Chicago Board of Trade ("CBOT"), the LME, the Chicago Mercantile Exchange ("CME"), the New York Board of Trade ("NYBOT"), the Commodities Exchange (the "COMEX") and the New York Mercantile Exchange (the "NYMEX"), and are as follows:

| Index Commodity | Designated Contract and Price Quote | Current Weightings of Designated Contracts (1) | Exchange | Units |
|--------------------------|---|--|----------|----------------|
| Aluminum | High Grade Primary Aluminum \$/metric ton | 5.03% | LME | 25 metric tons |
| Coffee | Coffee "C" cents/pound | 2.66% | NYBOT | 37,500 lbs |
| Copper (2) | Copper cents/pound | 6.39% | COMEX | 25,000 lbs |
| Corn | Corn cents/bushel | 7.71% | CBOT | 5,000 bushels |
| Cotton | Cotton cents/pound | 1.97% | NYBOT | 50,000 lbs |
| Crude Oil | Light, Sweet Crude Oil \$/barrel | 16.48% | NYMEX | 1,000 barrels |
| Gold | Gold \$/troy oz. | 10.42% | COMEX | 100 troy oz. |
| Heating Oil | Heating Oil cents/gallon | 4.11% | NYMEX | 42,000 gallons |
| Lean Hogs | Lean Hogs cents/pound | 2.10% | CME | 40,000 lbs |
| Live Cattle | Live Cattle cents/pound | 3.13% | CME | 40,000 lbs |
| Natural Gas | Henry Hub Natural Gas \$/mmbtu | 10.66% | NYMEX | 10,000 mmbtu |
| Nickel | Primary Nickel \$/metric ton | 2.16% | LME | 6 metric tons |
| Silver | Silver cents/troy oz. | 4.82% | COMEX | 5,000 troy oz. |
| Soybean Oil | Soybean Oil cents/pound | 2.63% | CBOT | 60,000 lbs |
| Soybeans | Soybeans cents/bushel | 6.98% | CBOT | 5,000 bushels |
| Sugar | World Sugar No. 11 cents/pound | 2.15% | NYBOT | 112,000 lbs |
| Unleaded Gasoline (RBOB) | Reformulated Blendstock for Oxygen Blending cents/gallon | 4.21% | NYMEX | 42,000 gallons |
| Wheat | Wheat cents/bushel | 4.11% | CBOT | 5,000 bushels |
| Zinc | Special High Grade Zinc \$/metric ton | 2.29% | LME | 25 metric tons |

(1) Reflects the approximate weightings as of April 29, 2011 of the nineteen commodities currently included in the Index.

(2) The Index uses the high grade copper contract traded on the COMEX Division of the NYMEX as the Designated Contract for Copper, but uses COMEX prices for this Designated Contract and the LME copper contract volume data in determining the weighting for the Index.

Commodity Groups

For purposes of applying the diversification rules discussed herein, each of the eligible Index commodities is assigned to “Commodity Groups.” The Commodity Groups, the commodities of each and the Index weighting of each Commodity Group as of April 29, 2011 are as follows:

| Commodity Group: | Commodities: | Index Weighting by Commodity Group as of April 29, 2011 ⁽¹⁾ : |
|-------------------|---|--|
| Agriculture | Coffee Corn Cotton Soybeans Soybean Oil Sugar Wheat | 28.21% |
| Energy | Crude Oil Heating Oil Natural Gas Unleaded Gasoline (RBOB) | 35.45% |
| Industrial Metals | Aluminum Copper Nickel Zinc | 15.87% |
| Livestock | Lean Hogs Live Cattle | 5.23% |
| Precious Metals | Gold Silver | 15.24% |

(1) Reflects the rounded weightings of the five Commodity Groups currently included in the Index.

Index Multipliers

The following is a list of the Index commodities included in the Index for 2011, as well as their respective Commodity Index Multipliers for 2011:

| Index Commodity | 2011 Commodity Dow Jones-UBS Commodity Index Multiplier |
|-------------------|---|
| Aluminum | 0.093099000 |
| Coffee | 45.546761510 |
| Copper | 78.444259540 |
| Corn | 52.221323960 |
| Cotton | 63.798985460 |
| Crude Oil | 7.383077780 |
| Gold | 0.343161340 |
| Heating Oil | 63.972755070 |
| Lean Hogs | 112.938799450 |
| Live Cattle | 141.788503900 |
| Natural Gas | 114.758628890 |
| Nickel | 0.004127320 |
| Silver | 5.087993980 |
| Soybeans | 230.479584590 |
| Soybean Oil | 25.684865370 |
| Sugar | 495.475597610 |
| Unleaded Gasoline | 64.388348750 |
| Wheat | 26.293903240 |
| Zinc | 0.052274110 |

Index Supervisory and Advisory Committees

CME Indexes and UBS Securities have established a two-tier oversight structure comprised of a supervisory committee (the “Supervisory Committee”) and an advisory committee (the “Advisory Committee”) in order to expand the breadth of input into the decision-making process while also providing a mechanism for more rapid reaction to market disruptions and extraordinary changes in market conditions. The Supervisory Committee is comprised of three members, two of whom are appointed by UBS Securities and one of whom is appointed by CME Indexes, and will make all final decisions relating to the Index with the advice and recommendations of the Advisory Committee. The Advisory Committee consists of six to twelve members drawn from the financial and academic communities. Both the Supervisory and Advisory Committees meet annually in June or July to consider any changes to be

made to the Index for the coming year. These committees may also meet at such other times as may be necessary for purposes of their respective responsibilities in connection to the oversight of the Index.

Annual Reweighting and Rebalancing of the Index

The Index is reweighted and rebalanced each year in January on a price-percentage basis. The annual weightings will be determined each year in June or July by the Supervisory Committee. The recalculation of the composition of the Index will be determined each year in June by UBS Securities under the supervision of the Supervisory Committee, and such determination will be reviewed by the Supervisory and Advisory Committees at their June or July meeting. Once approved by the Supervisory Committee, the new composition of the Index is announced in July or August following that meeting, and takes effect in the month of January immediately following that announcement.

Each June, for each commodity designated for potential inclusion in the Index, liquidity is measured by the commodity liquidity percentage (the "CLP") and production is measured by the commodity production percentage (the "CPP"). The CLP for each commodity is determined by taking a five-year average of the product of the trading volume and the historic U.S. dollar value of the Designated Contract for that commodity, and dividing the result by the sum of the products for all commodities which were designated for potential inclusion in the Index. The CPP is determined for each commodity by taking a five-year average of production figures, adjusted by the historic U.S. dollar value of the Designated Contract, and dividing the result by the sum of such products for all the commodities which were designated for potential inclusion in the Index. The CLP and CPP are then combined (using a ratio of 2:1) to establish the Commodity Index Percentage (the "CIP") for each commodity. The CIP is then adjusted in accordance with the diversification rules described below in order to determine the commodities which will be included in the Index and their respective percentage weights.

To ensure that no single commodity or commodity sector dominates the Index, the following diversification rules are applied to the annual reweighting and rebalancing of the Index as of January of the applicable year:

- No related group of commodities designated as a Commodity Group (e.g., energy, precious metals, livestock or grains) may constitute more than 33% of the Index;
- No single commodity may constitute more than 15% of the Index;
- No single commodity, together with its derivatives (e.g., crude oil, together with heating oil and unleaded gasoline), may constitute more than 25% of the Index; and
- No single commodity in the Index (e.g., natural gas or silver) may constitute less than 2% of the Index.

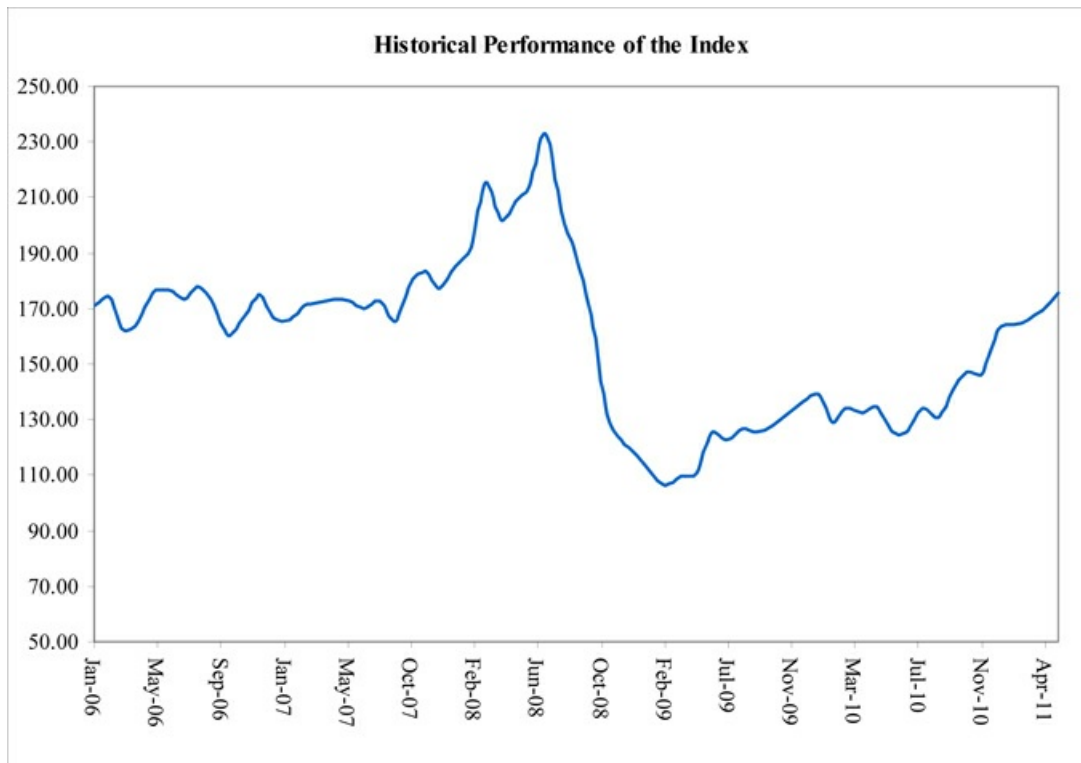
Following the annual reweighting and rebalancing of the Index in January, the percentage of any single commodity or group of commodities at any time prior to the next reweighting or rebalancing will fluctuate and may exceed or be less than the percentage set forth above.

Following application of the diversification rules discussed above, the CIPs are incorporated into the Index by calculating the new unit weights for each Index commodity. On the fourth Business Day of the month of January following the calculation of the CIPs, the CIPs are combined with the settlement prices of all of the commodities to be included in the Index for such day to create the Commodity Index Multiplier (the "CIM") for each of the commodities. These CIMs remain in effect throughout the ensuing year. As a result, the observed price percentage of each commodity included in the Index will float throughout the year until the CIMs are reset the following year based on new CIPs.

Computation of the Index

The Index is calculated by CME Indexes, in conjunction with UBS Securities, by applying the impact of the changes to the prices of the Index components (based on their relative weightings). Once the CIMs are determined as discussed above, the calculation of the Index is a mathematical process whereby the CIMs for the commodities included in the Index components are multiplied by the prices for those components. These products are then summed. The daily percentage change in this sum is then applied to the prior day's level of the Index to calculate the current level of the Index.

The following graph sets forth the monthly historical performance of the Index in the period from January 2006 through April 2011. This historical data on the Index is not necessarily indicative of the future performance of the Index or what the value of the MITTS may be. Any historical upward or downward trend in the level of the Index during any period set forth below is not an indication that the level of the Index is more or less likely to increase or decrease at any time over the term of the MITTS. On the pricing date, the closing level of the Index was 163.4876.



Before investing in the MITTS, you should consult publicly available sources for the levels and trading pattern of the Index. The generally unsettled international environment and related uncertainties, including the risk of terrorism, may result in the Index and financial markets generally exhibiting greater volatility than in earlier periods.

License Agreement

We have entered into a non-exclusive license agreement with CME Indexes and UBS Securities licensing to us and to certain of our affiliated or subsidiary companies, in exchange for a fee, the right to use the Index, which is owned and published by CME Indexes and UBS Securities, in connection with certain products, including the MITTS.

The license agreement provides that the following language must be set forth in this term sheet:

The Dow Jones-UBS Commodity IndexesSM are a joint product of Dow Jones Indexes, a licensed trademark of CME Group Index Services LLC ("CME Indexes"), and UBS Securities LLC ("UBS Securities"), and have been licensed for use. "Dow Jones[®]", "DJ", "Dow Jones Indexes", "UBS", "Dow Jones-UBS Commodity IndexSM – Excess Return," and "DJUBSSM" are service marks of Dow Jones Trademark Holdings, LLC ("Dow Jones") and UBS AG ("UBS AG"), as the case may be, have been licensed to CME Indexes and have been licensed for use by us for certain purposes.

The MITTS are not sponsored, endorsed, sold or promoted by Dow Jones, UBS AG, UBS Securities, CME Indexes or any of their subsidiaries or affiliates. None of Dow Jones, UBS AG, UBS Securities, CME Indexes or any of their subsidiaries or affiliates makes any representation or warranty, express or implied, to the owners of or counterparts to the MITTS or any member of the public regarding the advisability of investing in securities or commodities generally or in the MITTS particularly. The only relationship of Dow Jones, UBS AG, UBS Securities, CME Indexes or any of their subsidiaries or affiliates to us is the licensing of certain trademarks, trade names and service marks and of the Index, which is determined, composed and calculated by CME Indexes in conjunction with UBS Securities without regard to us or the MITTS. Dow Jones, UBS Securities and CME Indexes have no obligation to take our needs or the owners of the MITTS into consideration in determining, composing or calculating the Index. None of Dow Jones, UBS AG, UBS Securities, CME Indexes or any of their respective subsidiaries or affiliates is responsible for or has participated in the determination of the timing of, prices at, or quantities of the MITTS to be issued or in the determination or calculation of the equation by which the MITTS are to be converted into cash. None of Dow Jones, UBS AG, UBS Securities, CME Indexes or any of their subsidiaries or affiliates shall have any

obligation or liability, including, without limitation, to MITTS customers, in connection with the administration, marketing or trading of the MITTS. Notwithstanding the foregoing, UBS AG, UBS Securities, CME Group Inc. and their respective subsidiaries and affiliates may independently issue and/or sponsor financial products unrelated to the MITTS currently being issued by us, but which may be similar to and competitive with the MITTS. In addition, UBS AG, UBS Securities, CME Group Inc. and their subsidiaries and affiliates actively trade commodities, commodity indexes and commodity futures (including the Dow Jones-UBS Commodity IndexSM and Dow Jones-UBS Commodity Index Total ReturnSM), as well as swaps, options and derivatives which are linked to the performance of such commodities, commodity indexes and commodity futures. It is possible that this trading activity will affect the value of the Dow Jones-UBS Commodity IndexSM and MITTS.

This term sheet relates only to MITTS and does not relate to the exchange-traded physical commodities underlying any of the Dow Jones-UBS Commodity IndexSM components. Purchasers of the MITTS should not conclude that the inclusion of a futures contract in the Dow Jones-UBS Commodity IndexSM is any form of investment recommendation of the futures contract or the underlying exchange-traded physical commodity by Dow Jones, UBS AG, UBS Securities, CME Indexes or any of their subsidiaries or affiliates. The information in this term sheet regarding the Dow Jones-UBS Commodity IndexSM components has been derived solely from publicly available documents. None of Dow Jones, UBS AG, UBS Securities, CME Indexes or any of their subsidiaries or affiliates has made any due diligence inquiries with respect to the Dow Jones-UBS Commodity IndexSM components in connection with the MITTS. None of Dow Jones, UBS AG, UBS Securities, CME Indexes or any of their subsidiaries or affiliates makes any representation that these publicly available documents or any other publicly available information regarding the Dow Jones-UBS Commodity IndexSM components, including without limitation a description of factors that affect the prices of such components, are accurate or complete.

NONE OF DOW JONES, UBS AG, UBS SECURITIES, CME INDEXES OR ANY OF THEIR SUBSIDIARIES OR AFFILIATES GUARANTEES THE ACCURACY AND/OR THE COMPLETENESS OF THE DOW JONES-UBS COMMODITY INDEXSM OR ANY DATA RELATED THERETO AND NONE OF DOW JONES, UBS AG, UBS SECURITIES, CME INDEXES OR ANY OF THEIR SUBSIDIARIES OR AFFILIATES SHALL HAVE ANY LIABILITY FOR ANY ERRORS, OMISSIONS OR INTERRUPTIONS THEREIN. NONE OF DOW JONES, UBS AG, UBS SECURITIES, CME INDEXES OR ANY OF THEIR SUBSIDIARIES OR AFFILIATES MAKES ANY WARRANTY, EXPRESS OR IMPLIED, AS TO RESULTS TO BE OBTAINED BY US, OWNERS OF THE MITTS OR ANY OTHER PERSON OR ENTITY FROM THE USE OF THE DOW JONES-UBS COMMODITY INDEXSM OR ANY DATA RELATED THERETO. NONE OF DOW JONES, UBS AG, UBS SECURITIES, CME INDEXES OR ANY OF THEIR SUBSIDIARIES OR AFFILIATES MAKES ANY EXPRESS OR IMPLIED WARRANTIES AND EXPRESSLY DISCLAIMS ALL WARRANTIES OF MERCHANTABILITY OR FITNESS FOR A PARTICULAR PURPOSE OR USE WITH RESPECT TO THE DOW JONES-UBS COMMODITY INDEXSM OR ANY DATA RELATED THERETO. WITHOUT LIMITING ANY OF THE FOREGOING, IN NO EVENT SHALL DOW JONES, UBS AG, UBS SECURITIES, CME INDEXES OR ANY OF THEIR SUBSIDIARIES OR AFFILIATES HAVE ANY LIABILITY FOR ANY LOST PROFITS OR INDIRECT, PUNITIVE, SPECIAL OR CONSEQUENTIAL DAMAGES OR LOSSES, EVEN IF NOTIFIED OF THE POSSIBILITY THEREOF. THERE ARE NO THIRD PARTY BENEFICIARIES OF ANY AGREEMENTS OR ARRANGEMENTS AMONG UBS SECURITIES, CME INDEXES AND US, OTHER THAN UBS AG AND THE LICENSORS OF CME INDEXES.

Summary Tax Consequences

You should consider the U.S. federal income tax consequences of an investment in the MITTS, including the following:

- Although there are no statutory provisions, regulations, published rulings, or judicial decisions addressing the characterization, for U.S. federal income tax purposes, of the MITTS, we intend to treat the MITTS as debt instruments for U.S. federal income tax purposes and, where required, intend to file information returns with the IRS in accordance with such treatment.
- A U.S. Holder will be required to report original issue discount ("OID") or interest income based on a "comparable yield" with respect to a MITTS without regard to cash, if any, received on the MITTS.
- Upon a sale, exchange, or retirement of a MITTS prior to maturity, a U.S. Holder generally will recognize taxable gain or loss equal to the difference between the amount realized on the sale, exchange, or retirement and the holder's tax basis in the MITTS. A U.S. Holder generally will treat any gain as ordinary interest income, and any loss as ordinary up to the amount of previously accrued OID and then as capital loss. At maturity, (i) if the actual Redemption Amount exceeds the projected Redemption Amount, a U.S. Holder must include such excess as interest income, or (ii) if the projected Redemption Amount exceeds the actual Redemption Amount, a U.S. Holder will generally treat such excess first as an offset to previously accrued OID for the taxable year, then as an ordinary loss to the extent of all prior OID inclusions, and thereafter as a capital loss.

Certain U.S. Federal Income Taxation Considerations

Set forth below is a summary of certain U.S. federal income tax considerations relating to an investment in the MITTS. The following summary is not complete and is qualified in its entirety by the discussion under the section entitled "U.S. Federal Income Tax Summary" beginning on page S-56 of product supplement MITTS-4, which you should carefully review prior to investing in the MITTS. Capitalized terms used and not defined herein have the meanings ascribed to them in product supplement MITTS-4.

General. There are no statutory provisions, regulations, published rulings, or judicial decisions addressing the characterization, for U.S. federal income tax purposes, of the MITTS or other instruments with terms substantially the same as the MITTS. However, although the matter is not free from doubt, under current law, each MITTS should be treated as a debt instrument for U.S. federal income tax purposes. We currently intend to treat the MITTS as debt instruments for U.S. federal income tax purposes and, where required, intend to file information returns with the IRS in accordance with such treatment, in the absence of any change or clarification in the law, by regulation or otherwise, requiring a different characterization of the MITTS. You should be aware, however, that the IRS is not bound by our characterization of the MITTS as indebtedness and the IRS could possibly take a different position as to the proper characterization of the MITTS for U.S. federal income tax purposes. If the MITTS are not in fact treated as debt instruments for U.S. federal income tax purposes, then the U.S. federal income tax treatment of the purchase, ownership, and disposition of the MITTS could differ materially from the treatment discussed below, with the result that the timing and character of income, gain, or loss recognized in respect of a MITTS could differ materially from the timing and character of income, gain, or loss recognized in respect of a MITTS had the MITTS in fact been treated as debt instruments for U.S. federal income tax purposes. Accordingly, prospective purchasers are urged to consult their own tax advisors regarding the tax consequences of investing in the MITTS. The following summary assumes that the MITTS will be treated as debt instruments of BAC for U.S. federal income tax purposes.

Interest Accruals. The amount payable on the MITTS at maturity will depend on the performance of the Index. Accordingly, we intend to take the position that the MITTS will be treated as "contingent payment debt instruments" for U.S. federal income tax purposes, subject to taxation under the "noncontingent bond method," and the balance of this discussion assumes that this characterization is proper and will be respected. Under this characterization, the MITTS generally will be subject to the Treasury regulations governing contingent payment debt instruments. Under those regulations, a U.S. Holder will be required to report OID or interest income based on a "comparable yield" and a "projected payment schedule," established by us for determining interest accruals and adjustments with respect to a MITTS. A U.S. Holder who does not use the "comparable yield" and follow the "projected payment schedule" to calculate its OID and interest income on a MITTS must timely disclose and justify the use of other estimates to the IRS.

Sale, Exchange, or Retirement of the MITTS. Upon a sale, exchange, or retirement of a MITTS prior to maturity, a U.S. Holder generally will recognize taxable gain or loss equal to the difference between the amount realized on the sale, exchange, or retirement and the holder's tax basis in the MITTS. A U.S. Holder's tax basis in a MITTS generally will equal the cost of that MITTS, increased by the amount of OID previously accrued by the holder for that MITTS (without regard to any positive or negative adjustments under the contingent payment debt regulations). A U.S. Holder generally will treat any gain as interest income, and will treat any loss as ordinary loss to the extent of the excess of previous interest inclusions over the total negative adjustments previously taken into account as ordinary losses, and the balance as long-term or short-term capital loss depending upon the U.S. Holder's holding period for the MITTS. At maturity, (i) if the actual Redemption Amount exceeds the projected Redemption Amount, a U.S. Holder must include such excess as interest income, or (ii) if the projected Redemption Amount exceeds the actual Redemption Amount, a U.S. Holder will generally treat such excess first as an offset to previously accrued OID for the taxable year, then as an ordinary loss to the extent of all prior OID inclusions, and thereafter as a capital loss. The deductibility of capital losses by a U.S. Holder is subject to limitations.

Tax Accrual Table. The following table is based upon a projected payment schedule (including a projection for tax purposes of the Redemption Amount) and a comparable yield equal to 3.1879% per annum (compounded semi-annually) that we established for the MITTS. The table reflects the expected issuance of the MITTS on June 3, 2011 and the scheduled maturity date of June 1, 2016. This tax accrual table is based upon a projected payment schedule per \$10.00 principal amount of the MITTS, which would consist of a single payment of \$11.7112 at maturity. This information is provided solely for tax purposes and we make no representations or predictions as to what the actual Redemption Amount will be.

| Accrual Period | Interest Deemed to Accrue on the MITTS During Accrual Period (per Unit of the MITTS) | Total Interest Deemed to Have Accrued on the MITTS as of End of Accrual Period (per Unit of the MITTS) |
|--------------------------------------|---|--|
| June 3, 2011 to December 31, 2011 | 0.1846 | 0.1846 |
| January 1, 2012 to December 31, 2012 | 0.3272 | 0.5118 |
| January 1, 2013 to December 31, 2013 | 0.3378 | 0.8496 |
| January 1, 2014 to December 31, 2014 | 0.3486 | 1.1982 |
| January 1, 2015 to December 31, 2015 | 0.3598 | 1.5580 |
| January 1, 2016 to June 1, 2016 | 0.1532 | 1.7112 |

Projected Redemption Amount = \$11.7112 per unit of the MITTS.

Additional Medicare Tax on Unearned Income. With respect to taxable years beginning after December 31, 2012, certain U.S. Holders, including individuals and estates and trusts, will be subject to an additional 3.8% Medicare tax on unearned income. For individual U.S. Holders, the additional Medicare tax applies to the lesser of (i) "net investment income," or (ii) the excess of "modified adjusted gross income" over \$200,000 (\$250,000 if married and filing jointly or \$125,000 if married and filing separately). "Net investment income" generally equals the taxpayer's gross investment income reduced by the deductions that are allocable to such income. Investment income generally includes passive income such as interest, dividends, annuities, royalties, rents, and capital gains. U.S. Holders are urged to consult their own tax advisors regarding the implications of the additional Medicare tax resulting from an investment in the MITTS.

You should consult your own tax advisor concerning the U.S. federal income tax consequences to you of acquiring, owning, and disposing of the MITTS, as well as any tax consequences arising under the laws of any state, local, foreign, or other tax jurisdiction and the possible effects of changes in U.S. federal or other tax laws. See the discussion under the section entitled "U.S. Federal Income Tax Summary" beginning on page S-56 of product supplement MITTS-4.



Validity of the Notes

In the opinion of McGuireWoods LLP, as counsel to BAC, when the MITTS offered by this Note Prospectus have been completed and executed by BAC, and authenticated by the trustee in accordance with the provisions of the Senior Indenture, and delivered against payment therefor as contemplated by this Note Prospectus, such MITTS will be legal, valid and binding obligations of BAC, subject to applicable bankruptcy, reorganization, insolvency, moratorium, fraudulent conveyance or other similar laws affecting the rights of creditors now or hereafter in effect, and to equitable principles that may limit the right to specific enforcement of remedies, and further subject to 12 U.S.C. §1818(b)(6)(D) (or any successor statute) and any bank regulatory powers now or hereafter in effect and to the application of principles of public policy. This opinion is given as of the date hereof and is limited to the Federal laws of the United States, the laws of the State of New York and the Delaware General Corporation Law (including the statutory provisions, all applicable provisions of the Delaware Constitution and reported judicial decisions interpreting the foregoing). In addition, this opinion is subject to customary assumptions about the trustee's authorization, execution and delivery of the Senior Indenture, the validity, binding nature and enforceability of the Senior Indenture with respect to the trustee, the legal capacity of natural persons, the genuineness of signatures, the authenticity of all documents submitted to McGuireWoods LLP as originals, the conformity to original documents of all documents submitted to McGuireWoods LLP as photocopies, the authenticity of the originals of such copies and certain factual matters, all as stated in the letter of McGuireWoods LLP dated April 28, 2011, which has been filed as an exhibit to our Current Report on Form 8-K dated April 28, 2011.

Additional Terms

You should read this term sheet, together with the documents listed below, which together contain the terms of the MITTS and supersede all prior or contemporaneous oral statements as well as any other written materials. You should carefully consider, among other things, the matters set forth under "Risk Factors" and "Additional Risk Factors" in the sections indicated on the cover of this term sheet. The MITTS involve risks not associated with conventional debt securities. We urge you to consult your investment, legal, tax, accounting, and other advisors before you invest in the MITTS.

You may access the following documents on the SEC Website at www.sec.gov as follows (or if such address has changed, by reviewing our filings for the relevant date on the SEC Website):

- Product supplement MITTS-4 dated September 24, 2009:
<http://www.sec.gov/Archives/edgar/data/70858/000119312509197085/d424b5.htm>
- Series L MTN prospectus supplement dated April 21, 2009 and prospectus dated April 20, 2009:
<http://www.sec.gov/Archives/edgar/data/70858/000095014409003387/g18667b5e424b5.htm>

Our Central Index Key, or CIK, on the SEC Website is 70858.

We have filed a registration statement (including a product supplement, a prospectus supplement, and a prospectus) with the SEC for the offering to which this term sheet relates. Before you invest, you should read the product supplement, the prospectus supplement, and the prospectus in that registration statement, and the other documents relating to this offering that we have filed with the SEC for more complete information about us and this offering. You may get these documents without cost by visiting EDGAR on the SEC Website at www.sec.gov. Alternatively, we, any agent, or any dealer participating in this offering will arrange to send you the Note Prospectus if you so request by calling MLPF&S toll-free at 1-866-500-5408.

Market-Linked Investments Classification

Market-Linked Investments come in four basic categories, each designed to meet a different set of investor risk profiles, time horizons, income requirements and market views (bullish, bearish, moderate outlook, etc.). *The following descriptions of these categories are meant solely for informational purposes and are not intended to represent any particular Market-Linked Investment or guarantee performance. Certain Market-Linked Investments may have overlapping characteristics.*

Market Downside Protection

Market Downside Protection Market-Linked Investments combine some of the capital preservation features of traditional bonds with the growth potential of equities and other asset classes. They offer full or partial market downside protection at maturity, while offering market exposure that may provide better returns than comparable fixed income securities. It is important to note that the market downside protection feature provides investors with protection only at maturity, subject to issuer credit risk. In addition, in exchange for full or partial protection, you forfeit dividends and full exposure to the linked asset's upside. In some circumstances, this could result in a lower return than with a direct investment in the asset.

Enhanced Income

These short- to medium-term market-linked notes offer you a way to enhance your income stream, either through variable or fixed-interest coupons, an added payout at maturity based on the performance of the linked asset, or both. In exchange for receiving current income, you will generally forfeit upside potential on the linked asset. Even so, the prospect of higher interest payments and/or an additional payout may equate to a higher return potential than you may be able to find through other fixed-income securities. Enhanced Income Market-Linked Investments generally do not include market downside protection. The degree to which your principal is repaid at maturity is generally determined by the performance of the linked asset. Although enhanced income streams may help offset potential declines in the asset, you can still lose part or all of your original investment.

Market Access

Market Access notes may offer exposure to certain market sectors, asset classes and/or strategies that may not even be available through the other three categories of Market-Linked Investments. Subject to certain fees, the returns on Market Access Market-Linked Investments will generally correspond on a one-to-one basis with any increases or decreases in the value of the linked asset, similar to a direct investment. In some instances, they may also provide interim coupon payments. These investments do not include the market downside protection feature and, therefore, your principal remains at risk.

Enhanced Return

These short- to medium-term investments offer you a way to enhance exposure to a particular market view without taking on a similarly enhanced level of market-downside risk. They can be especially effective in a flat to moderately positive market (or, in the case of bearish investments, a flat to moderately negative market). In exchange for the potential to receive better-than market returns on the linked asset, you must generally accept a degree of market downside risk and capped upside potential. As these investments are not market downside protected, and do not assure full repayment of principal at maturity, you need to be prepared for the possibility that you may lose all or part of your investment.

"MITTS®" and "Market Index Target-Term Securities®" are our registered service marks.