

CALCULATION OF REGISTRATION FEE

Title of Each Class of Securities to be Registered	Amount to be Registered	Proposed Maximum Offering Price Per Unit	Proposed Maximum Aggregate Offering Price	Amount of Registration Fee⁽¹⁾
Accelerated Return Notes [®] Linked to the MSCI Brazil Index, due September 28, 2012	2,311,543	\$10.00	\$23,115,430	\$2,683.70

⁽¹⁾ Calculated in accordance with Rule 457(r) of the Securities Act of 1933.

2,311,543 Units
Accelerated Return Notes®
Linked to the MSCI Brazil Index,
due September 28, 2012
\$10 principal amount per unit
Term Sheet No. 695

Pricing Date July 28, 2011
Settlement Date August 4, 2011
Maturity Date September 28, 2012
CUSIP No. 06051N252

Accelerated Return Notes®

- The ARNs have a maturity of approximately 14 months
- The ARNs provide 3-to-1 upside exposure to increases in the level of the MSCI Brazil Index, subject to a cap of 20.70%
- 1-to-1 downside exposure, with no downside limit
- Payment of the Redemption Amount at maturity is subject to the credit risk of Bank of America Corporation
- No periodic interest payments
- No listing on any securities exchange

 Market Downside Protection

 Enhanced Income

 Market Access

 Enhanced Return



The ARNs are being offered by Bank of America Corporation ("BAC"). The ARNs will have the terms specified in this term sheet as supplemented by the documents indicated below under "Additional Terms" (together, the "Note Prospectus"). Investing in the ARNs involves a number of risks. **There are important differences between the ARNs and a conventional debt security, including different investment risks. See "Risk Factors" on page TS-5 of this term sheet and beginning on page S-10 of product supplement ARN-3. The ARNs:**

Are Not FDIC Insured	Are Not Bank Guaranteed	May Lose Value
----------------------	-------------------------	----------------

In connection with this offering, Merrill Lynch, Pierce, Fenner & Smith Incorporated ("MLPF&S") is acting in its capacity as principal for your account.

None of the Securities and Exchange Commission (the "SEC"), any state securities commission, or any other regulatory body has approved or disapproved of these securities or determined if this Note Prospectus is truthful or complete. Any representation to the contrary is a criminal offense.

	Per Unit	Total
Public offering price ⁽¹⁾	\$10.00	\$23,115,430.00
Underwriting discount ⁽¹⁾	\$0.20	\$462,308.60
Proceeds, before expenses, to Bank of America Corporation	\$9.80	\$22,653,121.40

(1) The public offering price and underwriting discount for any purchase of 500,000 units or more in a single transaction by an individual investor will be \$9.95 per unit and \$0.15 per unit, respectively.

Merrill Lynch & Co.

July 28, 2011

Summary

The Accelerated Return Notes[®] Linked to the MSCI Brazil Index, due September 28, 2012 (the "ARNs") are our senior unsecured debt securities. The ARNs are not guaranteed or insured by the Federal Deposit Insurance Corporation or secured by collateral. **The ARNs will rank equally with all of our other unsecured and unsubordinated debt, and any payments due on the ARNs, including any repayment of principal, will be subject to the credit risk of BAC.** The ARNs provide a leveraged return for investors, subject to a cap, if the level of the MSCI Brazil Index (the "Index") increases moderately from the Starting Value of the Index to the Ending Value of the Index. Investors must be willing to forgo interest payments on the ARNs and be willing to accept a return that is capped or a repayment that is less, and potentially significantly less, than the Original Offering Price.

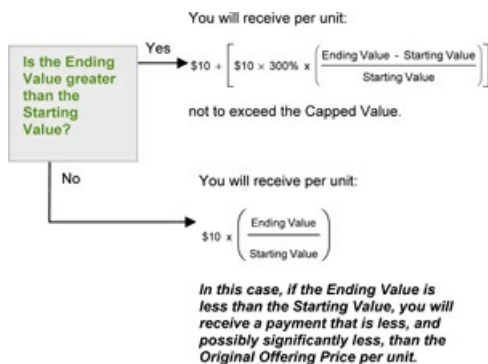
Capitalized terms used but not defined in this term sheet have the meanings set forth in product supplement ARN-3. Unless otherwise indicated or unless the context requires otherwise, all references in this document to "we," "us," "our," or similar references are to BAC.

Terms of the ARNs

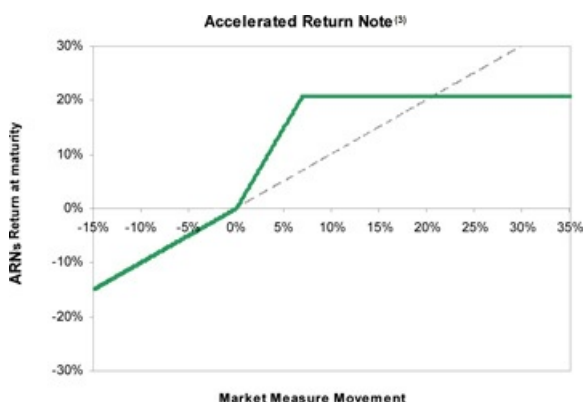
Issuer:	Bank of America Corporation ("BAC")
Original Offering Price:	\$10.00 per unit
Term:	Approximately 14 months
Market Measure:	The MSCI Brazil Index (Bloomberg symbol: "MXBR").
Starting Value:	3,445.60
Ending Value:	The average of the closing levels of the Market Measure over the scheduled calculation days during the Maturity Valuation Period. If it is determined that a scheduled calculation day is not a Market Measure Business Day, or if a Market Disruption Event occurs on a scheduled calculation day, the Ending Value will be determined as more fully described on page S-24 of product supplement ARN-3.
Capped Value:	\$12.07, which represents a return of 20.70% over the Original Offering Price.
Participation Rate:	300%
Maturity Valuation Period:	September 19, 2012, September 20, 2012, September 21, 2012, September 24, 2012, and September 25, 2012,
Calculation Agent:	MLPF&S, a subsidiary of BAC
Fees Charged:	The public offering price of the ARNs includes the underwriting discount of \$0.20 per unit as listed on the cover page and an additional charge of \$0.075 per unit more fully described on page TS-6.

Redemption Amount Determination

On the maturity date, you will receive a cash payment per unit determined as follows:



Hypothetical Payout Profile



This graph reflects the **hypothetical** returns on the ARNs, based on the Participation Rate of 300% and the Capped Value of \$12.07 (a 20.70% return). The green line reflects the **hypothetical** returns on the ARNs, while the dotted gray line reflects the **hypothetical** returns of a direct investment in the stocks included in the Index, excluding dividends.

This graph has been prepared for purposes of illustration only. Your actual return will depend on the actual Ending Value and the term of your investment.

Hypothetical Redemption Amounts

The below table and examples are for purposes of illustration only. They are based on **hypothetical** values and show a **hypothetical** return on the ARNs. The actual amount you receive and the resulting total rate of return will depend on the actual Starting Value, Ending Value and the term of your investment.

The following table illustrates, for a **hypothetical** Starting Value of 100 and a range of Ending Values:

- the percentage change from the Starting Value to the Ending Value;
- the Redemption Amount per unit of the ARNs; and
- the total rate of return to holders of the ARNs.

The Index is a price return index. Accordingly, the Ending Value will not include any income generated by dividends paid on the stocks included in the Index, which you would otherwise be entitled to receive if you invested in those stocks directly.

The table and examples are based on the Participation Rate of 300% and the Capped Value of \$12.07.

<u>Ending Value</u>	<u>Percentage Change from the Starting Value to the Ending Value</u>	<u>Redemption Amount per Unit</u>	<u>Total Rate of Return on the ARNs</u>
70.00	-30.00%	7.00	-30.00%
80.00	-20.00%	8.00	-20.00%
90.00	-10.00%	9.00	-10.00%
92.00	-8.00%	9.20	-8.00%
94.00	-6.00%	9.40	-6.00%
96.00	-4.00%	9.60	-4.00%
98.00	-2.00%	9.80	-2.00%
100.00 ⁽¹⁾	0.00%	10.00	0.00%
102.00	2.00%	10.60	6.00%
104.00	4.00%	11.20	12.00%
106.00	6.00%	11.80	18.00%
108.00	8.00%	12.07 ⁽²⁾	20.70%
110.00	10.00%	12.07	20.70%
120.00	20.00%	12.07	20.70%

⁽¹⁾ The hypothetical Starting Value of 100 used in these examples has been chosen for illustrative purposes only. The actual Starting Value is 3,445.60, which was the closing level of the Index on the pricing date. For recent actual levels of the Index, see the "The Index" section below, beginning on page TS-7.

⁽²⁾ The Redemption Amount cannot exceed the Capped Value of \$12.07.

Example 1 — The Ending Value is 80% of the Starting Value:

Starting Value: 100
Ending Value: 80

$$\$10 \times \left(\frac{80}{100} \right) = \$8.00$$

Redemption Amount (per unit) = \$8.00

Example 2 — The Ending Value is 102% of the Starting Value:

Starting Value: 100
Ending Value: 102

$$\$10 + \left[\$10 \times 300\% \times \left(\frac{102 - 100}{100} \right) \right] = \$10.60$$

Redemption Amount (per unit) = \$10.60

Example 3 — The Ending Value is 150% of the Starting Value:

Starting Value: 100
Ending Value: 150

$$\$10 + \left[\$10 \times 300\% \times \left(\frac{150 - 100}{100} \right) \right] = \$25.00$$

Redemption Amount (per unit) = \$12.07 (*The Redemption Amount cannot be greater than the Capped Value.*)

Risk Factors

There are important differences between the ARNs and a conventional debt security. An investment in the ARNs involves significant risks, including those listed below. You should carefully review the more detailed explanation of risks relating to the ARNs in the "Risk Factors" sections beginning on page S-10 of product supplement ARN-3 and page S-4 of the MTN prospectus supplement identified below under "Additional Terms." We also urge you to consult your investment, legal, tax, accounting, and other advisors before you invest in the ARNs.

- Your investment may result in a loss; there is no guaranteed return of principal.
- Your yield may be less than the yield on a conventional debt security of comparable maturity.
- Your investment return, if any, is limited to the return represented by the Capped Value.
- Your investment return, if any, may be less than a comparable investment directly in the stocks included in the Index.
- You must rely on your own evaluation of the merits of an investment linked to the Index.
- In seeking to provide you with what we believe to be competitive terms for the ARNs while providing MLPF&S with compensation for its services, we have considered the costs of developing, hedging, and distributing the ARNs described on page TS-6. The price at which you may sell the ARNs in any secondary market may be lower than the public offering price due to, among other things, the inclusion of these costs.
- A trading market is not expected to develop for the ARNs. MLPF&S is not obligated to make a market for, or to repurchase, the ARNs.
- The Redemption Amount will not be affected by all developments relating to the Index.
- MSCI Inc. ("MSCI") may adjust the Index in a way that affects its level, and MSCI has no obligation to consider your interests.
- You will have no rights of a holder of the securities represented by the Index, and you will not be entitled to receive securities or dividends or other distributions by the issuers of those securities.
- While we or our affiliates may from time to time own shares of companies included in the Index, we do not control any company included in the Index, and are not responsible for any disclosure made by any other company.
- Your return on the ARNs may be affected by factors affecting the international securities markets.
- If you attempt to sell the ARNs prior to maturity, their market value, if any, will be affected by various factors that interrelate in complex ways, and their market value may be less than their Original Offering Price.
- Payments on the ARNs are subject to our credit risk, and changes in our credit ratings are expected to affect the value of the ARNs.
- Purchases and sales by us and our affiliates of shares of companies included in the Index may affect your return.
- Our trading and hedging activities may create conflicts of interest with you.
- Our hedging activities may affect your return on the ARNs and their market value.
- Our business activities relating to the companies represented by the Index may create conflicts of interest with you.
- There may be potential conflicts of interest involving the calculation agent. We have the right to appoint and remove the calculation agent.
- The U.S. federal income tax consequences of the ARNs are uncertain, and may be adverse to a holder of the ARNs. See "Summary Tax Consequences" and "Certain U.S. Federal Income Taxation Considerations" below and "U.S. Federal Income Tax Summary" beginning on page S-43 of product supplement ARN-3.

Investor Considerations

You may wish to consider an investment in the ARNs if:

- You anticipate that the level of the Index will increase moderately from the Starting Value to the Ending Value.
- You accept that your investment will result in a loss, which could be significant, if the level of the Index decreases from the Starting Value to the Ending Value.
- You accept that the return on the ARNs will not exceed the return represented by the Capped Value.
- You are willing to forgo interest payments on the ARNs, such as fixed or floating rate interest paid on traditional interest bearing debt securities.
- You seek exposure to the Index with no expectation of dividends or other benefits of owning the stocks included in the Index.
- You are willing to accept that a trading market is not expected to develop for the ARNs. You understand that secondary market prices for the ARNs, if any, will be affected by various factors, including our actual and perceived creditworthiness.
- You are willing to make an investment, the payments on which depend on our creditworthiness, as the issuer of the ARNs.

The ARNs may not be an appropriate investment for you if:

- You anticipate that the level of the Index will decrease from the Starting Value to the Ending Value or that the level of the Index will not increase sufficiently over the term of the ARNs to provide you with your desired return.
- You seek principal protection or preservation of capital.
- You seek a return on your investment that will not be capped at the return represented by the Capped Value.
- You seek interest payments or other current income on your investment.
- You want to receive dividends or other distributions paid on the stocks included in the Index.
- You seek assurances that there will be a liquid market if and when you want to sell the ARNs prior to maturity.
- You are unwilling or are unable to assume the credit risk associated with us, as the issuer of the ARNs.

Other Terms of the ARNs

Market Measure Business Day

The following definition shall supersede and replace the definition of a "Market Measure Business Day" set forth on pages S-7 and S-24 of product supplement ARN-3.

A "Market Measure Business Day" means a day on which:

- (A) the São Paulo Stock Exchange (or any successor to the foregoing exchanges) are open for trading; and
- (B) the Index or any successor thereto is calculated and published.

Supplement to the Plan of Distribution; Role of MLPF&S and Conflicts of Interest

We will deliver the ARNs against payment therefor in New York, New York on a date that is greater than three business days following the pricing date. Under Rule 15c6-1 of the Securities Exchange Act of 1934, trades in the secondary market generally are required to settle in three business days, unless the parties to any such trade expressly agree otherwise. Accordingly, purchasers who wish to trade the ARNs more than three business days prior to the original issue date will be required to specify alternative settlement arrangements to prevent a failed settlement.

The ARNs will not be listed on any securities exchange. In the original offering of the ARNs, the ARNs will be sold in minimum investment amounts of 100 units.

MLPF&S, a broker-dealer subsidiary of BAC, is a member of the Financial Industry Regulatory Authority, Inc. ("FINRA") and will participate as selling agent in the distribution of the ARNs. Accordingly, offerings of the ARNs will conform to the requirements of Rule 5121 applicable to FINRA members. MLPF&S may not make sales in this offering to any of its discretionary accounts without the prior written approval of the account holder.

Under our distribution agreement with MLPF&S, MLPF&S will purchase the ARNs from us as principal at the public offering price indicated on the cover of this term sheet, less the indicated underwriting discount. The public offering price includes, in addition to the underwriting discount, a charge of approximately \$0.075 per unit. This charge reflects an estimated profit earned by MLPF&S from transactions through which the ARNs are structured and resulting obligations hedged. The fees charged reduce the economic terms of the notes. Actual profits or losses from these hedging transactions may be more or less than this amount. In entering into the hedging arrangements for the ARNs, we seek competitive terms and may enter into hedging transactions with a division of MLPF&S or one of our subsidiaries or affiliates. For further information regarding these charges, our trading and hedging activities and conflicts of interest, see "Risk Factors—General Risks Relating to ARNs," beginning on page S-10 and "Use of Proceeds" on page S-21 in product supplement ARN-3.

If you place an order to purchase the ARNs, you are consenting to MLPF&S acting as a principal in effecting the transaction for your account.

MLPF&S may repurchase and resell the ARNs, with repurchases and resales being made at prices related to then-prevailing market prices or at negotiated prices. MLPF&S may act as principal or agent in these market-making transactions; however it is not obligated to engage in any such transactions.

The Index

All disclosures contained in this term sheet regarding the Index, including, without limitation, its make up, method of calculation, and changes in its components, have been derived from publicly available sources. The information reflects the policies of, and is subject to change by MSCI. MSCI has no obligation to continue to publish, and may discontinue publication of, the Index. The consequences of MSCI discontinuing publication of the Index are discussed in the section of product supplement ARN-3 beginning on page S-36 entitled "Description of ARNs—Discontinuance of a Market Measure." None of us, the calculation agent, or the selling agent accepts any responsibility for the calculation, maintenance, or publication of the Index or any successor index.

The Index is a free float-adjusted market capitalization index of publicly traded securities in the Brazilian market as listed on the São Paulo Stock Exchange. The Index is reported by Bloomberg L.P. under the ticker symbol "MXBR". The Index is published in real time every 60 seconds during market trading hours. The Index has a base date of December 31, 1987, an initial value of 100, and is calculated in U.S. dollars. As of July 28, 2011, the five largest sector weights were: Materials (24.4%), Financials (23.3%), Energy (22.6%), Consumer Staples (9.3%), and Utilities (5.9%).

The Index is part of the MSCI Equity Indices series and is an MSCI Global Investable Market Index, which is an index family within the MSCI International Equity Indices. MSCI aims to include in its indices 85% of the free float-adjusted market capitalization in each industry sector, within each country included in an index. The Index is classified as "EM," as defined below.

General - MSCI Indices

MSCI provides global equity indices intended to measure equity performance in international markets and the MSCI International Equity Indices are designed to serve as global equity performance benchmarks. In constructing these indices, MSCI applies its index construction and maintenance methodology across developed, emerging, and frontier markets.

MSCI enhanced the methodology used in its MSCI International Equity Indices. The MSCI Standard and MSCI Small Cap Indices, along with the other MSCI equity indices based on them, transitioned to the global investable market indices methodology described below. The transition was completed at the end of May 2008. The Enhanced MSCI Standard Indices are composed of the MSCI Large Cap and Mid Cap Indices. The MSCI Global Small Cap Index transitioned to the MSCI Small Cap Index resulting from the Global Investable Market Indices methodology and contains no overlap with constituents of the transitioned MSCI Standard Indices. Together, the relevant MSCI Large Cap, Mid Cap, and Small Cap Indices will make up the MSCI investable market index for each country, composite, sector, and style index that MSCI offers.

Constructing the MSCI Global Investable Market Indices. MSCI undertakes an index construction process, which involves:

- defining the equity universe;
- determining the market investable equity universe for each market;
- determining market capitalization size segments for each market;
- applying index continuity rules for the MSCI Standard Index;
- creating style segments within each size segment within each market; and
- classifying securities under the Global Industry Classification Standard (the "GICS").

Defining the Equity Universe. The equity universe is defined by:

- **Identifying Eligible Equity Securities:** the equity universe initially looks at securities listed in any of the countries in the MSCI Global Index Series, which will be classified as either Developed Markets ("DM") or Emerging Markets ("EM"). All listed equity securities, or listed securities that exhibit characteristics of equity securities, except mutual funds, ETFs, equity derivatives, limited partnerships, and most investment trusts, are eligible for inclusion in the equity universe. Real Estate Investment Trusts ("REITs") in some countries are also eligible for inclusion.
- **Classifying Eligible Securities into the Appropriate Country:** each company and its securities (i.e., share classes) are classified in only one country.

Determining the Market Investable Equity Universes. A market investable equity universe for a market is derived by applying investability screens to individual companies and securities in the equity universe that are classified in that market. A market is equivalent to a single country, except in DM Europe.

The investability screens used to determine the investable equity universe in each market are as follows:

- **Equity Universe Minimum Size Requirement:** this investability screen is applied at the company level. In order to be included in a market investable equity universe, a company must have the required minimum full market capitalization.
- **Equity Universe Minimum Free Float-Adjusted Market Capitalization Requirement:** this investability screen is applied at the individual security level. To be eligible for inclusion in a market investable equity universe, a security must have a free float-adjusted market capitalization equal to or higher than 50% of the equity universe minimum size requirement.
- **EM Minimum Liquidity Requirement:** this investability screen is applied at the individual security level. To be eligible for inclusion in a market investable equity universe, a security must have adequate liquidity. The twelve-month and three-month Annual Traded Value Ratio ("ATVR"), a measure that screens out extreme daily trading volumes and takes into account the free float-adjusted market capitalization size of securities, together with the three-month frequency of trading are used to measure liquidity. In the calculation of the ATVR, the trading volumes in depository receipts associated with that security, such as ADRs or GDRs, are also considered. A minimum liquidity level of 15% of three- and twelve-month ATVR and 80% of three-month frequency of trading over the last four consecutive quarters are required for inclusion of a security in a market investable equity universe of an EM.

- *Global Minimum Foreign Inclusion Factor Requirement:* this investability screen is applied at the individual security level. To be eligible for inclusion in a market investable equity universe, a security's Foreign Inclusion Factor ("FIF") must reach a certain threshold. The FIF of a security is defined as the proportion of shares outstanding that is available for purchase in the public equity markets by international investors. This proportion accounts for the available free float of and/or the foreign ownership limits applicable to a specific security (or company). In general, a security must have an FIF equal to or larger than 0.15 to be eligible for inclusion in a market investable equity universe.
- *Minimum Length of Trading Requirement:* this investability screen is applied at the individual security level. For an initial public offering ("IPO") to be eligible for inclusion in a market investable equity universe, the new issue must have started trading at least four months before the implementation of the initial construction of the index or at least three months before the implementation of a semi-annual index review (as described below). This requirement is applicable to small new issues in all markets. Large IPOs are not subject to the minimum length of trading requirement and may be included in a market investable equity universe and the Standard Index outside of a Quarterly or Semi-Annual Index Review.

Defining Market Capitalization Size Segments for Each Market. Once a market investable equity universe is defined, it is segmented into the following size-based indices:

- Investable Market Index (Large + Mid + Small);
- Standard Index (Large + Mid);
- Large Cap Index;
- Mid Cap Index; or
- Small Cap Index.

Creating the size segment indices in each market involves the following steps:

- defining the market coverage target range for each size segment;
- determining the global minimum size range for each size segment;
- determining the market size-segment cutoffs and associated segment number of companies;
- assigning companies to the size segments; and
- applying final size-segment investability requirements.

Index Continuity Rules for the Standard Indices. In order to achieve index continuity, as well as to provide some basic level of diversification within a market index, and notwithstanding the effect of other index construction rules described in this section, a minimum number of three constituents will be maintained for an EM Standard Index.

Creating Style Indices within Each Size Segment. All securities in the investable equity universe are classified into value or growth segments using the MSCI Global Value and Growth methodology.

Classifying Securities under the Global Industry Classification Standard. All securities in the global investable equity universe are assigned to the industry that best describes their business activities. To this end, MSCI has designed, in conjunction with Standard & Poor's, the GICS. Under the GICS, each company is assigned to one sub-industry according to its principal business activity. Therefore, a company can belong to only one industry grouping at each of the four levels of the GICS.

Index Maintenance

The MSCI global investable market indices are maintained with the objective of reflecting the evolution of the underlying equity markets and segments on a timely basis, while seeking to achieve index continuity, continuous investability of constituents and replicability of the indices, and index stability, and low index turnover. In particular, index maintenance involves:

(i) Semi-Annual Index Reviews ("SAIRs") in May and November of the Size Segment and Global Value and Growth Indices which include:

- updating the indices on the basis of a fully refreshed equity universe;
- taking buffer rules into consideration for migration of securities across size and style segments; and
- updating FIFs and Number of Shares ("NOS").

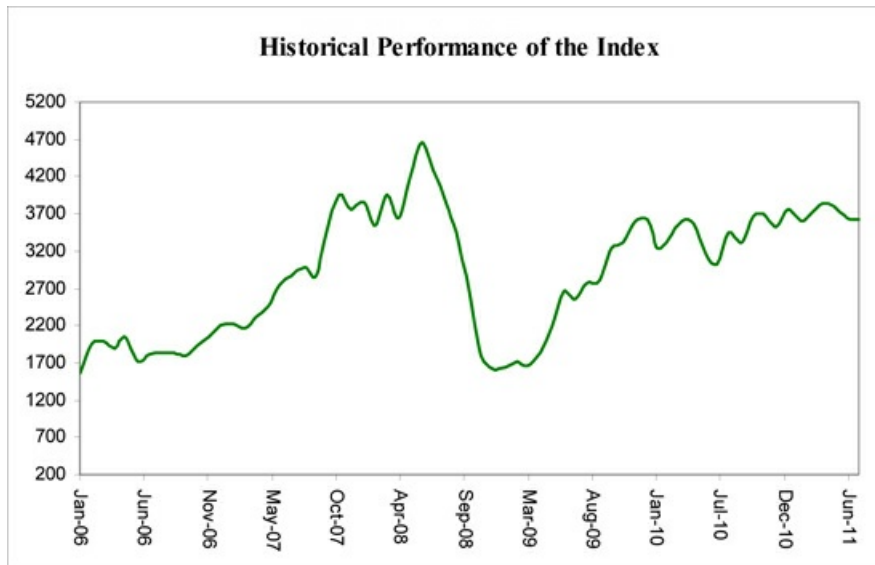
(ii) Quarterly Index Reviews ("QIRs") in February and August of the Size Segment Indices aimed at:

- including significant new eligible securities (such as IPOs that were not eligible for earlier inclusion) in the index;
- allowing for significant moves of companies within the Size Segment Indices, using wider buffers than in the SAIR; and
- reflecting the impact of significant market events on FIFs and updating NOS.

(iii) Ongoing Event-Related Changes: changes of this type are generally implemented in the indices as they occur. Significantly large IPOs are included in the indices after the close of the company's tenth day of trading.

Neither we nor any of our affiliates accepts any responsibility for the calculation, maintenance, or publication of, or for any error, omission, or disruption in, the Index or any successor to the Index. MSCI does not guarantee the accuracy or the completeness of the Index, or any data included in the Index. MSCI assumes no liability for any errors, omissions, or disruption in the calculation and dissemination of the Index. MSCI disclaims all responsibility for any errors or omissions in the calculation and dissemination of the Index, or the manner in which the Index is applied in determining the amount payable on the ARNs at maturity.

The following graph sets forth the monthly historical performance of the Index in the period from January 2006 through June 2011. This historical data on the Index is not necessarily indicative of the future performance of the Index or what the value of the ARNs may be. Any historical upward or downward trend in the level of the Index during any period set forth below is not an indication that the level of the Index is more or less likely to increase or decrease at any time over the term of the ARNs. On the pricing date, the closing level of the Index was 3,445.60.



Before investing in the ARNs, you should consult publicly available sources for the levels and trading pattern of the Index. The generally unsettled international environment and related uncertainties, including the risk of terrorism, may result in the Index and financial markets generally exhibiting greater volatility than in earlier periods.

License Agreement

Our right to use the Index in connection with the ARNs is subject to a license agreement between MLPF&S and MSCI. In connection with that license, please note the following:

THE ARNs ARE NOT SPONSORED, ENDORSED, SOLD, OR PROMOTED BY MSCI, ANY OF ITS AFFILIATES, ANY OF ITS INFORMATION PROVIDERS, OR ANY OTHER THIRD PARTY INVOLVED IN, OR RELATED TO, COMPILING, COMPUTING, OR CREATING THE INDEX (COLLECTIVELY, THE "MSCI PARTIES"). THE INDEX IS THE EXCLUSIVE PROPERTY OF MSCI. MSCI AND THE INDEX ARE SERVICE MARKS OF MSCI OR ITS AFFILIATES AND HAVE BEEN LICENSED TO US FOR USE FOR CERTAIN PURPOSES. THE ARNs HAVE NOT BEEN PASSED ON BY ANY OF THE MSCI PARTIES AS TO THEIR LEGALITY OR SUITABILITY WITH RESPECT TO ANY PERSON OR ENTITY AND NONE OF THE MSCI PARTIES MAKES ANY WARRANTIES OR BEARS ANY LIABILITY WITH RESPECT TO THE ARNs. WITHOUT LIMITING THE GENERALITY OF THE FOREGOING, NONE OF THE MSCI PARTIES MAKES ANY REPRESENTATION OR WARRANTY, EXPRESS OR IMPLIED, TO US OR OWNERS OF THE ARNs OR ANY OTHER PERSON OR ENTITY REGARDING THE ADVISABILITY OF INVESTING IN ANY SECURITIES GENERALLY OR IN THIS OFFERING PARTICULARLY OR THE ABILITY OF THE INDEX TO TRACK CORRESPONDING STOCK MARKET PERFORMANCE. MSCI OR ITS AFFILIATES ARE THE LICENSORS OF CERTAIN TRADEMARKS, SERVICE MARKS, AND TRADE NAMES AND OF THE INDEX, WHICH ARE DETERMINED, COMPOSED, AND CALCULATED BY MSCI WITHOUT REGARD TO THE ARNs, TO US, TO THE OWNERS OF THE ARNs, OR TO ANY OTHER PERSON OR ENTITY. NONE OF THE MSCI PARTIES HAS ANY OBLIGATION TO TAKE THE NEEDS OF US OR OWNERS OF THE ARNs OR ANY OTHER PERSON OR ENTITY INTO CONSIDERATION IN DETERMINING, COMPOSING, OR CALCULATING THE INDEX. NONE OF THE MSCI PARTIES IS RESPONSIBLE FOR OR HAS PARTICIPATED IN THE DETERMINATION OF THE TIMING OF, PRICES AT, OR QUANTITIES OF THE ARNs TO BE ISSUED OR IN THE DETERMINATION OR CALCULATION OF THE AMOUNT THAT MAY BE PAID AT MATURITY ON THE ARNs. NONE OF THE MSCI PARTIES HAS ANY OBLIGATION OR LIABILITY TO US OR TO OWNERS OF THE ARNs OR ANY OTHER PERSON OR ENTITY IN CONNECTION WITH THE ADMINISTRATION, MARKETING OR, OFFERING OF THE ARNs.

ALTHOUGH MSCI SHALL OBTAIN INFORMATION FOR INCLUSION IN OR FOR USE IN THE CALCULATION OF THE INDEX FROM SOURCES THAT MSCI CONSIDERS RELIABLE, NONE OF THE MSCI PARTIES WARRANTS OR GUARANTEES THE ORIGINALITY, ACCURACY, AND/OR COMPLETENESS OF THE INDEX, OR ANY DATA INCLUDED THEREIN OR THE RESULTS TO BE OBTAINED BY US, OWNERS OF THE ARNs, OR ANY OTHER PERSON OR ENTITY, FROM THE USE OF THE INDEX, OR ANY DATA INCLUDED THEREIN AND NONE OF THE MSCI PARTIES SHALL HAVE ANY LIABILITY TO ANY PERSON OR ENTITY FOR ANY ERRORS, OMISSIONS, OR INTERRUPTIONS OF OR IN CONNECTION WITH THE INDEX, OR ANY DATA INCLUDED THEREIN. FURTHER, NONE OF THE MSCI PARTIES MAKES ANY EXPRESS OR IMPLIED

WARRANTIES OF ANY KIND AND THE MSCI PARTIES HEREBY EXPRESSLY DISCLAIM ALL WARRANTIES (INCLUDING, WITHOUT LIMITATION AND FOR PURPOSES OF EXAMPLE ONLY, ALL WARRANTIES OF TITLE, SEQUENCE, AVAILABILITY, ORIGINALITY, ACCURACY, COMPLETENESS, TIMELINESS, NON-INFRINGEMENT, MERCHANTABILITY, AND FITNESS FOR A PARTICULAR PURPOSE AND ALL IMPLIED WARRANTIES ARISING FROM TRADE USAGE, COURSE OF DEALING, AND COURSE OF PERFORMANCE) WITH RESPECT TO THE INDEX.

AND ALL DATA INCLUDED THEREIN. WITHOUT LIMITING THE GENERALITY OF ANY OF THE FOREGOING, IN NO EVENT SHALL ANY OF THE MSCI PARTIES HAVE ANY LIABILITY TO ANY PERSON OR ENTITY FOR ANY DAMAGES, WHETHER DIRECT, INDIRECT, SPECIAL, INCIDENTAL, PUNITIVE, CONSEQUENTIAL (INCLUDING, WITHOUT LIMITATION, LOSS OF USE, LOSS OF PROFITS OR REVENUES, OR OTHER ECONOMIC LOSS), AND WHETHER IN TORT (INCLUDING, WITHOUT LIMITATION, STRICT LIABILITY, AND NEGLIGENCE), CONTRACT, OR OTHERWISE, EVEN IF IT MIGHT HAVE ANTICIPATED, OR WAS ADVISED OF, THE POSSIBILITY OF SUCH DAMAGES.

No purchaser, seller, or holder of the ARNs, or any other person or entity, should use or refer to any MSCI trade name, trademark, or service mark to sponsor, endorse, market, or promote the ARNs without first contacting MSCI to determine whether MSCI's permission is required. Under no circumstances may any person or entity claim any affiliation with MSCI without the prior written permission of MSCI.

Summary Tax Consequences

You should consider the U.S. federal income tax consequences of an investment in the ARNs, including the following:

- You agree with us (in the absence of an administrative determination, or judicial ruling to the contrary) to characterize and treat the ARNs for all tax purposes as a single financial contract with respect to the Index that requires you to pay us at inception an amount equal to the purchase price of the ARNs and that entitles you to receive at maturity an amount in cash based upon the performance of the Index.
- Under this characterization and tax treatment of the ARNs, upon receipt of a cash payment at maturity or upon a sale or exchange of the ARNs prior to maturity, you generally will recognize capital gain or loss. This capital gain or loss generally will be long-term capital gain or loss if you held the ARNs for more than one year.

Certain U.S. Federal Income Taxation Considerations

Set forth below is a summary of certain U.S. federal income tax considerations relating to an investment in the ARNs. The following summary is not complete and is qualified in its entirety by the discussion under the section entitled "U.S. Federal Income Tax Summary" beginning on page S-43 of product supplement ARN-3, which you should carefully review prior to investing in the ARNs.

General. Although there is no statutory, judicial, or administrative authority directly addressing the characterization of the ARNs, we intend to treat the ARNs for all tax purposes as a single financial contract with respect to the Index that requires the investor to pay us at inception an amount equal to the purchase price of the ARNs and that entitles the investor to receive at maturity an amount in cash based upon the performance of the Index. Under the terms of the ARNs, we and every investor in the ARNs agree, in the absence of an administrative determination or judicial ruling to the contrary, to treat the ARNs as described in the preceding sentence. This discussion assumes that the ARNs constitute a single financial contract with respect to the Index for U.S. federal income tax purposes. If the ARNs did not constitute a single financial contract, the tax consequences described below would be materially different. The discussion in this section also assumes that there is a significant possibility of a significant loss of principal on an investment in the ARNs.

This characterization of the ARNs is not binding on the Internal Revenue Service ("IRS") or the courts. No statutory, judicial, or administrative authority directly addresses the characterization of the ARNs or any similar instruments for U.S. federal income tax purposes, and no ruling is being requested from the IRS with respect to their proper characterization and treatment. Due to the absence of authorities on point, significant aspects of the U.S. federal income tax consequences of an investment in the ARNs are not certain, and no assurance can be given that the IRS or any court will agree with the characterization and tax treatment described in product supplement ARN-3. Accordingly, you are urged to consult your tax advisor regarding all aspects of the U.S. federal income tax consequences of an investment in the ARNs, including possible alternative characterizations.

Settlement at Maturity or Sale or Exchange Prior to Maturity. Assuming that the ARNs are properly characterized and treated as single financial contracts with respect to the Index for U.S. federal income tax purposes, upon receipt of a cash payment at maturity or upon a sale or exchange of the ARNs prior to maturity, a U.S. Holder (as defined in product supplement ARN-3) generally will recognize capital gain or loss equal to the difference between the amount realized and the U.S. Holder's basis in the ARNs. This capital gain or loss generally will be long-term capital gain or loss if the U.S. Holder held the ARNs for more than one year. The deductibility of capital losses is subject to limitations.

Possible Future Tax Law Changes. From time to time, there may be legislative proposals or interpretive guidance addressing the tax treatment of financial instruments such as the ARNs. We cannot predict the likelihood of any such legislation or guidance being adopted, or the ultimate impact on the ARNs. For example, on December 7, 2007, the IRS released Notice 2008-2 ("Notice") seeking comments from the public on the taxation of financial instruments currently taxed as "prepaid forward contracts." This Notice addresses instruments such as the ARNs. According to the Notice, the IRS and Treasury are considering whether a holder of an instrument such as the ARNs should be required to accrue ordinary income on a current basis, regardless of whether any payments are made prior to maturity. It is not possible to determine what guidance the IRS and Treasury will ultimately issue, if any. Any such future guidance may affect the amount, timing, and character of income, gain, or loss in respect of the ARNs, possibly with retroactive effect. The IRS and Treasury are also considering additional issues, including whether additional gain or loss from such instruments should be treated as ordinary or capital, whether foreign holders of such instruments should be subject to withholding tax on any deemed income accruals, whether Section 1260 of the Internal Revenue Code of 1986, as amended, concerning certain "constructive ownership transactions," generally applies or should generally apply to such instruments, and whether any of these determinations depend on the nature of the underlying asset. We urge you to consult your own tax advisors concerning the impact and the significance of the above considerations. We intend to continue treating the ARNs for U.S. federal income tax purposes in the manner described herein unless and until such time as we determine, or the IRS or Treasury determines, that some other treatment is more appropriate.

You should consult your own tax advisor concerning the U.S. federal income tax consequences to you of acquiring, owning, and disposing of the ARNs, as well as any tax consequences arising under the laws of any state, local, foreign, or other tax jurisdiction and the possible effects of changes in U.S. federal or other tax laws. See the discussion under the section entitled "U.S. Federal Income Tax Summary" beginning on page S-43 of product supplement ARN-3.

Validity of the ARNs

In the opinion of McGuireWoods LLP, as counsel to BAC, when the ARNs offered by this Note Prospectus have been completed and executed by BAC, and authenticated by the trustee in accordance with the provisions of the Senior Indenture, and delivered against payment therefor as contemplated by this Note Prospectus, such ARNs will be legal, valid and binding obligations of BAC, subject to applicable bankruptcy, reorganization, insolvency, moratorium, fraudulent conveyance or other similar laws affecting the rights of creditors now or hereafter in effect, and to equitable principles that may limit the right to specific enforcement of remedies, and further subject to 12 U.S.C. §1818(b)(6)(D) (or any successor statute) and any bank regulatory powers now or hereafter in effect and to the application of principles of public policy. This opinion is given as of the date hereof and is limited to the Federal laws of the United States, the laws of the State of New York and the Delaware General Corporation Law (including the statutory provisions, all applicable provisions of the Delaware Constitution and reported judicial decisions interpreting the foregoing). In addition, this opinion is subject to customary assumptions about the trustee's authorization, execution and delivery of the Senior Indenture, the validity, binding nature and enforceability of the Senior Indenture with respect to the trustee, the legal capacity of natural persons, the genuineness of signatures, the authenticity of all documents submitted to McGuireWoods LLP as originals, the conformity to original documents of all documents submitted to McGuireWoods LLP as photocopies, the authenticity of the originals of such copies and certain factual matters, all as stated in the letter of McGuireWoods LLP dated April 28, 2011, which has been filed as an exhibit to our Current Report on Form 8-K dated April 28, 2011.

Additional Terms

You should read this term sheet, together with the documents listed below, which together contain the terms of the ARNs and supersede all prior or contemporaneous oral statements as well as any other written materials. You should carefully consider, among other things, the matters set forth under "Risk Factors" in the sections indicated on the cover of this term sheet. The ARNs involve risks not associated with conventional debt securities. We urge you to consult your investment, legal, tax, accounting, and other advisors before you invest in the ARNs.

You may access the following documents on the SEC Website at www.sec.gov as follows (or if such address has changed, by reviewing our filings for the relevant date on the SEC Website):

- Product supplement ARN-3 dated April 1, 2010:
<http://www.sec.gov/Archives/edgar/data/70858/000119312510075888/d424b5.htm>
- Series L MTN prospectus supplement dated April 21, 2009 and prospectus dated April 20, 2009:
<http://www.sec.gov/Archives/edgar/data/70858/000095014409003387/q18667b5e424b5.htm>

Our Central Index Key, or CIK, on the SEC Website is 70858.

We have filed a registration statement (including a product supplement, a prospectus supplement, and a prospectus) with the SEC for the offering to which this term sheet relates. Before you invest, you should read the product supplement, the prospectus supplement, and the prospectus in that registration statement, and the other documents relating to this offering that we have filed with the SEC for more complete information about us and this offering. You may get these documents without cost by visiting EDGAR on the SEC Website at www.sec.gov. Alternatively, we, any agent, or any dealer participating in this offering will arrange to send you the Note Prospectus if you so request by calling MLPF&S toll-free at 1-866-500-5408.

Market-Linked Investments Classification

Market-Linked Investments come in four basic categories, each designed to meet a different set of investor risk profiles, time horizons, income requirements, and market views (bullish, bearish, moderate outlook, etc.). *The following descriptions of these categories are meant solely for informational purposes and are not intended to represent any particular Market-Linked Investment or guarantee performance. Certain Market-Linked Investments may have overlapping characteristics.*

Market Downside Protection

Market Downside Protection Market-Linked Investments combine some of the capital preservation features of traditional bonds with the growth potential of equities and other asset classes. They offer full or partial market downside protection at maturity, while offering market exposure that may provide better returns than comparable fixed-income securities. It is important to note that the market downside protection feature provides investors with protection only at maturity, subject to issuer credit risk. In addition, in exchange for full or partial protection, you forfeit dividends and full exposure to the linked asset's upside. In some circumstances, this could result in a lower return than with a direct investment in the asset.

Enhanced Income

These short- to medium-term market-linked notes offer you a way to enhance your income stream, either through variable or fixed-interest coupons, an added payout at maturity based on the performance of the linked asset, or both. In exchange for receiving current income, you will generally forfeit upside potential on the linked asset. Even so, the prospect of higher interest payments and/or an additional payout may equate to a higher return potential than you may be able to find through other fixed-income securities. Enhanced Income Market-Linked Investments generally do not include market downside protection. The degree to which your principal is repaid at maturity is generally determined by the performance of the linked asset. Although enhanced income streams may help offset potential declines in the asset, you can still lose part or all of your original investment.

Market Access

Market Access notes may offer exposure to certain market sectors, asset classes, and/or strategies that may not even be available through the other three categories of Market-Linked Investments. Subject to certain fees, the returns on Market Access Market-Linked Investments will generally correspond on a one-to-one basis with any increases or decreases in the value of the linked asset, similar to a direct investment. In some instances, they may also provide interim coupon payments. These investments do not include the market downside protection feature and, therefore, your principal remains at risk.

Enhanced Return

These short- to medium-term investments offer you a way to enhance exposure to a particular market view without taking on a similarly enhanced level of market downside risk. They can be especially effective in a flat to moderately positive market (or, in the case of bearish investments, a flat to moderately negative market). In exchange for the potential to receive better-than market returns on the linked asset, you must generally accept a degree of market downside risk and capped upside potential. As these investments are not market downside protected, and do not assure full repayment of principal at maturity, you need to be prepared for the possibility that you may lose all or part of your investment.

*Accelerated Return Notes[®] and *ARNs[®] are our registered service marks.