

Subject to Completion
Preliminary Term Sheet dated April 25, 2012

Units \$10 principal amount per unit CUSIP No.	Pricing Date*: May , 2012 Settlement Date*: May , 2012 Maturity Date*: June , 2014	*Subject to change based on the actual date the notes are priced for initial sale to the public (the "pricing date")
--	--	--

Market-Linked Step Up Notes Linked to a Global Equity Basket

- Maturity of approximately two years
- If the Basket is flat or increases up to the Step Up Value, a return of [19% to 25%]
- If the Basket increases above the Step Up Value, a return equal to the percentage increase in the Basket
- The Basket will be comprised of the MSCI EAFE Index and the MSCI Emerging Markets Index. The MSCI EAFE Index will be given an initial weight of 75%, and the MSCI Emerging Markets Index will be given an initial weight of 25%
- 1-to-1 downside exposure to decreases in the Basket
- All payments at maturity subject to the credit risk of Bank of America Corporation
- No periodic interest payments
- Limited secondary market liquidity, with no exchange listing



The notes are being issued by Bank of America Corporation ("BAC"). There are important differences between the notes and a conventional debt security, including different investment risks. See "Risk Factors" and on page TS-5 of this term sheet and beginning on page S-8 of product supplement SUN-2.

None of the Securities and Exchange Commission (the "SEC"), any state securities commission, or any other regulatory body has approved or disapproved of these securities or determined if this Note Prospectus (as defined below) is truthful or complete. Any representation to the contrary is a criminal offense.

	Per Unit	Total
Public offering price ⁽¹⁾⁽²⁾	\$10.00	\$
Underwriting discount ⁽¹⁾⁽²⁾	\$0.20	\$
Proceeds, before expenses, to BAC	\$9.80	\$

(1) For any purchase of 500,000 units or more in a single transaction by an individual investor, the public offering price and the underwriting discount will be \$9.95 per unit and \$0.15 per unit, respectively.

(2) For any purchase by certain fee-based trusts and discretionary accounts managed by U.S. Trust operating through Bank of America, N.A., the public offering price and underwriting discount will be \$9.80 per unit and \$0.00 per unit, respectively.

The notes:

Are Not FDIC Insured	Are Not Bank Guaranteed	May Lose Value
-----------------------------	--------------------------------	-----------------------

Merrill Lynch & Co.

May , 2012

Market-Linked Step Up Notes

Linked to a Global Equity Basket, due June , 2014

Summary

The Market-Linked Step Up Notes Linked to a Global Equity Basket, due June , 2014 (the "notes") are our senior unsecured debt securities. The notes are not guaranteed or insured by the Federal Deposit Insurance Corporation or secured by collateral. **The notes will rank equally with all of our other unsecured and unsubordinated debt. Any payments due on the notes, including any repayment of principal, will be subject to the credit risk of BAC.** The notes provide you with a Step Up Payment if the Ending Value (as determined below) of the Global Equity Basket described below (the "Basket") is equal to or greater than the Starting Value, but is not greater than the Step Up Value. If the Ending Value is greater than the Step Up Value, you will participate on a 1-for-1 basis in the increase in the level of the Basket above the Starting Value. If the Ending Value is less than the Threshold Value, you will lose all or a portion of the principal amount of your notes.

The terms and risks of the notes are contained in this term sheet and the documents listed below (together, the "Note Prospectus"). The documents have been filed as part of a registration statement with the SEC, which may, without cost, be accessed on the SEC website as indicated below or obtained from MLPF&S by calling 1-866-500-5408:

- Product supplement SUN-2 dated April 2, 2012:
<http://www.sec.gov/Archives/edgar/data/70858/000119312512146583/d324730d424b5.htm>
- Series L MTN prospectus supplement dated March 30, 2012 and prospectus dated March 30, 2012:
<http://www.sec.gov/Archives/edgar/data/70858/000119312512143855/d323958d424b5.htm>

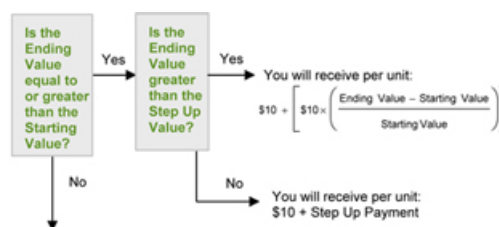
Before you invest, you should read the Note Prospectus, including this term sheet, for information about us and this offering. Any prior or contemporaneous oral statements and any other written materials you may have received are superseded by the Note Prospectus. Capitalized terms used but not defined in this term sheet have the meanings set forth in product supplement SUN-2. Unless otherwise indicated or unless the context requires otherwise, all references in this document to "we," "us," "our," or similar references are to BAC.

Terms of the Notes

Issuer:	Bank of America Corporation ("BAC")
Original Offering Price:	\$10.00 per unit
Term:	Approximately two years
Market Measure:	A Global Equity Basket comprised of the MSCI EAFE Index (Bloomberg symbol: "MXEA"), and the MSCI Emerging Markets Index (Bloomberg symbol: "MXEF"). Each Basket Component is a price return index.
Starting Value:	The Starting Value will be set to 100.00 on the pricing date.
Ending Value:	The closing level of the Basket on the scheduled calculation day. The calculation day is subject to postponement in the event of Market Disruption Events, as described beginning on page S-22 of product supplement SUN-2.
Step Up Value:	[119% to 125%] of the Starting Value. The actual Step Up Value will be determined on the pricing date.
Step Up Payment:	[\$1.90 to \$2.50] per unit, which represents a return of [19% to 25%] over the Original Offering Price. The actual Step Up Payment will be determined on the pricing date.
Threshold Value:	100% of the Starting Value, rounded to two decimal places.
Calculation Day:	The fifth scheduled Market Measure Business Day immediately preceding the maturity date.
Calculation Agent:	Merrill Lynch, Pierce, Fenner & Smith Incorporated ("MLPF&S"), a subsidiary of BAC.
Fees Charged:	The public offering price of the notes includes the underwriting discount of \$0.20 per unit as listed on the cover page and an additional charge of \$0.075 per unit more fully described on page TS-12.

Redemption Amount Determination

On the maturity date, you will receive a cash payment per unit determined as follows:



You will receive per unit:

$$\$10 - \left[\$10 \times \left(\frac{\text{Threshold Value} - \text{Ending Value}}{\text{Starting Value}} \right) \right]$$

Because the Threshold Value for the notes is equal to the Starting Value, you will lose all or a portion of your investment if the Ending Value is less than the Starting Value.

Market-Linked Step Up Notes

Linked to a Global Equity Basket, due June , 2014

Investor Considerations

You may wish to consider an investment in the notes if:

- You anticipate that the Basket will increase from the Starting Value to the Ending Value.
- You are willing to risk a loss of principal and return if the Basket decreases from the Starting Value to an Ending Value that is below the Threshold Value.
- You are willing to forgo the interest payments that are paid on traditional interest bearing debt securities.
- You are willing to forego dividends or other benefits of owning the stocks included in the Basket Components.
- You are willing to accept a limited market for sales prior to maturity, and understand that the market prices for the notes, if any, will be affected by various factors, including our actual and perceived creditworthiness, and the fees charged on the notes, as described on TS-2.
- You are willing to assume our credit risk, as issuer of the notes, for all payments under the notes, including the Redemption Amount.

We urge you to consult your investment, legal, tax, accounting, and other advisors before you invest in the notes.

The notes may not be an appropriate investment for you if:

- You believe that the Basket will decrease from the Starting Value to the Ending Value.
- You seek 100% principal protection or preservation of capital.
- You seek interest payments or other current income on your investment.
- You want to receive dividends or other distributions paid on the stocks included in the Basket Components.
- You seek an investment for which there will be a liquid secondary market.
- You are unwilling or are unable to take market risk on the notes or to take our credit risk as issuer of the notes.

Hypothetical Payout Profile

The below graph is based on **hypothetical** numbers and values.



This graph reflects the returns on the notes, based on a Step Up Payment of \$2.20 (the midpoint of the Step Up Payment range of [\$1.90 to \$2.50]), a Step Up Value of 122% of the Starting Value (the midpoint of the Step Up Value range of [119% to 125%]) and the Threshold Value of 100% of the Starting Value. The green line reflects the returns on the notes, while the dotted gray line reflects the returns of a direct investment in the stocks included in the Basket Components, excluding dividends.

This graph has been prepared for purposes of illustration only.

Hypothetical Payments at Maturity

The following table and examples are for purposes of illustration only. They are based on **hypothetical** values and show **hypothetical** returns on the notes. **The actual amount you receive and the resulting total rate of return will depend on the actual Ending Value, Step Up Value, Step Up Payment, and the term of your investment.**

The following table is based on the Starting Value and Threshold Value of 100, a Step Up Value of 122% of the Starting Value, and a Step Up Payment of \$2.20 per unit. It illustrates the effect of a range of Ending Values on the Redemption Amount per unit of the notes and the total rate of return to holders of notes. The following examples do not take into account any tax consequences from investing in the notes.

<u>Ending Value</u>	<u>Percentage Change from the Starting Value to the Ending Value</u>	<u>Redemption Amount per Unit</u>	<u>Total Rate of Return on the Notes</u>
50.00	-50.00%	\$5.00	-50.00%
60.00	-40.00%	\$6.00	-40.00%
70.00	-30.00%	\$7.00	-30.00%
80.00	-20.00%	\$8.00	-20.00%
85.00	-15.00%	\$8.50	-15.00%
90.00	-10.00%	\$9.00	-10.00%
95.00	-5.00%	\$9.50	-5.00%
100.00 ⁽¹⁾	0.00%	\$12.20 ⁽²⁾	22.00%
102.00	2.00%	\$12.20	22.00%
105.00	5.00%	\$12.20	22.00%
110.00	10.00%	\$12.20	22.00%
120.00	20.00%	\$12.20	22.00%
122.00 ⁽³⁾	22.00%	\$12.20	22.00%
130.00	30.00%	\$13.00	30.00%
140.00	40.00%	\$14.00	40.00%
150.00	50.00%	\$15.00	50.00%

(1) The Starting Value and Threshold Value will be set to 100.00 on the pricing date.

(2) This amount represents the sum of the Original Offering Price and the **hypothetical** Step Up Payment of \$2.20.

(3) This is the **hypothetical** Step Up Value.

For recent actual levels of the Market Measure, see "The Basket" section below. The Basket Components are both price return indices and as such the Ending Value will not include any income generated by dividends paid on the stocks included in the Basket Components, which you would otherwise be entitled to receive if you invested in those stocks directly. In addition, all payments on the notes are subject to issuer credit risk.

Redemption Amount Calculation Examples

Example 1:

The Ending Value is 75, or 75% of the Starting Value:

Starting Value:	100
Threshold Value:	100
Ending Value:	75

$$\text{Redemption Amount (per unit)} = \$10 - \left[\$10 \times \left(\frac{100 - 75}{100} \right) \right] = \$7.50$$

Example 2

The Ending Value is 110, or 110% of the Starting Value:

Starting Value:	100
Step Up Value:	122
Ending Value:	110

$$\$10 + \$2.20 = \$12.20$$

Redemption Amount per unit, *the Original Offering Price plus the Step Up Payment, since the Ending Value is equal to or greater than the Starting Value, but less than the Step Up Value.*

Example 3

The Ending Value is 150, or 150% of the Starting Value:

Starting Value:	100
Step Up Value:	123
Ending Value:	150

$$\$10 + \left[\$10 \times \left(\frac{150 - 100}{100} \right) \right] = \$15.00 \text{ Redemption Amount per unit}$$

Risk Factors

There are important differences between the notes and a conventional debt security. An investment in the notes involves significant risks, including those listed below. You should carefully review the more detailed explanation of risks relating to the notes in the "Risk Factors" sections beginning on page S-8 of product supplement SUN-2, page S-5 of the MTN prospectus supplement, and page 8 of the prospectus identified above under "Summary." We also urge you to consult your investment, legal, tax, accounting, and other advisors before you invest in the notes.

- Depending on the performance of the Basket as measured shortly before the maturity date, your investment may result in a loss; there is no guaranteed return of principal.
- Your yield may be less than the yield you could earn by owning a conventional debt security of comparable maturity.
- Payments on the notes are subject to our credit risk, and actual or perceived changes in our creditworthiness are expected to affect the value of the notes. If we become insolvent or are unable to pay our obligations, you may lose your entire investment.
- If you attempt to sell the notes prior to maturity, their market value may be lower than the price you paid for the notes due to, among other things, the inclusion of fees charged for developing, hedging and distributing the notes, as described on page TS-12 and various credit, market and economic factors that interrelate in complex and unpredictable ways.
- A trading market is not expected to develop for the notes. MLPF&S is not obligated to make a market for, or to repurchase, the notes.
- Our business activities as a full service financial institution, including our commercial and investment banking activities, our hedging and trading activities (including trades in shares of companies included in the Basket Components) and any hedging and trading activities we engage in for our clients' accounts, may affect the market value of the notes and their return and may create conflicts of interest with you.
- Changes in the value of one Basket Component may be offset by changes in the value of the other Basket Component. Due to its higher Initial Component Weight, changes in the level of the MSCI EAFE Index will have a more substantial impact on the value of the Basket than similar changes in the level of the MSCI Emerging Markets Index.
- The Index sponsor (as defined below) may adjust each Basket Component in a way that affects its level, and the Index sponsor has no obligation to consider your interests.
- You will have no rights of a holder of the securities represented by the Basket Components, and you will not be entitled to receive securities or dividends or other distributions by the issuers of those securities.
- While we or our affiliates may from time to time own shares of companies included in the Basket Components, we do not control any company included in any Basket Component, and are not responsible for any disclosure made by any other company.
- Your return on the notes and the value of the notes may be affected by exchange rate movements and factors affecting the international securities markets.
- There may be potential conflicts of interest involving the calculation agent. We have the right to appoint and remove the calculation agent.
- The U.S. federal income tax consequences of the notes are uncertain, and may be adverse to a holder of the notes. See "Summary Tax Consequences" below and "U.S. Federal Income Tax Summary" beginning on page S-32 of product supplement SUN-2.

Other Terms of the Notes

Market Measure Business Day

The following definition shall supersede and replace the definition of a "Market Measure Business Day" set forth on pages S-6 and S-20 of product supplement SUN-2.

A "Market Measure Business Day" means a day on which:

- (A) the London Stock Exchange, the Frankfurt Stock Exchange, the Paris Bourse, and the Tokyo Stock Exchange (as to the MSCI EAFE Index), and the London Stock Exchange, the Hong Kong Stock Exchange, the São Paulo Stock Exchange, and the Korea Stock Exchange (as to the MSCI Emerging Markets Index) (or any successor to the foregoing exchanges) are open for trading; and
- (B) the Basket Components or any successors thereto are calculated and published.

The Basket

The Basket is designed to allow investors to participate in the percentage changes in the levels of the Basket Components from the Starting Value to the Ending Value of the Basket. The Basket Components are described in the section "The Basket Components" below. Each Basket Component will be assigned an initial weight on the pricing date, as set forth in the table below.

For more information on the calculation of the value of the Basket, please see the section entitled "Description of the Notes — Basket Market Measures" beginning on page S-26 of product supplement SUN-2.

If April 18, 2012 were the pricing date, for each Basket Component, the Initial Component Weight, the closing level, the **hypothetical** Component Ratio and the initial contribution to the Basket value would be as follows:

Basket Component	Bloomberg Symbol	Initial Component Weight	Closing Level ⁽¹⁾⁽²⁾	Component Ratio ⁽¹⁾⁽³⁾	Initial Basket Value Contribution
The MSCI EAFE Index	MXEA	75.00%	1,508.23	0.04972716	75.00
The MSCI Emerging Markets Index	MXEF	25.00%	1,023.75	0.02442002	25.00
Starting Value					100.00

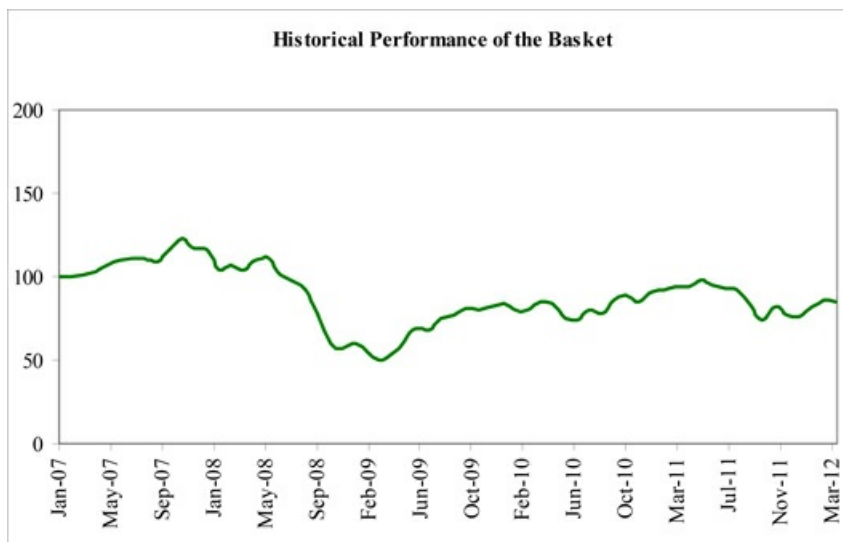
(1) The actual closing level of each Basket Component and the resulting actual Component Ratios will be determined on the pricing date, subject to adjustment as more fully described in the section entitled "Description of the Notes — Basket Market Measures — Determination of the Component Ratio for Each Basket Component — Equity-Based Basket Components" beginning on page S-27 of product supplement SUN-2 if a Market Disruption Event occurs on the pricing date as to any Basket Component.

(2) These were the closing levels of the Basket Components on April 18, 2012.

(3) Each **hypothetical** Component Ratio equals the Initial Component Weight of the relevant Basket Component (as a percentage) multiplied by 100, and then divided by the closing level of that Basket Component on April 18, 2012 and rounded to eight decimal places.

The calculation agent will calculate the value of the Basket by summing the products of the closing level for each Basket Component on the calculation day and the Component Ratio applicable to such Basket Component. If a Market Disruption Event occurs as to any Basket Component on the scheduled calculation day, the closing level of that Basket Component will be determined as more fully described beginning on page S-22 of product supplement SUN-2 in the section "Description of the Notes — The Starting Value and the Ending Value — Ending Value — Equity-Based Basket Market Measures."

While actual historical information on the Basket will not exist before the pricing date, the following graph sets forth the hypothetical historical monthly performance of the Basket from January 2007 through March 2012. The graph is based upon actual month-end historical levels of the Basket Components, hypothetical Component Ratios determined as of December 31, 2006, and a Basket value of 100.00 as of that date. This hypothetical historical data on the Basket is not necessarily indicative of the future performance of the Basket or what the value of the notes may be. Any historical upward or downward trend in the value of the Basket during any period set forth below is not an indication that the value of the Basket is more or less likely to increase or decrease at any time over the term of the notes.



The Basket Components

All disclosures contained in this term sheet regarding the Basket Components, including, without limitation, their make up, method of calculation, and changes in their components, have been derived from publicly available sources. The information reflects the policies of, and is subject to change by MSCI Inc. ("MSCI" or the "Index sponsor"). The Index sponsor has no obligation to continue to publish, and may discontinue publication of, the Basket Components. The consequences of the Index sponsor discontinuing publication of the Basket Components are discussed in the section of product supplement SUN-2 entitled "Description of the Notes — Discontinuance of a Market Measure" on page S-25 of product supplement SUN-2. None of us, the calculation agent, or the selling agent accepts any responsibility for the calculation, maintenance, or publication of any of the Basket Components or any successor index.

The MSCI EAFE Index

The MSCI EAFE Index is intended to measure equity market performance in developed market countries, excluding the U.S. and Canada. The MSCI EAFE Index is a free float-adjusted market capitalization equity index with a base date of December 31, 1969 and an initial value of 100.00. The MSCI EAFE Index is calculated daily in U.S. dollars and published in real time every 60 seconds during market trading hours. The MSCI EAFE Index currently consists of companies from the following 22 developed countries: Australia, Austria, Belgium, Denmark, Finland, France, Germany, Greece, Hong Kong, Ireland, Israel, Italy, Japan, The Netherlands, New Zealand, Norway, Portugal, Singapore, Spain, Sweden, Switzerland, and the United Kingdom. As of April 18, 2012, the five largest country weights were the United Kingdom (23.1%), Japan (21.64%), France (8.9%), Australia (8.7%) and Switzerland (8.6%), and the five largest sector weights were Financials (22.2%), Industrials (12.7%), Consumer Staples (11.5%), Consumer Discretionary (10.7%), and Materials (10.4%).

The MSCI EAFE Index is part of the MSCI Regional Equity Indices series and is an MSCI Global Investable Market Index, which is a family within the MSCI International Equity Indices.

The MSCI Emerging Markets Index

The MSCI Emerging Markets Index is intended to measure equity market performance in the global emerging markets. The MSCI Emerging Markets Index is a free float-adjusted market capitalization index with a base date of December 31, 1987 and an initial value of 100.00. The MSCI Emerging Markets Index is calculated daily in U.S. dollars and published in real time every 60 seconds during market trading hours. The MSCI Emerging Markets Index currently consists of the following 21 emerging market country indices: Brazil, Chile, China, Colombia, Czech Republic, Egypt, Hungary, India, Indonesia, Malaysia, Mexico, Morocco, Peru, Philippines, Poland, Russia, South Africa, South Korea, Taiwan, Thailand, and Turkey. As of April 18, 2012 the five largest country weights were China (18.0%), South Korea (15.3%), Brazil (14.4%), Taiwan (10.8%), and South Africa (7.6%), and the five largest sector weights were Financials (23.9%), Information Technology (13.8%), Energy (13.7%), Materials (12.8%), and Consumer Discretionary (8.2%).

The MSCI Emerging Markets Index is part of the MSCI Regional Equity Indices series and is an MSCI Global Investable Market Index, which is a family within the MSCI International Equity Indices.

General - MSCI Indices

MSCI provides global equity indices intended to measure equity performance in international markets and the MSCI International Equity Indices are designed to serve as global equity performance benchmarks. In constructing these indices, MSCI applies its index construction and maintenance methodology across developed, emerging, and frontier markets.

MSCI enhanced the methodology used in its MSCI International Equity Indices. The MSCI Standard and MSCI Small Cap Indices, along with the other MSCI equity indices based on them, transitioned to the global investable market indices methodology described below. The transition was completed at the end of May 2008. The Enhanced MSCI Standard Indices are composed of the MSCI Large Cap and Mid Cap Indices. The MSCI Global Small Cap Index transitioned to the MSCI Small Cap Index resulting from the Global Investable Market Indices methodology and contains no overlap with constituents of the transitioned MSCI Standard Indices. Together, the relevant MSCI Large Cap, Mid Cap, and Small Cap Indices will make up the MSCI investable market index for each country, composite, sector, and style index that MSCI offers.

Constructing the MSCI Global Investable Market Indices. MSCI undertakes an index construction process, which involves:

- defining the equity universe;
- determining the market investable equity universe for each market;
- determining market capitalization size segments for each market;
- applying index continuity rules for the MSCI Standard Index;
- creating style segments within each size segment within each market; and
- classifying securities under the Global Industry Classification Standard (the "GICS").

Defining the Equity Universe. The equity universe is defined by:

- Identifying Eligible Equity Securities: the equity universe initially looks at securities listed in any of the countries in the MSCI Global Index Series, which will be classified as either Developed Markets ("DM") or Emerging Markets ("EM"). All listed equity securities, or listed securities that exhibit characteristics of equity securities, except mutual funds, ETFs, equity derivatives, limited partnerships, and most investment trusts, are eligible for inclusion in the equity universe. Real Estate Investment Trusts ("REITs") in some countries and certain income trusts in Canada are also eligible for inclusion.

- Classifying Eligible Securities into the Appropriate Country: each company and its securities (i.e., share classes) are classified in only one country.

Determining the Market Investable Equity Universes. A market investable equity universe for a market is derived by applying investability screens to individual companies and securities in the equity universe that are classified in that market. A market is equivalent to a single country, except in DM Europe, where all DM countries in Europe are aggregated into a single market for index construction purposes. Subsequently, individual DM Europe country indices within the MSCI Europe Index are derived from the constituents of the MSCI Europe Index under the global investable market indices methodology.

The investability screens used to determine the investable equity universe in each market are as follows:

- *Equity Universe Minimum Size Requirement:* this investability screen is applied at the company level. In order to be included in a market investable equity universe, a company must have the required minimum full market capitalization.
- *Equity Universe Minimum Free Float-Adjusted Market Capitalization Requirement:* this investability screen is applied at the individual security level. To be eligible for inclusion in a market investable equity universe, a security must have a free float-adjusted market capitalization equal to or higher than 50% of the equity universe minimum size requirement.
- *DM and EM Minimum Liquidity Requirement:* this investability screen is applied at the individual security level. To be eligible for inclusion in a market investable equity universe, a security must have adequate liquidity. The twelve-month and three-month Annual Traded Value Ratio ("ATVR"), a measure that screens out extreme daily trading volumes and takes into account the free float-adjusted market capitalization size of securities, together with the three-month frequency of trading are used to measure liquidity. In the calculation of the ATVR, the trading volumes in depository receipts associated with that security, such as ADRs or GDRs, are also considered. A minimum liquidity level of 20% of three- and twelve-month ATVR and 90% of three-month frequency of trading over the last four consecutive quarters are required for inclusion of a security in a market investable equity universe of a DM, and a minimum liquidity level of 15% of three- and twelve-month ATVR and 80% of three-month frequency of trading over the last four consecutive quarters are required for inclusion of a security in a market investable equity universe of an EM.
- *Global Minimum Foreign Inclusion Factor Requirement:* this investability screen is applied at the individual security level. To be eligible for inclusion in a market investable equity universe, a security's Foreign Inclusion Factor ("FIF") must reach a certain threshold. The FIF of a security is defined as the proportion of shares outstanding that is available for purchase in the public equity markets by international investors. This proportion accounts for the available free float of and/or the foreign ownership limits applicable to a specific security (or company). In general, a security must have an FIF equal to or larger than 0.15 to be eligible for inclusion in a market investable equity universe.
- *Minimum Length of Trading Requirement:* this investability screen is applied at the individual security level. For an initial public offering ("IPO") to be eligible for inclusion in a market investable equity universe, the new issue must have started trading at least four months before the implementation of the initial construction of the index or at least three months before the implementation of a semi-annual index review (as described below). This requirement is applicable to small new issues in all markets. Large IPOs are not subject to the minimum length of trading requirement and may be included in a market investable equity universe and the MSCI Standard Index outside of a Quarterly or Semi-Annual Index Review (as defined below).

Defining Market Capitalization Size Segments for Each Market. Once a market investable equity universe is defined, it is segmented into the following size-based indices:

- Investable Market Index (Large + Mid + Small);
- Standard Index (Large + Mid);
- Large Cap Index;
- Mid Cap Index; or
- Small Cap Index.

Creating the size segment indices in each market involves the following steps:

- defining the market coverage target range for each size segment;
- determining the global minimum size range for each size segment;
- determining the market size-segment cutoffs and associated segment number of companies;
- assigning companies to the size segments; and
- applying final size-segment investability requirements.

Index Continuity Rules for the Standard Indices. In order to achieve index continuity, as well as to provide some basic level of diversification within a market index, and notwithstanding the effect of other index construction rules described in this section, a minimum number of five constituents will be maintained for a DM Standard Index and a minimum number of three constituents will be maintained for an EM Standard Index.

Creating Style Indices within Each Size Segment. All securities in the investable equity universe are classified into value or growth segments using the MSCI Global Value and Growth methodology.

Classifying Securities under the Global Industry Classification Standard. All securities in the global investable equity universe are assigned to the industry that best describes their business activities. To this end, MSCI has designed, in conjunction with Standard & Poor's, the GICS. Under the GICS,

Market-Linked Step Up Notes

Linked to a Global Equity Basket, due June 1, 2014

each company is assigned to one sub-industry according to its principal business activity. Therefore, a company can belong to only one industry grouping at each of the four levels of the GICS.

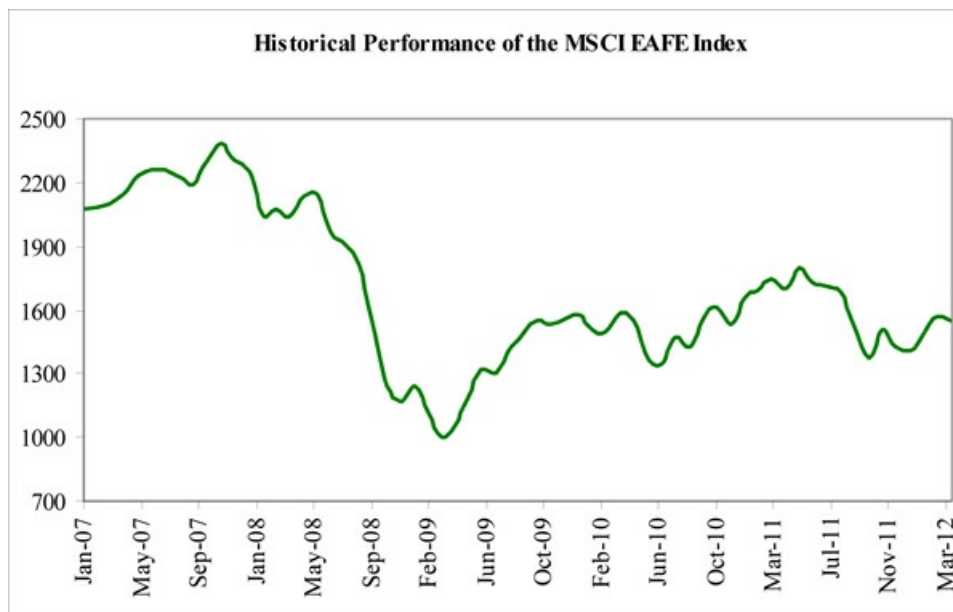
Index Maintenance

The MSCI global investable market indices are maintained with the objective of reflecting the evolution of the underlying equity markets and segments on a timely basis, while seeking to achieve index continuity, continuous investability of constituents and replicability of the indices, and index stability, and low index turnover. In particular, index maintenance involves:

- (i) Semi-Annual Index Reviews ("SAIRs") in May and November of the Size Segment and Global Value and Growth Indices which include:
 - updating the indices on the basis of a fully refreshed equity universe;
 - taking buffer rules into consideration for migration of securities across size and style segments; and
 - updating FIFs and Number of Shares ("NOS").
- (ii) Quarterly Index Reviews ("QIRs") in February and August of the Size Segment Indices aimed at:
 - including significant new eligible securities (such as IPOs that were not eligible for earlier inclusion) in the index;
 - allowing for significant moves of companies within the Size Segment Indices, using wider buffers than in the SAIR; and
 - reflecting the impact of significant market events on FIFs and updating NOS.
- (iii) Ongoing Event-Related Changes: changes of this type are generally implemented in the indices as they occur. Significantly large IPOs are included in the indices after the close of the company's tenth day of trading.

Neither we nor any of our affiliates, including MLPF&S, accepts any responsibility for the calculation, maintenance, or publication of, or for any error, omission, or disruption in, the MSCI EAFE Index, the MSCI Emerging Markets Index, or any successor to these indices. MSCI does not guarantee the accuracy or the completeness of the MSCI EAFE Index, MSCI Emerging Markets Index, or any data included in these indices. MSCI assumes no liability for any errors, omissions, or disruption in the calculation and dissemination of the MSCI EAFE Index or the MSCI Emerging Markets Index. MSCI disclaims all responsibility for any errors or omissions in the calculation and dissemination of the MSCI EAFE Index, MSCI Emerging Markets Index, or the manner in which these indices are applied in determining the amount payable on the notes at maturity.

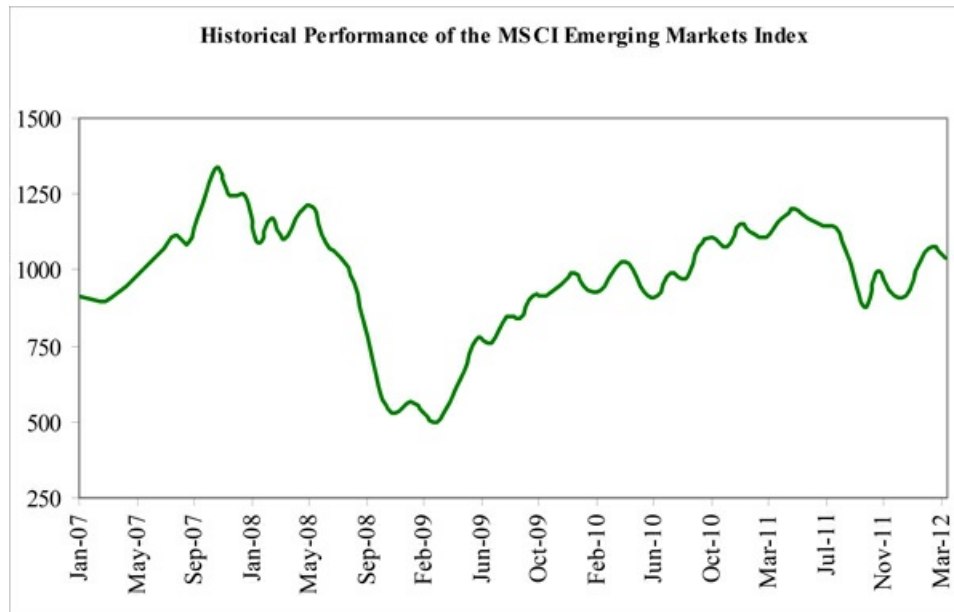
The following graph sets forth the monthly historical performance of the MSCI EAFE Index in the period from January 2007 through March 2012. This historical data on the MSCI EAFE Index is not necessarily indicative of the future performance of the MSCI EAFE Index or what the value of the notes may be. Any historical upward or downward trend in the level of the MSCI EAFE Index during any period set forth below is not an indication that the level of the MSCI EAFE Index is more or less likely to increase or decrease at any time over the term of the notes.



Market-Linked Step Up Notes

Linked to a Global Equity Basket, due June , 2014

The following graph sets forth the monthly historical performance of the MSCI Emerging Markets Index in the period from January 2007 to March 2012. This historical data on the MSCI Emerging Markets Index is not necessarily indicative of the future performance of the MSCI Emerging Markets Index or what the value of the notes may be. Any historical upward or downward trend in the level of the MSCI Emerging Markets Index during any period set forth below is not an indication that the level of the MSCI Emerging Markets Index is more or less likely to increase or decrease at any time over the term of the notes.



Before investing in the notes, you should consult publicly available sources for the levels and trading pattern of the MSCI EAFE Index and the MSCI Emerging Markets Index. The generally unsettled international environment and related uncertainties, including the risk of terrorism, may result in the MSCI EAFE Index or the MSCI Emerging Markets Index and financial markets generally exhibiting greater volatility than in earlier periods.

License Agreement

"MSCI EAFE IndexSM" and "MSCI Emerging Markets IndexSM" are service marks of MSCI and have been licensed for use for certain purposes by us. Notes based on the MSCI EAFE IndexSM and the MSCI Emerging Markets IndexSM are not sponsored, endorsed, sold, or promoted by MSCI, and MSCI makes no representation regarding the advisability of investing in the notes.

Our right to use the MSCI EAFE Index and the MSCI Emerging Markets Index in connection with the notes is subject to a license agreement between us and MSCI. In connection with that license, please note the following:

THE NOTES ARE NOT SPONSORED, ENDORSED, SOLD, OR PROMOTED BY MSCI, ANY OF ITS AFFILIATES, ANY OF ITS INFORMATION PROVIDERS, OR ANY OTHER THIRD PARTY INVOLVED IN, OR RELATED TO, COMPILING, COMPUTING, OR CREATING THE MSCI EAFE INDEX OR THE MSCI EMERGING MARKETS INDEX (COLLECTIVELY, THE "MSCI PARTIES"). THE MSCI EAFE INDEX AND THE MSCI EMERGING MARKETS INDEX ARE THE EXCLUSIVE PROPERTY OF MSCI. MSCI, THE MSCI EAFE INDEX AND THE MSCI EMERGING MARKETS INDEX ARE SERVICE MARKS OF MSCI OR ITS AFFILIATES AND HAVE BEEN LICENSED TO US FOR USE FOR CERTAIN PURPOSES. THE NOTES HAVE NOT BEEN PASSED ON BY ANY OF THE MSCI PARTIES AS TO THEIR LEGALITY OR SUITABILITY WITH RESPECT TO ANY PERSON OR ENTITY AND NONE OF THE MSCI PARTIES MAKES ANY WARRANTIES OR BEARS ANY LIABILITY WITH RESPECT TO THE NOTES. WITHOUT LIMITING THE GENERALITY OF THE FOREGOING, NONE OF THE MSCI PARTIES MAKES ANY REPRESENTATION OR WARRANTY, EXPRESS OR IMPLIED, TO US OR OWNERS OF THE NOTES OR ANY OTHER PERSON OR ENTITY REGARDING THE ADVISABILITY OF INVESTING IN ANY SECURITIES GENERALLY OR IN THIS OFFERING PARTICULARLY OR THE ABILITY OF THE MSCI EAFE INDEX OR THE MSCI EMERGING MARKETS INDEX TO TRACK CORRESPONDING STOCK MARKET PERFORMANCE. MSCI OR ITS AFFILIATES ARE THE LICENSORS OF CERTAIN TRADEMARKS, SERVICE MARKS, AND TRADE NAMES AND OF THE MSCI EAFE INDEX AND THE MSCI EMERGING MARKETS INDEX, WHICH ARE DETERMINED, COMPOSED, AND CALCULATED BY MSCI WITHOUT REGARD TO THE NOTES, TO US, TO THE OWNERS OF THE NOTES, OR TO ANY OTHER PERSON OR ENTITY. NONE OF THE MSCI PARTIES HAS ANY OBLIGATION TO TAKE THE NEEDS OF US OR OWNERS OF THE NOTES OR ANY OTHER PERSON OR ENTITY INTO CONSIDERATION IN DETERMINING, COMPOSING, OR CALCULATING THE MSCI EAFE INDEX OR THE MSCI EMERGING MARKETS INDEX. NONE OF THE MSCI PARTIES IS RESPONSIBLE FOR OR HAS PARTICIPATED IN THE DETERMINATION OF THE TIMING OF, PRICES AT, OR QUANTITIES OF THE NOTES TO BE ISSUED OR IN THE DETERMINATION OR CALCULATION OF THE AMOUNT THAT MAY BE PAID AT MATURITY ON THE NOTES. NONE OF THE MSCI PARTIES HAS ANY OBLIGATION OR LIABILITY TO US OR TO OWNERS OF THE NOTES OR ANY OTHER PERSON OR ENTITY IN CONNECTION WITH THE ADMINISTRATION, MARKETING OR, OFFERING OF THE NOTES.

Market-Linked Step Up Notes

Linked to a Global Equity Basket, due June , 2014

ALTHOUGH MSCI SHALL OBTAIN INFORMATION FOR INCLUSION IN OR FOR USE IN THE CALCULATION OF THE MSCI EAFE INDEX OR THE MSCI EMERGING MARKETS INDEX FROM SOURCES THAT MSCI CONSIDERS RELIABLE, NONE OF THE MSCI PARTIES WARRANTS OR GUARANTEES THE ORIGINALITY, ACCURACY, AND/OR COMPLETENESS OF THE MSCI EAFE INDEX, THE MSCI EMERGING MARKETS INDEX, OR ANY DATA INCLUDED THEREIN OR THE RESULTS TO BE OBTAINED BY US, OWNERS OF THE NOTES, OR ANY OTHER PERSON OR ENTITY, FROM THE USE OF THE MSCI EAFE INDEX, THE MSCI EMERGING MARKETS INDEX, OR ANY DATA INCLUDED THEREIN AND NONE OF THE MSCI PARTIES SHALL HAVE ANY LIABILITY TO ANY PERSON OR ENTITY FOR ANY ERRORS, OMISSIONS, OR INTERRUPTIONS OF OR IN CONNECTION WITH THE MSCI EAFE INDEX, THE MSCI EMERGING MARKETS INDEX, OR ANY DATA INCLUDED THEREIN. FURTHER, NONE OF THE MSCI PARTIES MAKES ANY EXPRESS OR IMPLIED WARRANTIES OF ANY KIND AND THE MSCI PARTIES HEREBY EXPRESSLY DISCLAIM ALL WARRANTIES (INCLUDING, WITHOUT LIMITATION AND FOR PURPOSES OF EXAMPLE ONLY, ALL WARRANTIES OF TITLE, SEQUENCE, AVAILABILITY, ORIGINALITY, ACCURACY, COMPLETENESS, TIMELINESS, NON-INFRINGEMENT, MERCHANTABILITY, AND FITNESS FOR A PARTICULAR PURPOSE AND ALL IMPLIED WARRANTIES ARISING FROM TRADE USAGE, COURSE OF DEALING, AND COURSE OF PERFORMANCE) WITH RESPECT TO THE MSCI EAFE INDEX, THE MSCI EMERGING MARKETS INDEX, AND ALL DATA INCLUDED THEREIN. WITHOUT LIMITING THE GENERALITY OF ANY OF THE FOREGOING, IN NO EVENT SHALL ANY OF THE MSCI PARTIES HAVE ANY LIABILITY TO ANY PERSON OR ENTITY FOR ANY DAMAGES, WHETHER DIRECT, INDIRECT, SPECIAL, INCIDENTAL, PUNITIVE, CONSEQUENTIAL (INCLUDING, WITHOUT LIMITATION, LOSS OF USE, LOSS OF PROFITS OR REVENUES, OR OTHER ECONOMIC LOSS), AND WHETHER IN TORT (INCLUDING, WITHOUT LIMITATION, STRICT LIABILITY, AND NEGLIGENCE), CONTRACT, OR OTHERWISE, EVEN IF IT MIGHT HAVE ANTICIPATED, OR WAS ADVISED OF, THE POSSIBILITY OF SUCH DAMAGES.

No purchaser, seller, or holder of the notes, or any other person or entity, should use or refer to any MSCI trade name, trademark, or service mark to sponsor, endorse, market, or promote the notes without first contacting MSCI to determine whether MSCI's permission is required. Under no circumstances may any person or entity claim any affiliation with MSCI without the prior written permission of MSCI.

Supplement to the Plan of Distribution

We may deliver the notes against payment therefor in New York, New York on a date that is greater than three business days following the pricing date. Under Rule 15c6-1 of the Securities Exchange Act of 1934, trades in the secondary market generally are required to settle in three business days, unless the parties to any such trade expressly agree otherwise. Accordingly, if the initial settlement of the notes occurs more than three business days from the pricing date, purchasers who wish to trade the notes more than three business days prior to the original issue date will be required to specify alternative settlement arrangements to prevent a failed settlement.

The notes will not be listed on any securities exchange. In the original offering of the notes, the notes will be sold in minimum investment amounts of 100 units.

MLPF&S will not receive an underwriting discount for notes sold to certain fee-based trusts and fee-based discretionary accounts managed by U.S. Trust operating through Bank of America, N.A.

If you place an order to purchase the notes, you are consenting to MLPF&S acting as a principal in effecting the transaction for your account.

MLPF&S may repurchase and resell the notes, with repurchases and resales being made at prices related to then-prevailing market prices or at negotiated prices. MLPF&S may act as principal or agent in these market-making transactions; however it is not obligated to engage in any such transactions.

Role of MLPF&S and Conflicts of Interest

MLPF&S, a broker-dealer subsidiary of BAC, is a member of the Financial Industry Regulatory Authority, Inc. ("FINRA") and will participate as selling agent in the distribution of the notes. Accordingly, offerings of the notes will conform to the requirements of Rule 5121 applicable to FINRA members. MLPF&S may not make sales in this offering to any of its discretionary accounts without the prior written approval of the account holder.

Under our distribution agreement with MLPF&S, MLPF&S will purchase the notes from us as principal at the public offering price indicated on the cover of this term sheet, less the indicated underwriting discount. The public offering price includes, in addition to the underwriting discount, a charge of approximately \$0.075 per unit, reflecting an estimated profit earned by MLPF&S from transactions through which the notes are structured and resulting obligations hedged. Actual profits or losses from these hedging transactions may be more or less than this amount. In entering into the hedging arrangements for the notes, we seek competitive terms and may enter into hedging transactions with MLPF&S or another of our affiliates.

All charges related to the notes, including the underwriting discount and the hedging related costs and charges, reduce the economic terms of the notes. For further information regarding these charges, our trading and hedging activities and conflicts of interest, see "Risk Factors – General Risks Relating to the Notes" beginning on page S-8 and "Use of Proceeds" on page S-18 of product supplement SUN-2.

Summary Tax Consequences

You should consider the U.S. federal income tax consequences of an investment in the notes, including the following:

- There is no statutory, judicial, or administrative authority directly addressing the characterization of the notes.
- You agree with us (in the absence of an administrative determination, or judicial ruling to the contrary) to characterize and treat the notes for all tax purposes as a single financial contract with respect to the Market Measure.
- Under this characterization and tax treatment of the notes, a U.S. Holder (as defined beginning on page 62 of the prospectus) generally will recognize capital gain or loss upon maturity or upon a sale or exchange of the notes prior to maturity. This capital gain or loss generally will be long-term capital gain or loss if you held the notes for more than one year.
- No assurance can be given that the IRS or any court will agree with this characterization and tax treatment.

You should consult your own tax advisor concerning the U.S. federal income tax consequences to you of acquiring, owning, and disposing of the notes, as well as any tax consequences arising under the laws of any state, local, foreign, or other tax jurisdiction and the possible effects of changes in U.S. federal or other tax laws. You should review carefully the discussion under the section entitled "U.S. Federal Income Tax Summary" beginning on page S-32 of product supplement SUN-2.

Where You Can Find More Information

We have filed a registration statement (including a product supplement, a prospectus supplement, and a prospectus) with the SEC for the offering to which this term sheet relates. Before you invest, you should read the Note Prospectus, including this term sheet, and the other documents that we have filed with the SEC, for more complete information about us and this offering. You may get these documents without cost by visiting EDGAR on the SEC website at www.sec.gov. Alternatively, we, any agent, or any dealer participating in this offering will arrange to send you these documents if you so request by calling MLPF&S toll-free at 1-866-500-5408.

Market-Linked Investments Classification

Enhanced Return

MLPF&S classifies certain market-linked investments (the "Market-Linked Investments") into categories, each with different investment characteristics. The following description is meant solely for informational purposes and is not intended to represent any particular Enhanced Return Market-Linked Investment or guarantee any performance.

Enhanced Return Market-Linked Investments are short- to medium-term investments that offer you a way to enhance exposure to a particular market view without taking on a similarly enhanced level of market downside risk. They can be especially effective in a flat to moderately positive market (or, in the case of bearish investments, a flat to moderately negative market). In exchange for the potential to receive better-than market returns on the linked asset, you must generally accept market downside risk and capped upside potential. As these investments are not market downside protected, and do not assure full repayment of principal at maturity, you need to be prepared for the possibility that you may lose all or part of your investment.