

**CALCULATION OF REGISTRATION FEE**

Title of Each Class of Securities to be Registered	Amount to be Registered	Proposed Maximum Offering Price Per Unit	Proposed Maximum Aggregate Offering Price	Amount of Registration Fee <sup>(1)</sup>
Enhanced Market-Linked Step Up Notes with Buffer Linked to the Dow Jones Industrial Average <sup>SM</sup> , due June 26, 2015	2,872,287	\$10.00	\$28,722,870	\$3,291.64

<sup>(1)</sup> Calculated in accordance with Rule 457(r) of the Securities Act of 1933.

2,872,287 Units  
 \$10 principal amount per unit  
 CUSIP No. 0651R378

Pricing Date  
 Settlement Date  
 Maturity Date

June 28, 2012  
 July 6, 2012  
 June 26, 2015



## Enhanced Market-Linked Step Up Notes with Buffer Linked to the Dow Jones Industrial Average<sup>SM</sup>

- Maturity of approximately three years
- If the Index is greater than or equal to 90% of the Starting Value up to the Step Up Value, a return of 28.05%
- If the Index increases above the Step Up Value, a return equal to the percentage increase in the Index
- 1-to-1 downside exposure to decreases in the Index beyond a 10% decline, with up to 90% of your principal at risk
- All payments at maturity subject to the credit risk of Bank of America Corporation
- No periodic interest payments
- Limited secondary market liquidity, with no exchange listing



The notes are being issued by Bank of America Corporation ("BAC"). There are important differences between the notes and a conventional debt security, including different investment risks. See "Risk Factors" on page TS-6 of this term sheet and beginning on page S-8 of product supplement SUN-2.

None of the Securities and Exchange Commission (the "SEC"), any state securities commission, or any other regulatory body has approved or disapproved of these securities or determined if this Note Prospectus (as defined below) is truthful or complete. Any representation to the contrary is a criminal offense.

	Per Unit	Total
Public offering price	\$10.000	\$28,722,870.00
Underwriting discount	\$ 0.225	\$646,264.57
Proceeds, before expenses, to BAC	\$ 9.775	\$28,076,605.43

The notes:

Are Not FDIC Insured	Are Not Bank Guaranteed	May Lose Value
----------------------	-------------------------	----------------

**Merrill Lynch & Co.**

June 28, 2012

# Enhanced Market-Linked Step Up Notes with Buffer

Linked to the Dow Jones Industrial Average<sup>SM</sup>, due June 26, 2015

## Summary

The Enhanced Market-Linked Step Up Notes with Buffer Linked to the Dow Jones Industrial Average<sup>SM</sup> Index due June 26, 2015 (the "notes") are our senior unsecured debt securities. The notes are not guaranteed or insured by the Federal Deposit Insurance Corporation or secured by collateral. **The notes will rank equally with all of our other unsecured and unsubordinated debt. Any payments due on the notes, including any repayment of principal, will be subject to the credit risk of BAC.** The notes provide you with a Step Up Payment if the Ending Value (as determined below) of the Dow Jones Industrial Average<sup>SM</sup> Index (the "Index") is equal to or greater than the Threshold Value, but is not greater than the Step Up Value. If the Ending Value is greater than the Step Up Value, you will participate on a 1-for-1 basis in the increase in the level of the Index above the Starting Value. If the Ending Value is less than the Threshold Value, you will lose a portion, which could be significant, of the principal amount of your notes.

The terms and risks of the notes are contained in this term sheet and the documents listed below (together, the "Note Prospectus"). The documents have been filed as part of a registration statement with the SEC, which may, without cost, be accessed on the SEC website as indicated below or obtained from MLPF&S by calling 1-866-500-5408:

- Product supplement SUN-2 dated April 2, 2012:  
<http://www.sec.gov/Archives/edgar/data/70858/000119312512146583/d324730d424b5.htm>
- Series L MTN prospectus supplement dated March 30, 2012 and prospectus dated March 30, 2012:  
<http://www.sec.gov/Archives/edgar/data/70858/000119312512143855/d323958d424b5.htm>

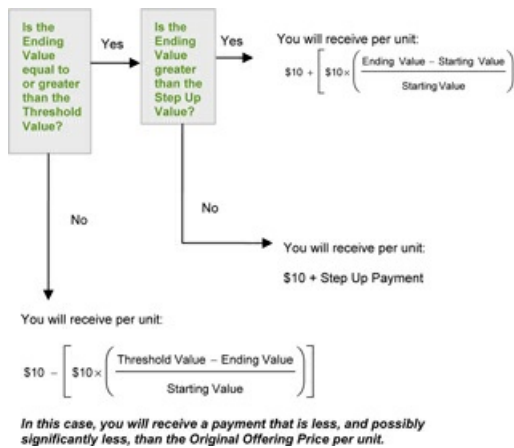
Before you invest, you should read the Note Prospectus, including this term sheet, for information about us and this offering. Any prior or contemporaneous oral statements and any other written materials you may have received are superseded by the Note Prospectus. Capitalized terms used but not defined in this term sheet have the meanings set forth in product supplement SUN-2. Unless otherwise indicated or unless the context requires otherwise, all references in this document to "we," "us," "our," or similar references are to BAC.

## Terms of the Notes

<b>Issuer:</b>	Bank of America Corporation ("BAC")
<b>Original Offering Price:</b>	\$10.00 per unit
<b>Term:</b>	Approximately three years
<b>Market Measure:</b>	Dow Jones Industrial Average <sup>SM</sup> (Bloomberg symbol: "INDU"), a price return index.
<b>Starting Value:</b>	12,602.26
<b>Ending Value:</b>	The closing level of the Market Measure on the scheduled calculation day. The calculation day is subject to postponement in the event of Market Disruption Events, as described beginning on page S-21 of product supplement SUN-2.
<b>Step Up Value:</b>	16,137.19 (128.05% of the Starting Value, rounded to two decimal places).
<b>Step Up Payment:</b>	\$2.805 per unit, which represents a return of 28.05% over the Original Offering Price.
<b>Threshold Value:</b>	11,342.03 (90% of the Starting Value, rounded to two decimal places).
<b>Calculation Day:</b>	June 19, 2015
<b>Calculation Agent:</b>	Merrill Lynch, Pierce, Fenner & Smith Incorporated ("MLPF&S"), a subsidiary of BAC.
<b>Fees Charged:</b>	The public offering price of the notes includes the underwriting discount of \$0.225 per unit as listed on the cover page and an additional charge of \$0.075 per unit more fully described on page TS-10.

## Redemption Amount Determination

On the maturity date, you will receive a cash payment per unit determined as follows:



# Enhanced Market-Linked Step Up Notes with Buffer

Linked to the Dow Jones Industrial Average<sup>SM</sup>, due June 26, 2015

## Investor Considerations

### You may wish to consider an investment in the notes if:

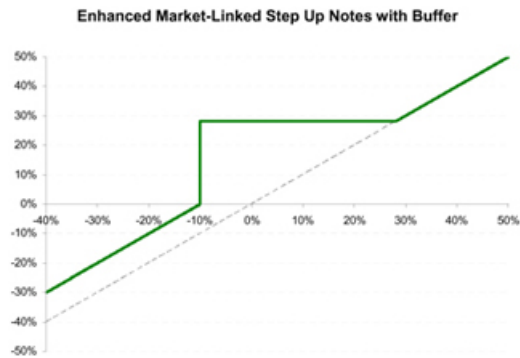
- You anticipate that the Index will increase from the Starting Value to the Ending Value, and in no event will the Ending Value be less than the Threshold Value.
- You are willing to risk a loss of principal and return if the Index decreases from the Starting Value to an Ending Value that is below the Threshold Value.
- You are willing to forgo the interest payments that are paid on traditional interest bearing debt securities.
- You are willing to forego dividends or other benefits of owning the stocks included in the Index.
- You are willing to accept a limited market for sales prior to maturity, and understand that the market prices for the notes, if any, will be affected by various factors, including our actual and perceived creditworthiness, and the fees charged on the notes, as described on TS-2.
- You are willing to assume our credit risk, as issuer of the notes, for all payments under the notes, including the Redemption Amount.

### The notes may not be an appropriate investment for you if:

- You believe that the Index will decrease from the Starting Value to an Ending Value that is less than the Threshold Value.
- You seek 100% principal protection or preservation of capital.
- You seek interest payments or other current income on your investment.
- You want to receive dividends or other distributions paid on the stocks included in the Index.
- You seek an investment for which there will be a liquid secondary market.
- You are unwilling or are unable to take market risk on the notes or to take our credit risk as issuer of the notes.

We urge you to consult your investment, legal, tax, accounting, and other advisors before you invest in the notes.

## Hypothetical Payout Profile



This graph reflects the returns on the notes, based on the Step Up Payment of \$2.805, the Step Up Value of 128.05% of the Starting Value and the Threshold Value of 90% of the Starting Value. The green line reflects the returns on the notes, while the dotted gray line reflects the returns of a direct investment in the stocks included in the Index, excluding dividends.

This graph has been prepared for purposes of illustration only.

# Enhanced Market-Linked Step Up Notes with Buffer

Linked to the Dow Jones Industrial Average<sup>SM</sup>, due June 26, 2015

## Hypothetical Payments at Maturity

The following table and examples are for purposes of illustration only. They are based on **hypothetical** values and show **hypothetical** returns on the notes. **The actual amount you receive and the resulting total rate of return will depend on the actual Starting Value, Threshold Value, Ending Value, Step Up Value, and the term of your investment.**

The following table is based on a Starting Value of 100, a Threshold Value of 90, a Step Up Value of 128.05, and the Step Up Payment of \$2.805 per unit. It illustrates the effect of a range of Ending Values on the Redemption Amount per unit of the notes and the total rate of return to holders of notes. The following examples do not take into account any tax consequences from investing in the notes.

<u>Ending Value</u>	<u>Percentage Change from the Starting Value to the Ending Value</u>	<u>Redemption Amount per Unit</u>	<u>Total Rate of Return on the Notes</u>
50.00	-50.00%	\$6.000	-40.00%
60.00	-40.00%	\$7.000	-30.00%
70.00	-30.00%	\$8.000	-20.00%
80.00	-20.00%	\$9.000	-10.00%
85.00	-15.00%	\$9.500	-5.00%
90.00 (1)	-10.00%	\$12.805 (3)	28.05%
95.00	-5.00%	\$12.805	28.05%
98.00	-2.00%	\$12.805	28.05%
100.00 (2)	0.00%	\$12.805	28.05%
102.00	2.00%	\$12.805	28.05%
105.00	5.00%	\$12.805	28.05%
110.00	10.00%	\$12.805	28.05%
120.00	20.00%	\$12.805	28.05%
125.00	25.00%	\$12.805	28.05%
128.05 (4)	28.05%	\$12.805	28.05%
130.00	30.00%	\$13.000	30.00%
140.00	40.00%	\$14.000	40.00%
150.00	50.00%	\$15.000	50.00%

(1) This is the **hypothetical** Threshold Value.

(2) The **hypothetical** Starting Value of 100 used in these examples has been chosen for illustrative purposes only. The actual Starting Value is 12,602.26, which was the closing level of the Index on the pricing date.

(3) This amount represents the sum of the Original Offering Price and the **hypothetical** Step Up Payment of \$2.805.

(4) This is the **hypothetical** Step Up Value.

For recent actual levels of the Market Measure, see "The Index" section below. The Index is a price return index and as such the Ending Value will not include any income generated by dividends paid on the stocks included in the Index, which you would otherwise be entitled to receive if you invested in those stocks directly. In addition, all payments on the notes are subject to issuer credit risk.

### Redemption Amount Calculation Examples

#### Example 1

The Ending Value is 80, or 80% of the Starting Value:

Starting Value: 100  
Threshold Value: 90  
Ending Value: 80

$$\$10 - \left[ \$10 \times \left( \frac{90 - 80}{100} \right) \right] = \$9.00 \quad \text{Redemption Amount per unit}$$

#### Example 2

The Ending Value is 95, or 95% of the Starting Value:

Starting Value: 100  
Threshold Value: 90  
Ending Value: 95

$\$10.000 + 2.805 = \$12.805$  Redemption Amount per unit, *the Original Offering Price plus the Step Up Payment, even though the Ending Value is less than the Starting Value, and since the Ending Value is equal to or greater than the Threshold Value, but less than the Step Up Value.*

# Enhanced Market-Linked Step Up Notes with Buffer

Linked to the Dow Jones Industrial Average<sup>SM</sup>, due June 26, 2015

## Example 3

The Ending Value is 110, or 110% of the Starting Value:

Starting Value:	100
Step Up Value:	128.05
Ending Value:	110

$\$10.000 + 2.805 = \$12.805$  Redemption Amount per unit, *the Original Offering Price plus the Step Up Payment, since the Ending Value is equal to or greater than the Threshold Value, but less than the Step Up Value.*

## Example 4

The Ending Value is 150, or 150% of the Starting Value:

Starting Value:	100
Step Up Value:	128.05
Ending Value:	150

$$\$10 + \left[ \$10 \times \left( \frac{150 - 100}{100} \right) \right] = \$15.00 \text{ Redemption Amount per unit}$$

# Enhanced Market-Linked Step Up Notes with Buffer

Linked to the Dow Jones Industrial Average<sup>SM</sup>, due June 26, 2015

## Risk Factors

*There are important differences between the notes and a conventional debt security. An investment in the notes involves significant risks, including those listed below. You should carefully review the more detailed explanation of risks relating to the notes in the "Risk Factors" sections beginning on page S-8 of product supplement SUN-2, page S-5 of the MTN prospectus supplement, and page 8 of the prospectus identified above under "Summary." We also urge you to consult your investment, legal, tax, accounting, and other advisors before you invest in the notes.*

- Depending on the performance of the Index as measured shortly before the maturity date, your investment may result in a loss; there is no guaranteed return of principal.
- Your yield may be less than the yield you could earn by owning a conventional debt security of comparable maturity.
- Payments on the notes are subject to our credit risk, and actual or perceived changes in our creditworthiness are expected to affect the value of the notes. If we become insolvent or are unable to pay our obligations, you may lose your entire investment.
- If you attempt to sell the notes prior to maturity, their market value may be lower than the price you paid for the notes due to, among other things, the inclusion of fees charged for developing, hedging and distributing the notes, as described on page TS-10 and various credit, market and economic factors that interrelate in complex and unpredictable ways.
- A trading market is not expected to develop for the notes. MLPF&S is not obligated to make a market for, or to repurchase, the notes.
- Our business activities as a full service financial institution, including our commercial and investment banking activities, our hedging and trading activities (including trades in shares of companies included in the Index) and any hedging and trading activities we engage in for our clients' accounts, may affect the market value of the notes and their return and may create conflicts of interest with you.
- The Index sponsor may adjust the Index in a way that affects its level, and has no obligation to consider your interests.
- You will have no rights of a holder of the securities represented by the Index, and you will not be entitled to receive securities or dividends or other distributions by the issuers of those securities.
- While we or our affiliates may from time to time own shares of companies included in the Index, except to the extent that our common stock is included in the Index, we do not control any company included in the Index, and are not responsible for any disclosure made by any other company.
- There may be potential conflicts of interest involving the calculation agent. We have the right to appoint and remove the calculation agent.
- The U.S. federal income tax consequences of the notes are uncertain, and may be adverse to a holder of the notes. See "Summary Tax Consequences" below and "U.S. Federal Income Tax Summary" beginning on page S-32 of product supplement SUN-2.

# Enhanced Market-Linked Step Up Notes with Buffer

Linked to the Dow Jones Industrial Average<sup>SM</sup>, due June 26, 2015

## The Index

All disclosures contained in this term sheet regarding the Index, including, without limitation, its make up, method of calculation, and changes in its components, have been derived from publicly available sources. The information reflects the policies of Dow Jones Indexes, the marketing name of CME Group Index Services LLC ("CME Indexes", the "Index Sponsor"), and is subject to change by Dow Jones Indexes. Dow Jones Indexes has no obligation to continue to publish, and may discontinue publication of, the Index. The consequences of Dow Jones Indexes discontinuing publication of the Index are discussed beginning on page S-25 of product supplement SUN-2 entitled "Description of the Notes — Discontinuance of a Market Measure. None of us, the calculation agent, or the selling agent accepts any responsibility for the calculation, maintenance, or publication of the Index or any successor index.

### Publication of the Index

Unless otherwise stated, all information on the Index provided in this term sheet is derived from Dow Jones Indexes, the marketing name and a licensed trademark of CME Indexes. The Index is a price-weighted index, which means an underlying stock's weight in the Index is based on its price per share rather than the total market capitalization of the issuer. The Index is designed to provide an indication of the composite performance of 30 common stocks of corporations representing a broad cross-section of U.S. industry. The corporations represented in the Index tend to be market leaders in their respective industries and their stocks are typically widely held by individuals and institutional investors.

The Index is maintained by an Averages Committee comprised of the Managing Editor of The Wall Street Journal ("WSJ"), the head of Dow Jones Indexes research and the head of CME Group Inc. research. The Averages Committee was created in March 2010, when Dow Jones Indexes became part of CME Group Index Services, LLC, a joint venture company owned 90% by CME Group Inc. and 10% by Dow Jones & Company. Generally, composition changes occur only after mergers, corporate acquisitions or other dramatic shifts in a component's core business. When such an event necessitates that one component be replaced, the entire Index is reviewed. As a result, when changes are made they typically involve more than one component. While there are no rules for component selection, a stock typically is added only if it has an excellent reputation, demonstrates sustained growth, is of interest to a large number of investors and accurately represents the sector(s) covered by the average.

Changes in the composition of the Index are made entirely by the Averages Committee without consultation with the corporations represented in the Index, any stock exchange, any official agency or us. Changes to the common stocks included in the Index tend to be made infrequently, and the underlying stocks of the Index may be changed at any time for any reason. The companies currently represented in the Index are incorporated in the United States and its territories and their stocks are listed on the New York Stock Exchange and NASDAQ.

The Index initially consisted of 12 common stocks and was first published in the WSJ in 1896. The Index was increased to include 20 common stocks in 1916 and to 30 common stocks in 1928. The number of common stocks in the Index has remained at 30 since 1928, and, in an effort to maintain continuity, the constituent corporations represented in the Index have been changed on a relatively infrequent basis. Nine main groups of companies constitute the Index, with the approximate sector weights of the Index as of May 31, 2012 indicated in parentheses: Industrials (20.45%); Technology (17.52%); Consumer Services (15.28%); Oil & Gas (10.81%); Consumer Goods (10.70%); Financials (9.70%); Health Care (7.44%); Telecommunications (4.63%); and Basic Materials (3.47%).

### Computation of the Index

The level of the Index is the sum of the primary exchange prices of each of the 30 component stocks included in the Index, divided by a divisor that is designed to provide a meaningful continuity in the level of the Index. Because the Index is price-weighted, stock splits or changes in the component stocks could result in distortions in the Index level. In order to prevent these distortions related to extrinsic factors, the divisor is periodically changed in accordance with a mathematical formula that reflects adjusted proportions within the Index. The current divisor of the Index is published daily in the WSJ and other publications. In addition, other statistics based on the Index may be found in a variety of publicly available sources.



# Enhanced Market-Linked Step Up Notes with Buffer

Linked to the Dow Jones Industrial Average<sup>SM</sup>, due June 26, 2015

The following table presents the listing symbol, industry group, price per share, and component stock weight for each of the component stocks in the Index based on publicly available information on May 31, 2012.

Issuer of Component Stock <sup>(1)</sup>	Symbol	Industry	Price Per Share <sup>(2)</sup>	Component Stock Weight <sup>(2)</sup>
3M Company	MMM	Diversified Industrials	\$84.41	5.15%
Alcoa Inc.	AA	Aluminum	\$8.55	0.52%
American Express Company	AXP	Consumer Finance	\$55.83	3.41%
AT&T Inc.	T	Fixed Line Telecommunications	\$34.17	2.09%
Bank of America Corporation	BAC	Banks	\$7.35	0.45%
The Boeing Company	BA	Aerospace	\$69.61	4.25%
Caterpillar Inc.	CAT	Commercial Vehicles & Trucks	\$87.62	5.35%
Chevron Corporation	CVX	Integrated Oil & Gas	\$98.31	6.00%
Cisco Systems, Inc.	CSCO	Telecommunications Equipment	\$16.33	1.00%
The Coca-Cola Company	KO	Soft Drinks	\$74.73	4.56%
E. I. du Pont de Nemours and Company	DD	Commodity Chemicals	\$48.26	2.95%
Exxon Mobil Corporation	XOM	Integrated Oil & Gas	\$78.63	4.80%
General Electric Company	GE	Diversified Industrials	\$19.09	1.17%
Hewlett-Packard Company	HPQ	Computer Hardware	\$22.68	1.39%
The Home Depot, Inc.	HD	Home Improvement Retailers	\$49.34	3.01%
Intel Corporation	INTC	Semiconductors	\$25.84	1.58%
International Business Machines Corporation	IBM	Computer Services	\$192.90	11.78%
Johnson & Johnson	JNJ	Pharmaceuticals	\$62.43	3.81%
JPMorgan Chase & Co.	JPM	Banks	\$33.15	2.02%
Kraft Foods Inc.	KFT	Food Products	\$38.27	2.34%
McDonald's Corporation	MCD	Restaurants & Bars	\$89.34	5.46%
Merck & Co., Inc.	MRK	Pharmaceuticals	\$37.58	2.29%
Microsoft Corporation	MSFT	Software	\$29.19	1.78%
Pfizer Inc.	PFE	Pharmaceuticals	\$21.87	1.34%
The Procter & Gamble Company	PG	Nondurable Household Products	\$62.29	3.80%
The Travelers Companies, Inc.	TRV	Property & Casualty Insurance	\$62.49	3.82%
United Technologies Corporation	UTX	Aerospace	\$74.11	4.53%
Verizon Communications, Inc.	VZ	Fixed Line Telecommunications	\$41.64	2.54%
Wal-Mart Stores, Inc.	WMT	Broadline Retailers	\$65.82	4.02%
The Walt Disney Company	DIS	Broadcasting & Entertainment	\$45.71	2.79%

(1) The inclusion of a component stock in the Index should not be considered a recommendation to buy or sell that stock and neither we nor any of our affiliates make any representation to any purchaser of the notes as to the performance of the Index or any component stock included in the Index. Beneficial owners of the notes will not have any right to the component stocks included in the Index or any dividends paid on those stocks.

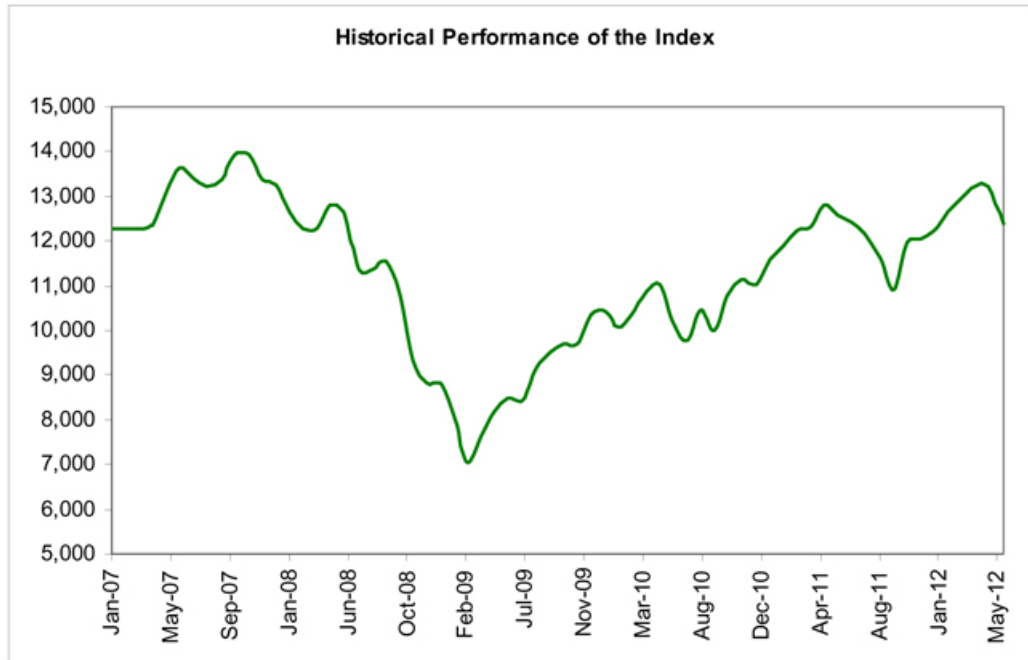
(2) Information obtained from Bloomberg Financial Markets.

Neither we nor any of our affiliates, including the selling agent, accepts any responsibility for the calculation, maintenance, or publication of, or for any error, omission, or disruption in, the Index or any successor to the Index. Dow Jones and CME Indexes do not guarantee the accuracy or the completeness of the Index or any data included in the Index. Dow Jones and CME Indexes assume no liability for any errors, omissions, or disruption in the calculation and dissemination of the Index. Dow Jones and CME Indexes disclaim all responsibility for any errors or omissions in the calculation and dissemination of the Index or the manner in which the Index is applied in determining the amount payable on the notes at maturity.

# Enhanced Market-Linked Step Up Notes with Buffer

Linked to the Dow Jones Industrial Average<sup>SM</sup>, due June 26, 2015

The following graph shows the monthly historical performance of the Index in the period from January 2007 through May 2012. We obtained this historical data from Bloomberg L.P. We have not independently verified the accuracy or completeness of the information obtained from Bloomberg L.P. On the pricing date, the closing level of the Index was 12,602.26.



*This historical data on the Index is not necessarily indicative of the future performance of the Index or what the value of the notes may be. Any historical upward or downward trend in the level of the Index during any period set forth above is not an indication that the level of the Index is more or less likely to increase or decrease at any time over the term of the notes.*

Before investing in the notes, you should consult publicly available sources for the levels and trading pattern of the Index.

## License Agreement

The "DJIA<sup>SM</sup>" is a product of Dow Jones Indexes, the marketing name and a licensed trademark of CME Indexes and has been licensed for use. "Dow Jones", "Dow Jones Industrial Average<sup>SM</sup>", "Dow Jones Indexes" and "DJIA" are service marks of Dow Jones and have been licensed for use for certain purposes by us. The notes based on the Dow Jones Industrial Average<sup>SM</sup> are not sponsored, endorsed, sold or promoted by Dow Jones, CME Indexes or their respective affiliates and Dow Jones, CME Indexes and their respective affiliates make no representation regarding the advisability of investing in the notes.

The only relationship of Dow Jones, CME Indexes, or any of their respective affiliates to us is the licensing of certain trademarks, trade names and service marks of Dow Jones and of the DJIA<sup>SM</sup>, which is determined, composed and calculated by CME Indexes without regard to us or the notes. Dow Jones and CME Indexes have no obligation to take the needs of us or the owners of the notes into consideration in determining, composing, or calculating DJIA<sup>SM</sup>. Dow Jones, CME Indexes, and their respective affiliates are not responsible for and have not participated in the determination of the timing of, prices at, or quantities of the notes to be issued or in the determination or calculation of the equation by which the notes are to be converted into cash. Dow Jones, CME Indexes, and their respective affiliates have no obligation or liability in connection with the administration, marketing or trading of the notes. Notwithstanding the foregoing, CME Group Inc. and its affiliates may independently issue and/or sponsor financial products unrelated to the notes currently being issued by us, but which may be similar to and competitive with the notes. In addition, CME Group Inc. and its affiliates may trade financial products which are linked to the performance of the DJIA<sup>SM</sup>. It is possible that this trading activity will affect the value of the DJIA<sup>SM</sup> and the notes.

DOW JONES, CME INDEXES, AND THEIR RESPECTIVE AFFILIATES DO NOT GUARANTEE THE ACCURACY AND/OR THE COMPLETENESS OF THE DJIA<sup>SM</sup> OR ANY DATA INCLUDED THEREIN AND DOW JONES, CME INDEXES AND THEIR RESPECTIVE AFFILIATES SHALL HAVE NO LIABILITY FOR ANY ERRORS, OMISSIONS, OR INTERRUPTIONS THEREIN. DOW JONES, CME INDEXES, AND THEIR RESPECTIVE AFFILIATES MAKE NO WARRANTY, EXPRESS OR IMPLIED, AS TO RESULTS TO BE OBTAINED BY US, OWNERS OF THE NOTES, OR ANY OTHER PERSON OR ENTITY FROM THE USE OF THE DJIA<sup>SM</sup> OR ANY DATA INCLUDED THEREIN. DOW JONES, CME INDEXES, AND THEIR RESPECTIVE AFFILIATES MAKE NO EXPRESS OR IMPLIED WARRANTIES, AND EXPRESSLY DISCLAIM ALL WARRANTIES, OF MERCHANTABILITY OR FITNESS FOR A PARTICULAR PURPOSE OR USE WITH RESPECT TO THE DJIA<sup>SM</sup> OR ANY DATA INCLUDED THEREIN. WITHOUT LIMITING ANY OF THE FOREGOING, IN NO EVENT SHALL DOW JONES, CME INDEXES, OR THEIR RESPECTIVE AFFILIATES HAVE ANY LIABILITY FOR ANY LOST PROFITS OR INDIRECT, PUNITIVE, SPECIAL OR CONSEQUENTIAL DAMAGES OR LOSSES, EVEN IF NOTIFIED OF THE POSSIBILITY THEREOF. THERE ARE NO THIRD PARTY BENEFICIARIES OF ANY AGREEMENTS OR ARRANGEMENTS BETWEEN CME INDEXES AND US, OTHER THAN THE LICENSORS OF CME INDEXES.

# Enhanced Market-Linked Step Up Notes with Buffer

Linked to the Dow Jones Industrial Average<sup>SM</sup>, due June 26, 2015

## Supplement to the Plan of Distribution

We will deliver the notes against payment therefor in New York, New York on a date that is greater than three business days following the pricing date. Under Rule 15c6-1 of the Securities Exchange Act of 1934, trades in the secondary market generally are required to settle in three business days, unless the parties to any such trade expressly agree otherwise. Accordingly, purchasers who wish to trade the notes more than three business days prior to the original issue date will be required to specify alternative settlement arrangements to prevent a failed settlement.

The notes will not be listed on any securities exchange. In the original offering of the notes, the notes will be sold in minimum investment amounts of 100 units.

If you place an order to purchase the notes, you are consenting to MLPF&S acting as a principal in effecting the transaction for your account.

MLPF&S may repurchase and resell the notes, with repurchases and resales being made at prices related to then-prevailing market prices or at negotiated prices. MLPF&S may act as principal or agent in these market-making transactions; however it is not obligated to engage in any such transactions.

## Role of MLPF&S and Conflicts of Interest

MLPF&S, a broker-dealer subsidiary of BAC, is a member of the Financial Industry Regulatory Authority, Inc. ("FINRA") and will participate as selling agent in the distribution of the notes. Accordingly, offerings of the notes will conform to the requirements of Rule 5121 applicable to FINRA members. MLPF&S may not make sales in this offering to any of its discretionary accounts without the prior written approval of the account holder.

Under our distribution agreement with MLPF&S, MLPF&S will purchase the notes from us as principal at the public offering price indicated on the cover of this term sheet, less the indicated underwriting discount. The public offering price includes, in addition to the underwriting discount, a charge of approximately \$0.075 per unit, reflecting an estimated profit earned by MLPF&S from transactions through which the notes are structured and resulting obligations hedged. Actual profits or losses from these hedging transactions may be more or less than this amount. In entering into the hedging arrangements for the notes, we seek competitive terms and may enter into hedging transactions with MLPF&S or another of our affiliates.

All charges related to the notes, including the underwriting discount and the hedging related costs and charges, reduce the economic terms of the notes. For further information regarding these charges, our trading and hedging activities and conflicts of interest, see "Risk Factors — General Risks Relating to the Notes" beginning on page S-8 and "Use of Proceeds" on page S-18 of product supplement SUN-2.

## Summary Tax Consequences

You should consider the U.S. federal income tax consequences of an investment in the notes, including the following:

- There is no statutory, judicial, or administrative authority directly addressing the characterization of the notes.
- You agree with us (in the absence of an administrative determination, or judicial ruling to the contrary) to characterize and treat the notes for all tax purposes as a single financial contract with respect to the Market Measure.
- Under this characterization and tax treatment of the notes, a U.S. Holder (as defined beginning on page 62 of the prospectus) generally will recognize capital gain or loss upon maturity or upon a sale or exchange of the notes prior to maturity. This capital gain or loss generally will be long-term capital gain or loss if you held the notes for more than one year.
- No assurance can be given that the IRS or any court will agree with this characterization and tax treatment.

**You should consult your own tax advisor concerning the U.S. federal income tax consequences to you of acquiring, owning, and disposing of the notes, as well as any tax consequences arising under the laws of any state, local, foreign, or other tax jurisdiction and the possible effects of changes in U.S. federal or other tax laws. You should review carefully the discussion under the section entitled "U.S. Federal Income Tax Summary" beginning on page S-32 of product supplement SUN-2.**

# Enhanced Market-Linked Step Up Notes with Buffer

Linked to the Dow Jones Industrial Average<sup>SM</sup>, due June 26, 2015

## Validity of the Notes

In the opinion of McGuireWoods LLP, as counsel to BAC, when the trustee has made an appropriate entry on Schedule 1 to the Master Registered Global Senior Note, dated March 30, 2012 (the "Master Note") identifying the notes offered hereby as supplemental obligations thereunder in accordance with the instructions of BAC, and the notes have been delivered against payment therefor as contemplated in this Note Prospectus, all in accordance with the provisions of the Senior Indenture, such notes will be legal, valid and binding obligations of BAC, subject to applicable bankruptcy, reorganization, insolvency, moratorium, fraudulent conveyance or other similar laws affecting the rights of creditors now or hereafter in effect, and to equitable principles that may limit the right to specific enforcement of remedies, and further subject to 12 U.S.C. §1818(b)(6)(D) (or any successor statute) and any bank regulatory powers now or hereafter in effect and to the application of principles of public policy. This opinion is given as of the date hereof and is limited to the federal laws of the United States, the laws of the State of New York and the Delaware General Corporation Law (including the statutory provisions, all applicable provisions of the Delaware Constitution and reported judicial decisions interpreting the foregoing). In addition, this opinion is subject to the assumption that the trustee's certificate of authentication of the Master Note has been manually signed by one of the trustee's authorized officers and to customary assumptions about the trustee's authorization, execution and delivery of the Senior Indenture, the validity, binding nature and enforceability of the Senior Indenture with respect to the trustee, the legal capacity of natural persons, the genuineness of signatures, the authenticity of all documents submitted to McGuireWoods LLP as originals, the conformity to original documents of all documents submitted to McGuireWoods LLP as photocopies thereof, the authenticity of the originals of such copies and certain factual matters, all as stated in the letter of McGuireWoods LLP dated March 30, 2012, which has been filed as an exhibit to BAC's Registration Statement relating to the notes filed with the SEC on March 30, 2012.

## Where You Can Find More Information

We have filed a registration statement (including a product supplement, a prospectus supplement, and a prospectus) with the SEC for the offering to which this term sheet relates. Before you invest, you should read the Note Prospectus, including this term sheet, and the other documents that we have filed with the SEC, for more complete information about us and this offering. You may get these documents without cost by visiting EDGAR on the SEC website at [www.sec.gov](http://www.sec.gov). Alternatively, we, any agent, or any dealer participating in this offering will arrange to send you these documents if you so request by calling MLPF&S toll-free at 1-866-500-5408.

## Market-Linked Investments Classification



### Enhanced Return

*MLPF&S classifies certain market-linked investments (the "Market-Linked Investments") into categories, each with different investment characteristics. The following description is meant solely for informational purposes and is not intended to represent any particular Enhanced Return Market-Linked Investment or guarantee any performance.*

Enhanced Return Market-Linked Investments are short- to medium-term investments that offer you a way to enhance exposure to a particular market view without taking on a similarly enhanced level of market downside risk. They can be especially effective in a flat to moderately positive market (or, in the case of bearish investments, a flat to moderately negative market). In exchange for the potential to receive better-than market returns on the linked asset, you must generally accept market downside risk and capped upside potential. As these investments are not market downside protected, and do not assure full repayment of principal at maturity, you need to be prepared for the possibility that you may lose all or part of your investment.