

CALCULATION OF REGISTRATION FEE

Title of Each Class of Securities to be Registered	Amount to be Registered	Proposed Maximum Offering Price Per Unit	Proposed Maximum Aggregate Offering Price	Amount of Registration Fee(1)
Capped Leveraged Return Notes® Linked to the NYSE Arca Gold Miners Index, due June 26, 2015	1,894,973	\$10.00	\$18,949,730.00	\$2,584.74

(1) Calculated in accordance with Rule 457(r) of the Securities Act of 1933.

1,894,973 Units \$10 principal amount per unit CUSIP No. 06053F166	Pricing Date Settlement Date Maturity Date	June 27, 2013 July 5, 2013 June 26, 2015
--	--	--



Capped Leveraged Index Return Notes[®] Linked to the NYSE Arca Gold Miners Index

- Maturity of approximately two years
- 3-to-1 upside exposure to increases in the Index, subject to a capped return of 63.63%
- 1-to-1 downside exposure to decreases in the Index beyond a 5% decline, with up to 95% of your principal at risk
- All payments occur at maturity and are subject to the credit risk of Bank of America Corporation
- No periodic interest payments
- Limited secondary market liquidity, with no exchange listing



The notes are being issued by Bank of America Corporation ("BAC"). There are important differences between the notes and a conventional debt security, including different investment risks and certain additional costs. See "Risk Factors" and "Additional Risk Factors" beginning on page TS-6 of this term sheet and "Risk Factors" beginning on page PS-6 of product supplement EQUITY INDICES LIRN-1.

The initial estimated value of the notes as of the pricing date is \$9.49 per unit, which is less than the public offering price listed below. See "Summary" on the following page, "Risk Factors" on page TS-6 of this term sheet and "Structuring the Notes" on page TS-12 of this term sheet for additional information. The actual value of your notes at any time will reflect many factors and cannot be predicted with accuracy.

None of the Securities and Exchange Commission (the "SEC"), any state securities commission, or any other regulatory body has approved or disapproved of these securities or determined if this Note Prospectus (as defined below) is truthful or complete. Any representation to the contrary is a criminal offense.

	Per Unit	Total
Public offering price	\$10.00	\$18,949,730.00
Underwriting discount	\$0.20	\$378,994.60
Proceeds, before expenses, to BAC	\$9.80	\$18,570,735.40

The notes:

Are Not FDIC Insured	Are Not Bank Guaranteed	May Lose Value
----------------------	-------------------------	----------------

Merrill Lynch & Co.

June 27, 2013

Capped Leveraged Index Return Notes®

Linked to the NYSE Arca Gold Miners Index, due June 26, 2015

Summary

The Capped Leveraged Index Return Notes® Linked to the NYSE Arca Gold Miners Index, due June 26, 2015 (the "notes") are our senior unsecured debt securities. The notes are not guaranteed or insured by the Federal Deposit Insurance Corporation or secured by collateral. **The notes will rank equally with all of our other unsecured and unsubordinated debt. Any payments due on the notes, including any repayment of principal, will be subject to the credit risk of BAC.** The notes provide you a leveraged return, subject to a cap, if the Ending Value of the Market Measure, which is the NYSE Arca Gold Miners Index (the "Index"), is greater than its Starting Value. If the Ending Value is less than the Threshold Value, you will lose a portion, which could be significant, of the principal amount of your notes. Payments on the notes, including the amount you receive at maturity, will be calculated based on the \$10 principal amount per unit and will depend on our credit risk and the performance of the Index. See "Terms of the Notes" below.

The economic terms of the notes (including the Capped Value) are based on the rate we would pay to borrow funds through the issuance of market-linked notes and the economic terms of certain related hedging arrangements. The implied borrowing rate for market-linked notes is typically lower than the rate we would pay when we issue conventional fixed or floating rate debt securities. This difference in borrowing rate, as well as the underwriting discount and the hedging related charge described below, reduced the economic terms of the notes to you and the initial estimated value of the notes on the pricing date. Due to these factors, the public offering price you pay to purchase the notes is greater than the initial estimated value of the notes.

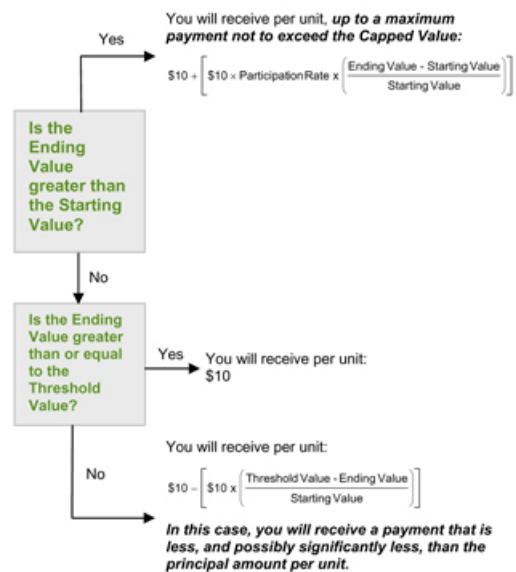
On the cover page of this term sheet, we have provided the initial estimated value for the notes. The initial estimated value was determined based on our and our affiliates' pricing models, which take into consideration our implied borrowing costs and the market prices for the hedging arrangements related to the notes. For more information about the initial estimated value and the structuring of the notes, see "Structuring the Notes" on page TS-12.

Terms of the Notes

Issuer:	Bank of America Corporation ("BAC")
Principal Amount:	\$10.00 per unit
Term:	Approximately two years
Market Measure:	NYSE Arca Gold Miners Index (Bloomberg symbol: "GDM"), a price return index.
Starting Value:	629.25
Ending Value:	The average of the closing levels of the Market Measure on each scheduled calculation day occurring during the maturity valuation period. The calculation days are subject to postponement in the event of Market Disruption Events, as described beginning on page PS-18 of product supplement EQUITY INDICES LIRN-1.
Threshold Value:	597.79 (95% of the Starting Value, rounded to two decimal places).
Capped Value:	\$16.363 per unit of the notes, which represents a return of 63.63% over the principal amount.
Maturity Valuation Period:	June 17, 2015, June 18, 2015, June 19, 2015, June 22, 2015, and June 23, 2015
Participation Rate:	300%
Fees and Charges:	The underwriting discount of \$0.20 per unit listed on the cover page and the hedging related charge of \$0.075 per unit described in "Structuring the Notes" on page TS-12.
Calculation Agent:	Merrill Lynch, Pierce, Fenner & Smith Incorporated ("MLPF&S"), a subsidiary of BAC.

Redemption Amount Determination

On the maturity date, you will receive a cash payment per unit determined as follows:



Capped Leveraged Index Return Notes[®]

Linked to the NYSE Arca Gold Miners Index, due June 26, 2015

The terms and risks of the notes are contained in this term sheet and in the following:

- Product supplement EQUITY INDICES LIRN-1 dated March 28, 2013:
<http://www.sec.gov/Archives/edgar/data/70858/000119312513132947/d512205d424b5.htm>
- Series L MTN prospectus supplement dated March 30, 2012 and prospectus dated March 30, 2012:
<http://www.sec.gov/Archives/edgar/data/70858/000119312512143855/d323958d424b5.htm>

These documents (together, the "Note Prospectus") have been filed as part of a registration statement with the SEC, which may, without cost, be accessed on the SEC website as indicated above or obtained from MLPF&S by calling 1-866-500-5408.

Before you invest, you should read the Note Prospectus, including this term sheet, for information about us and this offering. Any prior or contemporaneous oral statements and any other written materials you may have received are superseded by the Note Prospectus. Capitalized terms used but not defined in this term sheet have the meanings set forth in product supplement EQUITY INDICES LIRN-1. Unless otherwise indicated or unless the context requires otherwise, all references in this document to "we," "us," "our," or similar references are to BAC.

Investor Considerations

You may wish to consider an investment in the notes if:

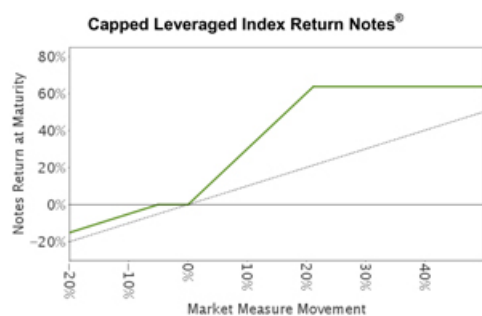
- You anticipate that the Index will increase moderately from the Starting Value to the Ending Value.
- You are willing to risk a loss of principal and return if the Index decreases from the Starting Value to an Ending Value that is below the Threshold Value.
- You accept that the return on the notes, if any, will be capped.
- You are willing to forgo the interest payments that are paid on conventional interest bearing debt securities.
- You are willing to forgo dividends or other benefits of owning the stocks included in the Index.
- You are willing to accept a limited market for sales prior to maturity, and understand that the market prices for the notes, if any, will be affected by various factors, including our actual and perceived creditworthiness, the implied borrowing rate and fees and charges on the notes.
- You are willing to assume our credit risk, as issuer of the notes, for all payments under the notes, including the Redemption Amount.

The notes may not be an appropriate investment for you if:

- You believe that the Index will decrease from the Starting Value or that it will not increase sufficiently over the term of the notes to provide you with your desired return.
- You seek 100% principal protection or preservation of capital.
- You seek an uncapped return on your investment.
- You seek interest payments or other current income on your investment.
- You want to receive dividends or other distributions paid on the stocks included in the Index.
- You seek an investment for which there will be a liquid secondary market.
- You are unwilling or are unable to take market risk on the notes or to take our credit risk as issuer of the notes.

We urge you to consult your investment, legal, tax, accounting, and other advisors before you invest in the notes.

Hypothetical Payout Profile and Examples of Payments at Maturity



This graph reflects the returns on the notes, based on the Participation Rate of 300%, a Threshold Value of 95% of the Starting Value, and the Capped Value of \$16.363. The green line reflects the returns on the notes, while the dotted gray line reflects the returns of a direct investment in the stocks included in the Index, excluding dividends.

This graph has been prepared for purposes of illustration only.

The following table and examples are for purposes of illustration only. They are based on **hypothetical** values and show **hypothetical** returns on the notes. They illustrate the calculation of the Redemption Amount and total rate of return based on a hypothetical Starting Value of 100, a hypothetical Threshold Value of 95, the Participation Rate of 300%, the Capped Value of \$16.363 per unit, and a range of hypothetical Ending Values. **The actual amount you receive and the resulting total rate of return will depend on the actual Starting Value, Threshold Value, Ending Value, and whether you hold the notes to maturity.** The following examples do not take into account any tax consequences from investing in the notes.

For recent actual levels of the Market Measure, see "The Index" section below. The Index is a price return index and as such the Ending Value will not include any income generated by dividends paid on the stocks included in the Index, which you would otherwise be entitled to receive if you invested in those stocks directly. In addition, all payments on the notes are subject to issuer credit risk.

<u>Ending Value</u>	<u>Percentage Change from the Starting Value to the Ending Value</u>	<u>Redemption Amount per Unit</u>	<u>Total Rate of Return on the Notes</u>
60.00	-40.00%	\$6.500	-35.00%
70.00	-30.00%	\$7.500	-25.00%
80.00	-20.00%	\$8.500	-15.00%
85.00	-15.00%	\$9.000	-10.00%
90.00	-10.00%	\$9.500	-5.00%
94.00	-6.00%	\$9.900	-1.00%
95.00 (1)	-5.00%	\$10.000	0.00%
98.00	-2.00%	\$10.000	0.00%
100.00 (2)	0.00%	\$10.000	0.00%
103.00	3.00%	\$10.900	9.00%
106.00	6.00%	\$11.800	18.00%
110.00	10.00%	\$13.000	30.00%
120.00	20.00%	\$16.000	60.00%
130.00	30.00%	\$16.363 (3)	63.63%
140.00	40.00%	\$16.363	63.63%
150.00	50.00%	\$16.363	63.63%
160.00	60.00%	\$16.363	63.63%

(1) This is the **hypothetical** Threshold Value.

(2) The **hypothetical** Starting Value of 100 used in these examples has been chosen for illustrative purposes only. The actual Starting Value is 629.25, which was the closing level of the Market Measure on the pricing date.

(3) The Redemption Amount per unit cannot exceed the Capped Value.

Redemption Amount Calculation Examples

Example 1

The Ending Value is 85.00, or 85.00% of the Starting Value:

Starting Value:	100.00
Ending Value:	85.00
Threshold Value:	95.00

$$\$10 - \left[\$10 \times \left(\frac{95 - 85}{100} \right) \right] = \$9.000 \text{ Redemption Amount per unit}$$

Example 2

The Ending Value is 98.00, or 98.00% of the Starting Value:

Starting Value:	100.00
Ending Value:	98.00
Threshold Value:	95.00

Redemption Amount (per unit) = **\$10.000**, the principal amount, since the Ending Value is less than the Starting Value but equal to or greater than the Threshold Value.

Example 3

The Ending Value is 110.00, or 110.00% of the Starting Value:

Starting Value:	100.00
Ending Value:	110.00

$$\$10 + \left[\$10 \times 300\% \times \left(\frac{110 - 100}{100} \right) \right] = \$13.000 \text{ Redemption Amount per unit}$$

Example 4

The Ending Value is 150.00, or 150.00% of the Starting Value:

Starting Value:	100.00
Ending Value:	150.00

$$\$10 + \left[\$10 \times 300\% \times \left(\frac{150 - 100}{100} \right) \right] = \$25.000, \text{ however, because the Redemption Amount for the notes cannot exceed the Capped Value, the Redemption Amount will be } \$16.363 \text{ per unit}$$

Risk Factors

There are important differences between the notes and a conventional debt security. An investment in the notes involves significant risks, including those listed below. You should carefully review the more detailed explanation of risks relating to the notes in the "Risk Factors" sections beginning on page PS-6 of product supplement EQUITY INDICES LIRN-1, page S-5 of the MTN prospectus supplement, and page 8 of the prospectus identified above. We also urge you to consult your investment, legal, tax, accounting, and other advisors before you invest in the notes.

- Depending on the performance of the Index as measured shortly before the maturity date, your investment may result in a loss; there is no guaranteed return of principal.
- Your return on the notes may be less than the yield you could earn by owning a conventional fixed or floating rate debt security of comparable maturity.
- Payments on the notes are subject to our credit risk, and actual or perceived changes in our creditworthiness are expected to affect the value of the notes. If we become insolvent or are unable to pay our obligations, you may lose your entire investment.
- Your investment return, if any, is limited to the return represented by the Capped Value and may be less than a comparable investment directly in the stocks included in the Index.
- The initial estimated value of the notes is an estimate only, determined as of a particular point in time by reference to our and our affiliates' pricing models. These pricing models consider certain assumptions and variables, including our credit spreads, our implied borrowing rate on the pricing date, mid-market terms on hedging transactions, expectations on interest rates and volatility, price-sensitivity analysis, and the expected term of the notes. These pricing models rely in part on certain forecasts about future events, which may prove to be incorrect.
- The public offering price you pay for the notes exceeds the initial estimated value. If you attempt to sell the notes prior to maturity, their market value may be lower than the price you paid for them and lower than the initial estimated value. This is due to, among other things, changes in the level of the Index, the implied borrowing rate we pay to issue market-linked notes, and the inclusion in the public offering price of the underwriting discount and the hedging related charge, all as further described in "Structuring the Notes" on page TS-12. These factors, together with various credit, market and economic factors over the term of the notes, are expected to reduce the price at which you may be able to sell the notes in any secondary market and will affect the value of the notes in complex and unpredictable ways.
- The initial estimated value does not represent a minimum or maximum price at which we, MLPF&S or any of our affiliates would be willing to purchase your notes in any secondary market (if any exists) at any time. The value of your notes at any time after issuance will vary based on many factors that cannot be predicted with accuracy, including the performance of the Index, our creditworthiness and changes in market conditions.
- A trading market is not expected to develop for the notes. Neither we nor MLPF&S is obligated to make a market for, or to repurchase, the notes. There is no assurance that any party will be willing to purchase your notes at any price in any secondary market.
- Your return on the notes and the value of the notes may be affected by exchange rate movements and factors affecting the international securities markets.
- Our business activities as a full service financial institution, including our commercial and investment banking activities, our hedging and trading activities (including trades in shares of companies included in the Index) and any hedging and trading activities we engage in for our clients' accounts, may affect the market value and return of the notes and may create conflicts of interest with you.
- The Index sponsor may adjust the Index in a way that affects its level, and has no obligation to consider your interests.
- You will have no rights of a holder of the securities represented by the Index, and you will not be entitled to receive securities or dividends or other distributions by the issuers of those securities.
- While we or our affiliates may from time to time own shares of companies included in the Index, we do not control any company included in the Index, and are not responsible for any disclosure made by any other company.
- There may be potential conflicts of interest involving the calculation agent. We have the right to appoint and remove the calculation agent.
- The U.S. federal income tax consequences of the notes are uncertain, and may be adverse to a holder of the notes. See "Summary Tax Consequences" below and "U.S. Federal Income Tax Summary" beginning on page PS-25 of product supplement EQUITY INDICES LIRN-1.

Additional Risk Factors

All of the securities included in the Index are concentrated in one industry.

All of the securities included in the Index are issued by companies in the gold and silver mining industry. As a result, the securities that will determine the performance of the notes are concentrated in one industry. Although an investment in the notes will not give holders any ownership or other direct interests in the securities included in the Index, the return on an investment in the notes will be subject to certain risks similar to those associated with direct equity investments in the gold and silver mining industry. Accordingly, by investing in the notes, you will not benefit from the diversification which could result from an investment linked to companies that operate in multiple sectors.

A limited number of Index components may affect its level and the Index is not necessarily representative of the gold and silver mining industry.

As of May 31, 2013 the top three Index components constituted 31.17% of the total weight of the Index and the top six Index components constituted 46.84% of the total weight of the Index. Any reduction in the market price of those securities is likely to have a substantial adverse impact on the level of the Index and the value of the notes.

While the securities included in the Index are common stocks and American Depositary Receipts ("ADRs") of companies generally considered to be involved in various segments of the gold and silver mining industry, the securities included in the Index may not follow the price movements of the entire gold and silver mining industry generally. If the securities included in the Index decline in value, the Index will decline in value even if security prices in the gold and silver mining industry generally increase in value.

There is no direct correlation between the value of the notes or the level of the Index, on the one hand, and gold and silver prices, on the other hand.

Although the price of gold or silver is one factor that may influence the performance of the securities underlying the Index, the notes are not linked to the gold or silver spot prices or to gold or silver futures. There is no direct linkage between the level of the Index and the prices of gold and silver. While gold and silver prices may be one factor that could affect the prices of the securities included in the Index and, consequently, the level of the Index, the notes and the Redemption Amount are not directly linked to the movement of gold and silver prices and may be affected by factors unrelated to those movements. Investing in the notes is not the same as investing in gold or silver, and you should not invest in the notes if you wish to invest in a product that is linked directly to the price of gold or silver.

NYSE Arca, Inc. ("NYSE Arca") the sponsor and compiler of the Index, retains significant control and discretionary decision-making over the Index and is responsible for decisions regarding the interpretation of and amendments to the Index rules, which may have an adverse effect on the level of the Index, the market value of the notes and the Redemption Amount on the maturity date.

NYSE Arca is the compiler of the Index and, as such, is responsible for the day-to-day management of the Index and for decisions regarding the interpretation of the rules governing the Index. NYSE Arca has the discretion to make operational adjustments to the Index and to the Index components, including discretion to exclude companies that otherwise meet the minimum criteria for inclusion in the Index. In addition, NYSE Arca retains the power to supplement, amend in whole or in part, revise or withdraw the Index rules at any time, any of which may lead to changes in the way the Index is compiled or calculated or adversely affect the Index in another way. Any of these adjustments to the Index or the Index rules may adversely affect the level of the Index, the market value of the notes and the Redemption Amount on the maturity date. The Index sponsor has no obligation to take the needs of any buyer, seller or holder of the notes into consideration at any time.

The performance of the securities underlying the Index may be influenced by gold and silver prices.

To the extent the price of gold or silver has a limited effect, if any, on the prices of the securities included in the Index, gold prices and silver prices are subject to volatile price movements over short periods of time, represent trading in commodities markets, which are substantially different from equities markets, and are affected by numerous factors. These include economic factors, including the structure of and confidence in the global monetary system, expectations of the future rate of inflation, the relative strength of, and confidence in, the U.S. dollar (the currency in which the prices of gold and silver are generally quoted), interest rates and gold and silver borrowing and lending rates, and global or regional economic, financial, political, regulatory, judicial, or other events.

Gold prices and silver prices may also be affected by industry factors such as industrial and jewelry demand, lending, sales and purchases of gold and silver by the official sector, including central banks and other governmental agencies and multilateral institutions which hold gold and silver, levels of gold and silver production and production costs, and short-term changes in supply and demand because of trading activities in the gold and silver markets. It is not possible to predict the aggregate effects of all or any combination of these factors.

The Index

All disclosures contained in this term sheet regarding the Index, including, without limitation, its make up, method of calculation, and changes in its components, have been derived from publicly available sources, including

<http://www.nyse.com/about/listed/lcddata.html?ticker=GDM> and
http://indices.nyx.com/sites/indices.nyx.com/files/gdm_rule_book_v1.1.pdf

We are not incorporating by reference these websites or any material included on those websites in this term sheet. The information reflects the policies of, and is subject to change by, NYSE Arca, the sponsor of the Index. NYSE Arca, which owns the copyright and all other rights to the Index, has no obligation to continue to publish, and may discontinue publication of, the Index. The consequences of NYSE Arca discontinuing publication of the Index are discussed in the section entitled "Description of LIRNs — Discontinuance of an Index" beginning on page PS-19 of product supplement EQUITY INDICES LIRN-1. None of us, the calculation agent, or MLPF&S accepts any responsibility for the calculation, maintenance, or publication of the Index or any successor index.

The Index is a modified market capitalization weighted index comprised of securities issued by publicly traded companies involved primarily in the mining of gold or silver. The Index was initially launched and published in October 2004.

Eligibility Criteria for Index Components

The Index includes common stocks or ADRs of selected companies that are involved in mining for gold and silver and that are listed for trading on the New York Stock Exchange, the NYSE Amex Stock Exchange or quoted on the NASDAQ Global Market. Only companies with a market capitalization of greater than \$100 million that have an average daily trading volume of at least 50,000 shares or ADRs over the past six months are eligible for inclusion in the Index. NYSE Arca has the discretion to not include all companies that meet the minimum criteria for inclusion.

Calculation of the Index

The Index is calculated by NYSE Arca on a price return basis. The calculation is based on the current modified market capitalization divided by a divisor. The divisor was determined on the initial capitalization base of the Index and the base level and may be adjusted as a result of corporate actions and composition changes, as described below. The level of the Index was set at 500.00 on December 20, 2002 which is the index base date. The Index is calculated using the following formula:

$$I_t = \frac{\sum_{i=1}^N Q_{i,t} M_{i,t} C_{i,t}}{DIV}$$

Where:

t = day of calculation;

N = number of constituent equities in the Index;

Q_{i,t} = number of shares of equity i on day t;

M_{i,t} = multiplier of equity i;

C_{i,t} = price of equity i on day t; and

DIV = current index divisor on day t.

Index Maintenance

The Index is reviewed quarterly to ensure that at least 90% of the Index weight is accounted for by Index components that continue to meet the initial eligibility requirements. NYSE Arca may at any time and from time to time change the number of securities comprising the group by adding or deleting one or more securities, or replacing one or more securities contained in the group with one or more substitute securities of its choice, if in NYSE Arca's discretion such addition, deletion or substitution is necessary or appropriate to maintain the quality and/or character of the Index. Components will be removed from the Index during the quarterly review if the market capitalization falls below \$50 million or the traded average daily shares for the previous six months is lower than 25,000 shares.

At the time of the quarterly rebalance, the component security weights (also referred to as the multiplier or share weight of each component security) will be modified to conform to the following asset diversification requirements:

- (1) the weight of any single component security may not account for more than 20% of the total value of the Index;
- (2) the component securities are split into two subgroups—large and small, which are ranked by market capitalization weight in the Index. Large securities are defined as having a starting Index weight greater than or equal to 5%. Small securities are defined as having a starting Index weight below 5%; and
- (3) the aggregate weight of those component securities which individually represent more than 4.5% of the total value of the Index may not account for more than 50% of the total Index value.

The weights of the components securities (taking into account expected component changes and share adjustments) are modified in accordance with the Index's diversification rules.

Capped Leveraged Index Return Notes[®]

Linked to the NYSE Arca Gold Miners Index, due June 26, 2015

Diversification Rule 1: If any component stock exceeds 20% of the total value of the Index, then all stocks greater than 20% of the Index are reduced to represent 20% of the value of the Index. The aggregate amount by which all component stocks are reduced is redistributed proportionately across the remaining stocks that represent less than 20% of the Index value. After this redistribution, if any other stock then exceeds 20%, the stock is set to 20% of the Index value and the redistribution is repeated.

Diversification Rule 2: The components are sorted into two groups, large are components with a starting index weight of 5% or greater and small are those that are under 5% (after any adjustments for Diversification Rule 1). Each group in aggregate will represent 50% of the final index weight. The weight of each of the large stocks will be scaled down proportionately (with a floor of 5%) so that the aggregate weight of the large components will be reduced to represent 50% of the Index. If any large component stock falls below a weight equal to the product of 5% and the proportion by which the stocks were scaled down following this distribution, then the weight of the stock is set equal to 5% and the components with weights greater than 5% will be reduced proportionately. The weight of each of the small components will be scaled up proportionately from the redistribution of the large components. If any small component stock exceeds a weight equal to the product of 4.5% and the proportion by which the stocks were scaled down following this distribution, then the weight of the stock is set equal to 4.5%. The redistribution of weight to the remaining stocks is repeated until the entire amount has been redistributed.

Changes to the Index composition and/or the component security weights in the Index are determined and announced prior to taking effect, which typically occurs after the close of trading on the third Friday of each calendar quarter month in connection with the quarterly Index rebalance. The share weight of each component security in the Index portfolio remains fixed between quarterly reviews except in the event of certain types of corporate actions such as stock splits, reverse stock splits, stock dividends, or similar events. The share weights used in the Index calculation are not typically adjusted for shares issued or repurchased between quarterly reviews. However, in the event of a merger between two components, the share weight of the surviving entity may be adjusted to account for any stock issued in the acquisition. NYSE Arca may substitute securities or change the number of securities included in the Index, based on changing conditions in the industry or in the event of certain types of corporate actions, including mergers, acquisitions, spin-offs, and reorganizations. In the event of component or share weight changes to the Index portfolio, the payment of dividends other than ordinary cash dividends, spin-offs, rights offerings, re-capitalization, or other corporate actions affecting a component security of the Index, the Index divisor may be adjusted to ensure that there are no changes to the Index level as a result of nonmarket forces.

Capped Leveraged Index Return Notes[®]

Linked to the NYSE Arca Gold Miners Index, due June 26, 2015

Index Weight of Each Index Component

As of May 31, 2013, the Index included 29 companies. The following table presents the Index weight for each of the Index components based on publicly available information as of that date.

<u>Company</u>	<u>Percentage of Index Weighting (%)</u>
Goldcorp Inc.	11.95
Barrick Gold Corporation	10.63
Newmont Mining Corporation	8.58
Randgold Resources Limited	5.49
Kinross Gold Corporation	5.10
Yamana Gold Inc.	5.09
Silver Wheaton Corp.	4.84
Eldorado Gold Corporation	4.75
AngloGold Ashanti Limited	4.64
Agnico-Eagle Mines Limited	4.62
Royal Gold, Inc.	4.31
Gold Fields Limited	4.30
Cia de Minas Buenaventura SA	4.09
New Gold Inc.	3.96
IAMGOLD Corporation	2.43
Pan American Silver Corp.	2.27
Harmony Gold Mining Company Limited	2.22
Coeur D'alene Mines Corporation	1.57
First Majestic Silver Corp	1.54
AuRico Gold Inc.	1.54
Hecla Mining Company	1.34
Nevsun Resources Ltd.	0.89
Allied Nevada Gold Corp	0.85
Silver Standard Resources Inc.	0.78
Aurizon Mines Ltd.	0.77
Seabridge Gold Inc.	0.67
Tanzanian Royalty Exploration Corporation	0.40
Golden Star Resources Ltd.	0.22
Vista Gold Corp.	0.15

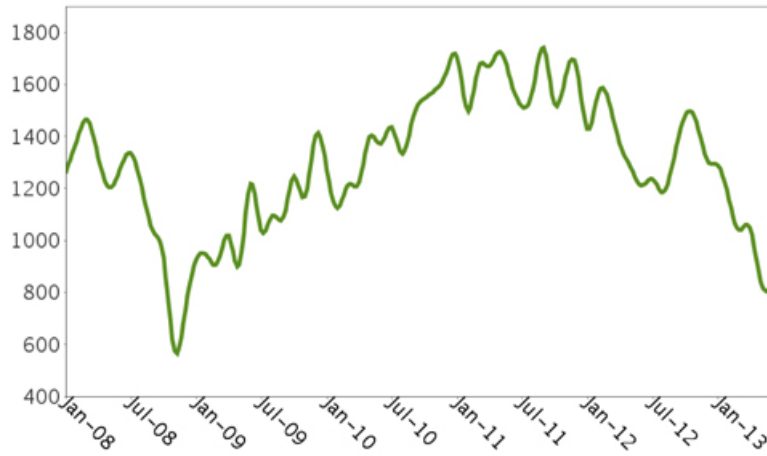
* Rounded to two decimal places

Capped Leveraged Index Return Notes[®]

Linked to the NYSE Arca Gold Miners Index, due June 26, 2015

The following graph shows the monthly historical performance of the Index in the period from January 2008 through May 2013. We obtained this historical data from Bloomberg L.P. We have not independently verified the accuracy or completeness of the information obtained from Bloomberg L.P. On the pricing date, the closing level of the Index was 629.25.

Historical Performance of the Index



This historical data on the Index is not necessarily indicative of the future performance of the Index or what the value of the notes may be. Any historical upward or downward trend in the level of the Index during any period set forth above is not an indication that the level of the Index is more or less likely to increase or decrease at any time over the term of the notes.

Before investing in the notes, you should consult publicly available sources for the levels and trading pattern of the Index.

License Agreement

NYSE Arca and MLPF&S have entered into a non-exclusive license agreement providing for the license to MLPF&S, in exchange for a fee, of the right to use the Index in connection with this offering. The license agreement between NYSE Arca and MLPF&S provides that the following language must be stated in this term sheet:

“NYSE Arca Gold Miners Index’ is a service mark of NYSE Euronext or its affiliates (“NYSE Euronext”) and is being used with the permission of NYSE Euronext. NYSE Euronext in no way sponsors, endorses, or is otherwise involved in the transactions specified and described in this document (“Transaction”). NYSE Euronext makes no representations or warranties regarding the issuer or the ability of the NYSE Arca Gold Miners Index to track general stock market performance.

NYSE EURONEXT MAKES NO EXPRESS OR IMPLIED WARRANTIES, AND HEREBY EXPRESSLY DISCLAIMS ALL WARRANTIES OF MERCHANTABILITY OR FITNESS FOR A PARTICULAR PURPOSE WITH RESPECT TO THE NYSE ARCA GOLD MINERS INDEX OR ANY DATA INCLUDED THEREIN. IN NO EVENT SHALL NYSE EURONEXT HAVE ANY LIABILITY FOR ANY SPECIAL, PUNITIVE, INDIRECT, OR CONSEQUENTIAL DAMAGES (INCLUDING LOST PROFITS), EVEN IF NOTIFIED OF THE POSSIBILITY OF SUCH DAMAGES.”

Supplement to the Plan of Distribution; Conflicts of Interest

Under our distribution agreement with MLPF&S, MLPF&S will purchase the notes from us as principal at the public offering price indicated on the cover of this term sheet, less the indicated underwriting discount.

MLPF&S, a broker-dealer subsidiary of BAC, is a member of the Financial Industry Regulatory Authority, Inc. ("FINRA") and will participate as selling agent in the distribution of the notes. Accordingly, offerings of the notes will conform to the requirements of Rule 5121 applicable to FINRA members. MLPF&S may not make sales in this offering to any of its discretionary accounts without the prior written approval of the account holder.

We will deliver the notes against payment therefor in New York, New York on a date that is greater than three business days following the pricing date. Under Rule 15c6-1 of the Securities Exchange Act of 1934, trades in the secondary market generally are required to settle in three business days, unless the parties to any such trade expressly agree otherwise. Accordingly, purchasers who wish to trade the notes more than three business days prior to the original issue date will be required to specify alternative settlement arrangements to prevent a failed settlement.

The notes will not be listed on any securities exchange. In the original offering of the notes, the notes will be sold in minimum investment amounts of 100 units. If you place an order to purchase the notes, you are consenting to MLPF&S acting as a principal in effecting the transaction for your account.

MLPF&S may repurchase and resell the notes, with repurchases and resales being made at prices related to then-prevailing market prices or at negotiated prices, and these will include MLPF&S's trading commissions and mark-ups. MLPF&S may act as principal or agent in these market-making transactions; however it is not obligated to engage in any such transactions. At MLPF&S's discretion, for a short, undetermined initial period after the issuance of the notes, any purchase price paid by MLPF&S in the secondary market may be, in certain circumstances, closer to the amount that you paid for the notes than to the initial estimated value. However, neither we nor any of our affiliates is obligated to purchase your notes at any price, or at a price that exceeds the initial estimated value.

The value of the notes shown on your account statement will be based on MLPF&S's estimate of the value of the notes if MLPF&S or another of our affiliates were to make a market in the notes, which it is not obligated to do. That estimate will be based upon the price that MLPF&S may pay for the notes in light of then-prevailing market conditions, our creditworthiness and transaction costs. At certain times, this price may be higher than or lower than the initial estimated value of the notes.

Structuring the Notes

The notes are our debt securities, the return on which is linked to the performance of the Index. As is the case for all of our debt securities, including our market-linked notes, the economic terms of the notes reflect our actual or perceived creditworthiness at the time of pricing. In addition, because market-linked notes result in increased operational, funding and liability management costs to us, we typically borrow the funds under these notes at a rate that is more favorable to us than the rate that we might pay for a conventional fixed or floating rate debt security. At the time we commence the offering of our market-linked notes, that rate is generally lower by an amount ranging from 0.25% to 0.50% per annum (equivalent to \$0.05 to \$0.10 per unit). This generally relatively lower implied borrowing rate, which is reflected in the economic terms of the notes, along with the fees and charges associated with market-linked notes, resulted in the initial estimated value of the notes on the pricing date being less than their public offering price.

At maturity, we are required to pay the Redemption Amount to holders of the notes, which will be calculated based on the performance of the Index and the \$10 per unit principal amount. In order to meet these payment obligations, at the time we issue the notes, we may choose to enter into certain hedging arrangements (which may include call options, put options or other derivatives) with MLPF&S or one of its affiliates. The terms of these hedging arrangements are determined by seeking bids from market participants, including MLPF&S and its affiliates, and take into account a number of factors, including our creditworthiness, interest rate movements, the volatility of the Index, the tenor of the note and the tenor of the hedging arrangements. The economic terms of the notes and their initial estimated value depend in part on the terms of these hedging arrangements.

MLPF&S has advised us that the hedging arrangements will include a hedging related charge of approximately \$0.075 per unit, reflecting an estimated profit to be credited to MLPF&S from these transactions. Since hedging entails risk and may be influenced by unpredictable market forces, additional profits and losses from these hedging arrangements may be realized by MLPF&S or any third party hedge providers.

For further information, see "Risk Factors — General Risks Relating to LIRNs" beginning on page PS-6 and "Use of Proceeds" on page PS-15 of product supplement EQUITY INDICES LIRN-1.

Summary Tax Consequences

You should consider the U.S. federal income tax consequences of an investment in the notes, including the following:

- There is no statutory, judicial, or administrative authority directly addressing the characterization of the notes.
- You agree with us (in the absence of an administrative determination, or judicial ruling to the contrary) to characterize and treat the notes for all tax purposes as a single financial contract with respect to the Index.
- Under this characterization and tax treatment of the notes, a U.S. Holder (as defined beginning on page 62 of the prospectus) generally will recognize capital gain or loss upon maturity or upon a sale or exchange of the notes prior to maturity. This capital gain or loss generally will be long-term capital gain or loss if you held the notes for more than one year.
- No assurance can be given that the IRS or any court will agree with this characterization and tax treatment.

You should consult your own tax advisor concerning the U.S. federal income tax consequences to you of acquiring, owning, and disposing of the notes, as well as any tax consequences arising under the laws of any state, local, foreign, or other tax jurisdiction and the possible effects of changes in U.S. federal or other tax laws. You should review carefully the discussion under the section entitled "U.S. Federal Income Tax Summary" beginning on page PS-25 of product supplement EQUITY INDICES LIRN-1.

Validity of the Notes

In the opinion of McGuireWoods LLP, as counsel to BAC, when the trustee has made an appropriate entry on Schedule 1 to the Master Registered Global Senior Note, dated March 30, 2012 (the "Master Note") identifying the notes offered hereby as supplemental obligations thereunder in accordance with the instructions of BAC, and the notes have been delivered against payment therefor as contemplated in this Note Prospectus, all in accordance with the provisions of the Senior Indenture, such notes will be legal, valid and binding obligations of BAC, subject to applicable bankruptcy, reorganization, insolvency, moratorium, fraudulent conveyance or other similar laws affecting the rights of creditors now or hereafter in effect, and to equitable principles that may limit the right to specific enforcement of remedies, and further subject to 12 U.S.C. §1818(b)(6)(D) (or any successor statute) and any bank regulatory powers now or hereafter in effect and to the application of principles of public policy. This opinion is given as of the date hereof and is limited to the federal laws of the United States, the laws of the State of New York and the Delaware General Corporation Law (including the statutory provisions, all applicable provisions of the Delaware Constitution and reported judicial decisions interpreting the foregoing). In addition, this opinion is subject to the assumption that the trustee's certificate of authentication of the Master Note has been manually signed by one of the trustee's authorized officers and to customary assumptions about the trustee's authorization, execution and delivery of the Senior Indenture, the validity, binding nature and enforceability of the Senior Indenture with respect to the trustee, the legal capacity of natural persons, the genuineness of signatures, the authenticity of all documents submitted to McGuireWoods LLP as originals, the conformity to original documents of all documents submitted to McGuireWoods LLP as photocopies thereof, the authenticity of the originals of such copies and certain factual matters, all as stated in the letter of McGuireWoods LLP dated March 30, 2012, which has been filed as an exhibit to BAC's Registration Statement relating to the notes filed with the SEC on March 30, 2012.

Where You Can Find More Information

We have filed a registration statement (including a product supplement, a prospectus supplement, and a prospectus) with the SEC for the offering to which this term sheet relates. Before you invest, you should read the Note Prospectus, including this term sheet, and the other documents that we have filed with the SEC, for more complete information about us and this offering. You may get these documents without cost by visiting EDGAR on the SEC website at www.sec.gov. Alternatively, we, any agent, or any dealer participating in this offering will arrange to send you these documents if you so request by calling MLPF&S toll-free at 1-866-500-5408.

Market-Linked Investments Classification



Enhanced Return

MLPF&S classifies certain market-linked investments (the "Market-Linked Investments") into categories, each with different investment characteristics. The following description is meant solely for informational purposes and is not intended to represent any particular Enhanced Return Market-Linked Investment or guarantee any performance.

Enhanced Return Market-Linked Investments are short- to medium-term investments that offer you a way to enhance exposure to a particular market view without taking on a similarly enhanced level of market downside risk. They can be especially effective in a flat to moderately positive market (or, in the case of bearish investments, a flat to moderately negative market). In exchange for the potential to receive better-than market returns on the linked asset, you must generally accept market downside risk and capped upside potential. As these investments are not market downside protected, and do not assure full repayment of principal at maturity, you need to be prepared for the possibility that you may lose all or part of your investment.

"Leveraged Index Return Notes[®]" and "LIRNs[®]" are our registered service marks.