

Subject to Completion
 Preliminary Term Sheet dated January 13, 2015

| | | |
|---|--|--|
| Units \$10 principal amount per unit CUSIP No. | Pricing Date* January , 2015 Settlement Date* February , 2015 Maturity Date* January , 2018 <small>*Subject to change based on the actual date the notes are priced for initial sale to the public (the "pricing date")</small> | |
|  | | |
| <h2 style="margin: 0;">Autocallable Market-Linked Step Up Notes Linked to the Russell 2000[®] Index</h2> | | |
| <ul style="list-style-type: none"> • Maturity of approximately three years if not called prior to maturity • Automatic call of the notes per unit at \$10 plus the applicable Call Premium (\$[1.00 to \$1.10] on the first Observation Date, and [\$2.00 to \$2.20] on the second Observation Date) if the Index is flat or increases above 100% of the Starting Value on the relevant Observation Date • The Observation Dates will occur approximately one year and two years after the pricing date • If the notes are not called, at maturity: <ul style="list-style-type: none"> ▪ a return of 25% if the Index is flat or increases up to the Step Up Value ▪ a return equal to the percentage increase in the Index if the Index increases above the Step Up Value ▪ 1-to-1 downside exposure to decreases in the Index, with up to 100% of your principal at risk • All payments are subject to the credit risk of Bank of America Corporation • No periodic interest payments • Limited secondary market liquidity, with no exchange listing | | |
|  | | |

The notes are being issued by Bank of America Corporation ("BAC"). There are important differences between the notes and a conventional debt security, including different investment risks and certain additional costs. See "Risk Factors" beginning on page TS-7 of this term sheet and beginning on page PS-7 of product supplement EQUITY INDICES SUN-1.

The initial estimated value of the notes as of the pricing date is expected to be between \$9.50 and \$9.73 per unit, which is less than the public offering price listed below. See "Summary" on the following page, "Risk Factors" beginning on page TS-7 of this term sheet and "Structuring the Notes" on page TS-11 of this term sheet for additional information. The actual value of your notes at any time will reflect many factors and cannot be predicted with accuracy.

None of the Securities and Exchange Commission (the "SEC"), any state securities commission, or any other regulatory body has approved or disapproved of these securities or determined if this Note Prospectus (as defined below) is truthful or complete. Any representation to the contrary is a criminal offense.

| | Per Unit | Total |
|-----------------------------------|----------|-------|
| Public offering price (1) (2) | \$10.00 | \$ |
| Underwriting discount (1) (2) | \$0.20 | \$ |
| Proceeds, before expenses, to BAC | \$9.80 | \$ |

- (1) For any purchase of 500,000 units or more in a single transaction by an individual investor, the public offering price and the underwriting discount will be \$9.95 per unit and \$0.15 per unit, respectively.
- (2) For any purchase by certain fee-based trusts and discretionary accounts managed by U.S. Trust operating through Bank of America, N.A., the public offering price and underwriting discount will be \$9.80 per unit and \$0.00 per unit, respectively.

The notes:

| | | |
|----------------------|-------------------------|----------------|
| Are Not FDIC Insured | Are Not Bank Guaranteed | May Lose Value |
|----------------------|-------------------------|----------------|

Merrill Lynch & Co.

January , 2015

Autocallable Market-Linked Step Up Notes

Linked to the Russell 2000® Index, due January , 2018

Summary

The Autocallable Market-Linked Step Up Notes Linked to the Russell 2000® Index, due January , 2018 (the "notes") are our senior unsecured debt securities. The notes are not guaranteed or insured by the Federal Deposit Insurance Corporation or secured by collateral. **The notes will rank equally with all of our other unsecured and unsubordinated debt.** Any payments due on the notes, including any repayment of principal, will be subject to the credit risk of BAC. The notes will be automatically called at the applicable Call Amount if the Observation Level of the Market Measure, which is the Russell 2000® Index (the "Index"), is equal to or greater than the Call Level on the relevant Observation Date. If not called, at maturity, the notes provide you with a Step Up Payment if the Ending Value of the Index is equal to or greater than its Starting Value, but is not greater than the Step Up Value. If the Ending Value is greater than the Step Up Value, you will participate on a 1-for-1 basis in the increase in the level of the Index above the Starting Value. If the Ending Value is less than the Starting Value, you will lose all or a portion of the principal amount of your notes. Payments on the notes, including the amount you receive at maturity or upon an automatic call, will be calculated based on the \$10 principal amount per unit and will depend on the performance of the Index, subject to our credit risk. See "Terms of the Notes" below.

The economic terms of the notes (including the Step Up Payment) are based on our internal funding rate, which is the rate we would pay to borrow funds through the issuance of market-linked notes and the economic terms of certain related hedging arrangements. Our internal funding rate is typically lower than the rate we would pay when we issue conventional fixed or floating rate debt securities. This difference in funding rate, as well as the underwriting discount and the hedging related charge described below, will reduce the economic terms of the notes to you and the initial estimated value of the notes on the pricing date. Due to these factors, the public offering price you pay to purchase the notes will be greater than the initial estimated value of the notes.

On the cover page of this term sheet, we have provided the initial estimated value range for the notes. This initial estimated value range was determined based on our and our affiliates' pricing models, which take into consideration our internal funding rate and the market prices for the hedging arrangements related to the notes. The notes are subject to an automatic call, and the initial estimated value is based on an assumed tenor of the notes. The initial estimated value of the notes calculated on the pricing date will be set forth in the final term sheet made available to investors in the notes. For more information about the initial estimated value and the structuring of the notes, see "Structuring the Notes" on page TS-11.

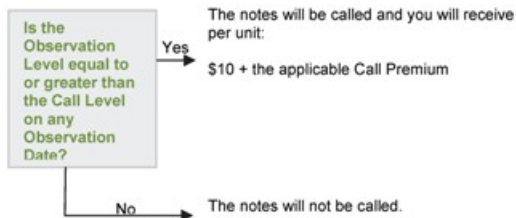
Terms of the Notes

| | | | |
|---------------------------------|--|-------------------------------|--|
| Issuer: | Bank of America Corporation ("BAC") | Call Settlement Dates: | Approximately the fifth business day following the applicable Observation Date, subject to postponement if the related Observation Date is postponed, as described on page PS-18 of product supplement EQUITY INDICES SUN-1. |
| Principal Amount: | \$10.00 per unit | Call Premiums: | [\$1.00 to \$1.10] per unit if called on February , 2016 (which represents a return of [10.00% to 11.00]% over the principal amount, and [\$2.00 to \$2.20] per unit if called on January , 2017 (which represents a return of [20.00% to 22.00]% over the principal amount). The actual Call Premiums will be determined on the pricing date. |
| Term: | Approximately three years, if not called | Ending Value: | The closing level of the Market Measure on the scheduled calculation day. The calculation day is subject to postponement in the event of Market Disruption Events, as described beginning on page PS-18 of product supplement EQUITY INDICES SUN-1. |
| Market Measure: | The Russell 2000® Index (Bloomberg symbol: "RTY"), a price return index. | Step Up Value: | 125% of the Starting Value. |
| Starting Value: | The closing level of the Market Measure on the pricing date | Step Up Payment: | \$2.50 per unit, which represents a return of 25% over the principal amount. |
| Observation Level: | The closing level of the Market Measure on the applicable Observation Date | Threshold Value: | 100% of the Starting Value. |
| Observation Dates: | February , 2016 and January , 2017, subject to postponement in the event of Market Disruption Events, as described on page PS-18 of product supplement EQUITY INDICES SUN-1. | Calculation Day: | Approximately the fifth scheduled Market Measure Business Day immediately preceding the maturity date. |
| Call Level: | 100% of the Starting Value | Fees and Charges: | The underwriting discount of \$0.20 per unit listed on the cover page and the hedging related charge of \$0.075 per unit described in "Structuring the Notes" on page TS-11. |
| Call Amounts (per Unit): | [\$11.00 to \$11.10] if called on February , 2016, and [\$12.00 to \$12.20] if called on January , 2017. The actual Call Amounts will be determined on the pricing date. | Calculation Agent: | Merrill Lynch, Pierce, Fenner & Smith Incorporated ("MLPF&S"), a subsidiary of BAC. |

Determining Payment on the Notes

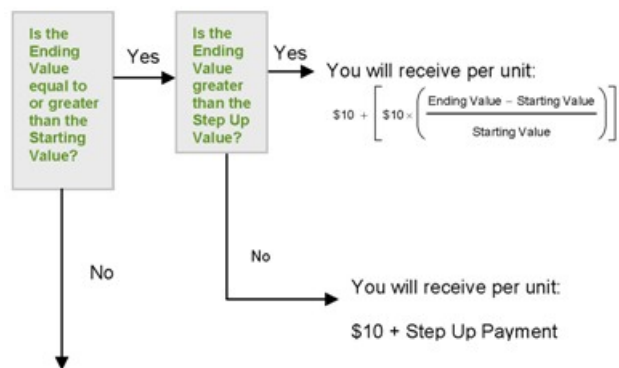
Automatic Call Provision

The notes will be called automatically on an Observation Date if the Observation Level on that Observation Date is equal to or greater than the Call Level. If the notes are called, you will receive \$10 per unit plus the applicable Call Premium.



Redemption Amount Determination

If the notes are not automatically called, on the maturity date, you will receive a cash payment per unit determined as follows:



You will receive per unit:

$$\$10 - \left[\$10 \times \left(\frac{\text{Threshold Value} - \text{Ending Value}}{\text{Starting Value}} \right) \right]$$

Because the Threshold Value for the notes is equal to the Starting Value, you will lose all or a portion of your investment if the Ending Value is less than the Starting Value.

Autocallable Market-Linked Step Up Notes

Linked to the Russell 2000® Index, due January , 2018

The terms and risks of the notes are contained in this term sheet and in the following:

- Product supplement EQUITY INDICES SUN-1 dated October 25, 2013:
<http://www.sec.gov/Archives/edgar/data/70858/000119312513411179/d617471d424b5.htm>
- Series L MTN prospectus supplement dated March 30, 2012 and prospectus dated March 30, 2012:
<http://www.sec.gov/Archives/edgar/data/70858/000119312512143855/d323958d424b5.htm>

These documents (together, the "Note Prospectus") have been filed as part of a registration statement with the SEC, which may, without cost, be accessed on the SEC website as indicated above or obtained from MLPF&S by calling 1-866-500-5408. Before you invest, you should read the Note Prospectus, including this term sheet, for information about us and this offering. Any prior or contemporaneous oral statements and any other written materials you may have received are superseded by the Note Prospectus. Capitalized terms used but not defined in this term sheet have the meanings set forth in product supplement EQUITY INDICES SUN-1. Unless otherwise indicated or unless the context requires otherwise, all references in this document to "we," "us," "our," or similar references are to BAC.

Investor Considerations

You may wish to consider an investment in the notes if:

- You are willing to receive a return on your investment capped at the return represented by the applicable Call Premium if the relevant Observation Level is equal to or greater than the Call Level.
- You anticipate that the notes will be automatically called or the Index will increase from the Starting Value to the Ending Value.
- You are willing to risk a loss of principal and return if the notes are not automatically called and the Index decreases from the Starting Value to the Ending Value.
- You are willing to forgo the interest payments that are paid on conventional interest bearing debt securities.
- You are willing to forgo dividends or other benefits of owning the stocks included in the Index.
- You are willing to accept a limited market for sales prior to maturity, and understand that the market prices for the notes, if any, will be affected by various factors, including our actual and perceived creditworthiness, our internal funding rate and fees and charges on the notes.
- You are willing to assume our credit risk, as issuer of the notes, for all payments under the notes, including the Redemption Amount.

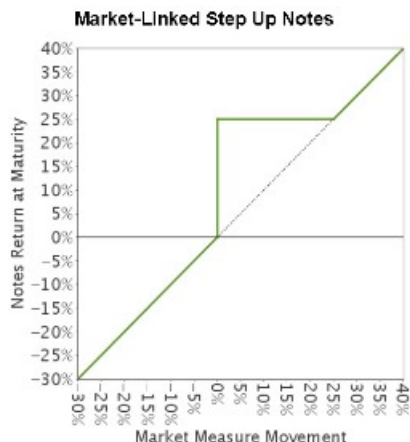
The notes may not be an appropriate investment for you if:

- You want to hold your notes for the full term.
- You believe that the notes will not be automatically called and Index will decrease from the Starting Value to the Ending Value.
- You seek principal repayment or preservation of capital.
- You seek interest payments or other current income on your investment.
- You want to receive dividends or other distributions paid on the stocks included in the Index.
- You seek an investment for which there will be a liquid secondary market.
- You are unwilling or are unable to take market risk on the notes or to take our credit risk as issuer of the notes.

We urge you to consult your investment, legal, tax, accounting, and other advisors before you invest in the notes.

Hypothetical Payout Profile and Examples of Payments at Maturity

The below graph is based on hypothetical numbers and values. These hypothetical values show a payout profile at maturity, which would only apply if the notes are not called on any Observation Date, and show a payout profile at maturity.



This graph reflects the returns on the notes, based on a Threshold Value of 100% of the Starting Value, the Step Up Payment of \$2.50 per unit, and the Step Up Value of 125% of the Starting Value. The green line reflects the returns on the notes, while the dotted gray line reflects the returns of a direct investment in the stocks included in the Index, excluding dividends.

This graph has been prepared for purposes of illustration only.

The following table and examples are for purposes of illustration only. They are based on hypothetical values and show hypothetical returns on the notes, assuming the notes are not called on any Observation Date. They illustrate the calculation of the Redemption Amount and total rate of return based on a hypothetical Starting Value of 100, a Threshold Value of 100, a Step Up Value of 125, a Step Up Payment of \$2.50 per unit and a range of hypothetical Ending Values. **The actual amount you receive and the resulting total rate of return will depend on the actual Starting Value, Threshold Value, Ending Value, Step Up Value, Step Up Payment, whether the notes are called on an Observation Date, and whether you hold the notes until maturity.** The following examples do not take into account any tax consequences from investing in the notes.

For recent actual levels of the Market Measure, see "The Index" section below. The Index is a price return index and as such the Ending Value will not include any income generated by dividends paid on the stocks included in the Index, which you would otherwise be entitled to receive if you invested in those stocks directly. In addition, all payments on the notes are subject to issuer credit risk.

| <u>Ending Value</u> | <u>Percentage Change from the Starting Value to the Ending Value</u> | <u>Redemption Amount per Unit</u> | <u>Total Rate of Return on the Notes</u> |
|---------------------|--|-----------------------------------|--|
| 0.00 | -100.00% | \$0.00 | -100.00% |
| 50.00 | -50.00% | \$5.00 | -50.00% |
| 80.00 | -20.00% | \$8.00 | -20.00% |
| 90.00 | -10.00% | \$9.00 | -10.00% |
| 94.00 | -6.00% | \$9.40 | -6.00% |
| 97.00 | -3.00% | \$9.70 | -3.00% |
| 100.00 (1) (2) | 0.00% | \$12.50 (3) | 25.00% |
| 102.00 | 2.00% | \$12.50 | 25.00% |
| 105.00 | 5.00% | \$12.50 | 25.00% |
| 110.00 | 10.00% | \$12.50 | 25.00% |
| 120.00 | 20.00% | \$12.50 | 25.00% |
| 125.00 (4) | 25.00% | \$12.50 | 25.00% |
| 130.00 | 30.00% | \$13.00 | 30.00% |
| 140.00 | 40.00% | \$14.00 | 40.00% |
| 150.00 | 50.00% | \$15.00 | 50.00% |
| 160.00 | 60.00% | \$16.00 | 60.00% |

(1) The hypothetical Starting Value of 100 used in these examples has been chosen for illustrative purposes only, and does not represent a likely actual Starting Value for the Market Measure.

(2) This is the hypothetical Threshold Value.

(3) This amount represents the sum of the principal amount and the Step Up Payment of \$2.50.

(4) This is the hypothetical Step Up Value.

Autocallable Market-Linked Step Up Notes

Linked to the Russell 2000® Index, due January , 2018

Redemption Amount Calculation Examples

Example 1

The Ending Value is 90.00, or 90.00% of the Starting Value:

| | |
|------------------|--------|
| Starting Value: | 100.00 |
| Threshold Value: | 100.00 |
| Ending Value: | 90.00 |

$$\$10 - \left[\$10 \times \left(\frac{100 - 90}{100} \right) \right] = \$9.00 \text{ Redemption Amount per unit}$$

Example 2

The Ending Value is 110.00, or 110.00% of the Starting Value:

| | |
|-----------------|--------|
| Starting Value: | 100.00 |
| Step Up Value: | 125.00 |
| Ending Value: | 110.00 |

$$\$10.00 + \$2.50 = \$12.50 \quad \text{Redemption Amount per unit, the principal amount plus the Step Up Payment, since the Ending Value is equal to or greater than the Starting Value, but less than the Step Up Value.}$$

Example 3

The Ending Value is 130.00, or 130.00% of the Starting Value:

| | |
|-----------------|--------|
| Starting Value: | 100.00 |
| Step Up Value: | 125.00 |
| Ending Value: | 130.00 |

$$\$10 + \left[\$10 \times \left(\frac{130 - 100}{100} \right) \right] = \$13.00 \text{ Redemption Amount per unit}$$

Risk Factors

There are important differences between the notes and a conventional debt security. An investment in the notes involves significant risks, including those listed below. You should carefully review the more detailed explanation of risks relating to the notes in the "Risk Factors" sections beginning on page PS-7 of product supplement EQUITY INDICES SUN-1, page S-5 of the MTN prospectus supplement, and page 8 of the prospectus identified above. We also urge you to consult your investment, legal, tax, accounting, and other advisors before you invest in the notes.

- If the notes are not automatically called, depending on the performance of the Index as measured shortly before the maturity date, your investment may result in a loss; there is no guaranteed return of principal.
- Your return on the notes may be less than the yield you could earn by owning a conventional fixed or floating rate debt security of comparable maturity.
- Payments on the notes are subject to our credit risk, and actual or perceived changes in our creditworthiness are expected to affect the value of the notes. If we become insolvent or are unable to pay our obligations, you may lose your entire investment.
- If the notes are called, your investment return is limited to the return represented by the applicable Call Premium.
- Your investment return may be less than a comparable investment directly in the stocks included in the Index.
- The initial estimated value of the notes is an estimate only, determined as of a particular point in time by reference to our and our affiliates' pricing models. These pricing models consider certain assumptions and variables, including our credit spreads, our internal funding rate on the pricing date, mid-market terms on hedging transactions, expectations on interest rates and volatility, price-sensitivity analysis, and the expected term of the notes. These pricing models rely in part on certain forecasts about future events, which may prove to be incorrect.
- The public offering price you pay for the notes will exceed the initial estimated value. If you attempt to sell the notes prior to maturity, their market value may be lower than the price you paid for them and lower than the initial estimated value. This is due to, among other things, changes in the level of the Index, our internal funding rate, and the inclusion in the public offering price of the underwriting discount and the hedging related charge, all as further described in "Structuring the Notes" on page TS-11. These factors, together with various credit, market and economic factors over the term of the notes, are expected to reduce the price at which you may be able to sell the notes in any secondary market and will affect the value of the notes in complex and unpredictable ways.
- The initial estimated value does not represent a minimum or maximum price at which we, MLPF&S or any of our affiliates would be willing to purchase your notes in any secondary market (if any exists) at any time. The value of your notes at any time after issuance will vary based on many factors that cannot be predicted with accuracy, including the performance of the Index, our creditworthiness and changes in market conditions.
- A trading market is not expected to develop for the notes. Neither we nor MLPF&S is obligated to make a market for, or to repurchase, the notes. There is no assurance that any party will be willing to purchase your notes at any price in any secondary market.
- Our business activities as a full service financial institution, including our commercial and investment banking activities, our hedging and trading activities (including trades in shares of companies included in the Index) and any hedging and trading activities we engage in for our clients' accounts, may affect the market value and return of the notes and may create conflicts of interest with you.
- The Index sponsor may adjust the Index in a way that affects its level, and has no obligation to consider your interests.
- You will have no rights of a holder of the securities represented by the Index, and you will not be entitled to receive securities or dividends or other distributions by the issuers of those securities.
- While we or our affiliates may from time to time own securities of companies included in the Index we do not control any company included in the Index, and are not responsible for any disclosure made by any other company.
- There may be potential conflicts of interest involving the calculation agent. We have the right to appoint and remove the calculation agent.
- The U.S. federal income tax consequences of the notes are uncertain, and may be adverse to a holder of the notes. See "Summary Tax Consequences" below and "U.S. Federal Income Tax Summary" beginning on page PS-25 of product supplement EQUITY INDICES SUN-1.

The Index

All disclosures in this term sheet regarding the Index have been derived from publicly available sources, which we have not independently verified. The information summarizes the current index methodology as published by Russell Investments ("Russell," or the "Index sponsor") and may be changed by Russell at any time. Russell, which owns the copyright and all other rights to the Index, has no obligation to continue to publish, and may discontinue publication of, the Index. The consequences of Russell discontinuing publication of the Index are discussed in the section entitled "Description of the Notes — Discontinuance of an Index" on page PS-20 of product supplement EQUITY INDICES SUN-1. None of us, the calculation agent, or MLPF&S accepts any responsibility for the calculation, maintenance or publication of the Index or any successor index. Additional information on the Index is available at the following website: <http://www.russell.com>. No information on that website is deemed to be included or incorporated by reference in this term sheet.

"Russell 2000®" and "Russell 3000®" are trademarks of Russell and have been licensed for use by our subsidiary, MLPF&S. The notes are not sponsored, endorsed, sold, or promoted by Russell, and Russell makes no representation regarding the advisability of investing in the notes.

Russell began dissemination of the Index (Bloomberg L.P. index symbol "RTY") on January 1, 1984 and calculates and publishes the Index. The Index was set to 135 as of the close of business on December 31, 1986. The Index is designed to track the performance of the small capitalization segment of the U.S. equity market. As a subset of the Russell 3000® Index, the Index consists of the smallest 2,000 companies included in the Russell 3000® Index. The Russell 3000® Index measures the performance of the largest 3,000 U.S. companies, representing approximately 98% of the investable U.S. equity market. The Index is determined, comprised, and calculated by Russell without regard to the notes.

Selection of Stocks Comprising the Index

All companies eligible for inclusion in the Index must be classified as a U.S. company under Russell's country-assignment methodology. If a company is incorporated, has a stated headquarters location, and trades in the same country (American Depositary Receipts and American Depositary Shares are not eligible), then the company is assigned to its country of incorporation. If any of the three factors are not the same, Russell defines three Home Country Indicators ("HCIs"): country of incorporation, country of headquarters, and country of the most liquid exchange (as defined by a two-year average daily dollar trading volume) ("ADDTV"). Using the HCIs, Russell compares the primary location of the company's assets with the three HCIs. If the primary location of its assets matches any of the HCIs, then the company is assigned to the primary location of its assets. If there is insufficient information to determine the country in which the company's assets are primarily located, Russell will use the primary country from which the company's revenues are primarily derived for the comparison with the three HCIs in a similar manner. Russell uses the average of two years of assets or revenues data to reduce potential turnover. If conclusive country details cannot be derived from assets or revenues data, Russell will assign the company to the country of its headquarters, which is defined as the address of the company's principal executive offices, unless that country is a Benefit Driven Incorporation "BDI" country, in which case the company will be assigned to the country of its most liquid stock exchange. BDI countries include: Anguilla, Antigua and Barbuda, Bahamas, Barbados, Belize, Bermuda, Bonaire, British Virgin Islands, Cayman Islands, Channel Islands, Cook Islands, Curacao, Faroe Islands, Gibraltar, Isle of Man, Liberia, Marshall Islands, Panama, Saba, Sint Eustatius, Sint Maarten, and Turks and Caicos Islands. For any companies incorporated or headquartered in a U.S. territory, including countries such as Puerto Rico, Guam, and U.S. Virgin Islands, a U.S. HCI is assigned.

All securities eligible for inclusion in the Index must trade on a major U.S. exchange. Bulletin board, pink-sheets, and over-the-counter ("OTC") traded securities are not eligible for inclusion. Stocks must trade at or above \$1.00 on their primary exchange on the last trading day in May to be eligible for inclusion during annual reconstitution. However, in order to reduce unnecessary turnover, if an existing member's closing price is less than \$1.00 on the last day of May, it will be considered eligible if the average of the daily closing prices (from its primary exchange) during the month of May is equal to or greater than \$1.00. Initial public offerings are added each quarter and must have a closing price at or above \$1.00 on the last day of their eligibility period in order to qualify for index inclusion. If a stock, new or existing, does not have a closing price at or above \$1.00 (on its primary exchange) on the last trading day in May, but does have a closing price at or above \$1.00 on another major U.S. exchange, that stock will be eligible for inclusion.

An important criteria used to determine the list of securities eligible for the Index is total market capitalization, which is defined as the market price as of the last trading day in May for those securities being considered at annual reconstitution times the total number of shares outstanding. Where applicable, common stock, non-restricted exchangeable shares and partnership units/membership interests are used to determine market capitalization. Any other form of shares such as preferred stock, convertible preferred stock, redeemable shares, participating preferred stock, warrants and rights, or trust receipts, are excluded from the calculation. If multiple share classes of common stock exist, they are combined. In cases where the common stock share classes act independently of each other (e.g., tracking stocks), each class is considered for inclusion separately. If multiple share classes exist, Russell will determine a primary trading vehicle, and the price of that primary trading vehicle (usually the most liquid) is used to calculate market capitalization.

Companies with a total market capitalization of less than \$30 million are not eligible for the Index. Similarly, companies with only 5% or less of their shares available in the marketplace are not eligible for the Index. Royalty trusts, limited liability companies, closed-end investment companies (business development companies are eligible), blank check companies, special purpose acquisition companies, and limited partnerships are also ineligible for inclusion.

Autocallable Market-Linked Step Up Notes

Linked to the Russell 2000® Index, due January , 2018

Annual reconstitution is a process by which the Index is completely rebuilt. Based on closing levels of the company's common stock on its primary exchange on the last trading day of May of each year, Russell reconstitutes the composition of the Index using the then existing market capitalizations of eligible companies. Reconstitution of the Index occurs on the last Friday in June or, when the last Friday in June is the 28th, 29th, or 30th, reconstitution occurs on the prior Friday. In addition, Russell adds initial public offerings to the Index on a quarterly basis based on market capitalization guidelines established during the most recent reconstitution. After membership is determined, a security's shares are adjusted to include only those shares available to the public. This is often referred to as "free float." The purpose of the adjustment is to exclude from market calculations the capitalization that is not available for purchase and is not part of the investable opportunity set.

The following graph shows the monthly historical performance of the Index in the period from January 2008 through December 2014. We obtained this historical data from Bloomberg L.P. We have not independently verified the accuracy or completeness of the information obtained from Bloomberg L.P. On January 6, 2015, the closing level of the Index was 1,161.311.



This historical data on the Index is not necessarily indicative of the future performance of the Index or what the value of the notes may be. Any historical upward or downward trend in the level of the Index during any period set forth above is not an indication that the level of the Index is more or less likely to increase or decrease at any time over the term of the notes.

Before investing in the notes, you should consult publicly available sources for the levels and trading pattern of the Index.

License Agreement

"Russell 2000®" and "Russell 3000®" are trademarks of Russell and have been licensed for use by our subsidiary, MLPF&S. The notes are not sponsored, endorsed, sold, or promoted by Russell, and Russell makes no representation regarding the advisability of investing in the notes.

Russell and MLPF&S have entered into a non-exclusive license agreement providing for the license to MLPF&S and its affiliates, including us, in exchange for a fee, of the right to use indices owned and published by Russell in connection with some securities, including the notes. The license agreement provides that the following language must be stated in this term sheet:

"The notes are not sponsored, endorsed, sold, or promoted by Russell. Russell makes no representation or warranty, express or implied, to the holders of the notes or any member of the public regarding the advisability of investing in securities generally or in the notes particularly or the ability of the Index to track general stock market performance or a segment of the same. Russell's publication of the Index in no way suggests or implies an opinion by Russell as to the advisability of investment in any or all of the securities upon which the Index is based. Russell's only relationship to MLPF&S and to us is the licensing of certain trademarks and trade names of Russell and of the Index, which is determined, composed, and calculated by Russell without regard to MLPF&S, us, or the notes. Russell is not responsible for and has not reviewed the notes nor any associated literature or publications and Russell makes no representation or warranty express or implied as to their accuracy or completeness, or otherwise. Russell reserves the right, at any time and without notice, to alter, amend, terminate, or in any way change the Index. Russell has no obligation or liability in connection with the administration, marketing, or trading of the notes.

Autocallable Market-Linked Step Up Notes

Linked to the Russell 2000® Index, due January , 2018

RUSSELL DOES NOT GUARANTEE THE ACCURACY AND/OR THE COMPLETENESS OF THE INDEX OR ANY DATA INCLUDED THEREIN AND RUSSELL SHALL HAVE NO LIABILITY FOR ANY ERRORS, OMISSIONS, OR INTERRUPTIONS THEREIN. RUSSELL MAKES NO WARRANTY, EXPRESS OR IMPLIED, AS TO RESULTS TO BE OBTAINED BY MLPF&S, US, HOLDERS OF THE NOTES, OR ANY OTHER PERSON OR ENTITY FROM THE USE OF THE INDEX OR ANY DATA INCLUDED THEREIN. RUSSELL MAKES NO EXPRESS OR IMPLIED WARRANTIES, AND EXPRESSLY DISCLAIMS ALL WARRANTIES OF MERCHANTABILITY OR FITNESS FOR A PARTICULAR PURPOSE OR USE WITH RESPECT TO THE INDEX OR ANY DATA INCLUDED THEREIN. WITHOUT LIMITING ANY OF THE FOREGOING, IN NO EVENT SHALL RUSSELL HAVE ANY LIABILITY FOR ANY SPECIAL, PUNITIVE, INDIRECT, OR CONSEQUENTIAL DAMAGES (INCLUDING LOST PROFITS), EVEN IF NOTIFIED OF THE POSSIBILITY OF SUCH DAMAGES.

Supplement to the Plan of Distribution; Conflicts of Interest

Under our distribution agreement with MLPF&S, MLPF&S will purchase the notes from us as principal at the public offering price indicated on the cover of this term sheet, less the indicated underwriting discount.

MLPF&S, a broker-dealer subsidiary of BAC, is a member of the Financial Industry Regulatory Authority, Inc. ("FINRA") and will participate as selling agent in the distribution of the notes. Accordingly, offerings of the notes will conform to the requirements of Rule 5121 applicable to FINRA members. MLPF&S may not make sales in this offering to any of its discretionary accounts without the prior written approval of the account holder.

We may deliver the notes against payment therefor in New York, New York on a date that is greater than three business days following the pricing date. Under Rule 15c6-1 of the Securities Exchange Act of 1934, trades in the secondary market generally are required to settle in three business days, unless the parties to any such trade expressly agree otherwise. Accordingly, if the initial settlement of the notes occurs more than three business days from the pricing date, purchasers who wish to trade the notes more than three business days prior to the original issue date will be required to specify alternative settlement arrangements to prevent a failed settlement.

The notes will not be listed on any securities exchange. In the original offering of the notes, the notes will be sold in minimum investment amounts of 100 units. If you place an order to purchase the notes, you are consenting to MLPF&S acting as a principal in effecting the transaction for your account.

MLPF&S will not receive an underwriting discount for notes sold to certain fee-based trusts and fee-based discretionary accounts managed by U.S. Trust operating through Bank of America, N.A.

MLPF&S may repurchase and resell the notes, with repurchases and resales being made at prices related to then-prevailing market prices or at negotiated prices, and these will include MLPF&S's trading commissions and mark-ups. MLPF&S may act as principal or agent in these market-making transactions; however, it is not obligated to engage in any such transactions. At MLPF&S's discretion, for a short, undetermined initial period after the issuance of the notes, MLPF&S may offer to buy the notes in the secondary market at a price that may exceed the initial estimated value of the notes. Any price offered by MLPF&S for the notes will be based on then-prevailing market conditions and other considerations, including the performance of the Index and the remaining term of the notes. However, neither we nor any of our affiliates is obligated to purchase your notes at any price, or at any time, and we cannot assure you that we or any of our affiliates will purchase your notes at a price that equals or exceeds the initial estimated value of the notes.

The value of the notes shown on your account statement will be based on MLPF&S's estimate of the value of the notes if MLPF&S or another of our affiliates were to make a market in the notes, which it is not obligated to do. That estimate will be based upon the price that MLPF&S may pay for the notes in light of then-prevailing market conditions and other considerations, as mentioned above, and will include transaction costs. At certain times, this price may be higher than or lower than the initial estimated value of the notes.

Structuring the Notes

The notes are our debt securities, the return on which is linked to the performance of the Index. As is the case for all of our debt securities, including our market-linked notes, the economic terms of the notes reflect our actual or perceived creditworthiness at the time of pricing. In addition, because market-linked notes result in increased operational, funding and liability management costs to us, we typically borrow the funds under these notes at a rate that is more favorable to us than the rate that we might pay for a conventional fixed or floating rate debt security. This rate, which we refer to in this term sheet as our internal funding rate, is typically lower than the rate we would pay when we issue conventional fixed or floating rate debt securities. This generally relatively lower internal funding rate, which is reflected in the economic terms of the notes, along with the fees and charges associated with market-linked notes, typically results in the initial estimated value of the notes on the pricing date being less than their public offering price.

Payments on the notes, including the amount you receive at maturity or upon an automatic call, will be calculated based on the \$10 per unit principal amount and will depend on the performance of the Index. In order to meet these payment obligations, at the time we issue the notes, we may choose to enter into certain hedging arrangements (which may include call options, put options or other derivatives) with MLPF&S or one of its affiliates. The terms of these hedging arrangements are determined by seeking bids from market participants, including MLPF&S and its affiliates, and take into account a number of factors, including our creditworthiness, interest rate movements, the volatility of the Index, the tenor of the note and the tenor of the hedging arrangements. The economic terms of the notes and their initial estimated value depend in part on the terms of these hedging arrangements.

MLPF&S has advised us that the hedging arrangements will include a hedging related charge of approximately \$0.075 per unit, reflecting an estimated profit to be credited to MLPF&S from these transactions. Since hedging entails risk and may be influenced by unpredictable market forces, additional profits and losses from these hedging arrangements may be realized by MLPF&S or any third party hedge providers.

For further information, see "Risk Factors — General Risks Relating to the Notes" beginning on page PS-7 and "Use of Proceeds" on page PS-15 of product supplement EQUITY INDICES SUN-1.

Summary Tax Consequences

You should consider the U.S. federal income tax consequences of an investment in the notes, including the following:

- There is no statutory, judicial, or administrative authority directly addressing the characterization of the notes.
- You agree with us (in the absence of an administrative determination, or judicial ruling to the contrary) to characterize and treat the notes for all tax purposes as a callable single financial contract with respect to the Index.
- Under this characterization and tax treatment of the notes, a U.S. Holder (as defined beginning on page 62 of the prospectus) generally will recognize capital gain or loss upon maturity or upon a sale, exchange, or redemption of the notes prior to maturity. This capital gain or loss generally will be long-term capital gain or loss if you held the notes for more than one year.
- No assurance can be given that the IRS or any court will agree with this characterization and tax treatment.
- Under newly proposed Treasury regulations, a “dividend equivalent” payment (as discussed in the product supplement) includes payments (including deemed payments) that are contingent upon or determined by reference to actual or estimated U.S. source dividends with respect to certain equity-linked instruments, whether explicitly stated or implicitly taken into account in computing one or more of the terms of such instrument. If enacted in their current form, the regulations will impose a withholding tax on payments made on the notes on or after January 1, 2016 that are treated as dividend equivalents. However, the Treasury Department and Internal Revenue Service have announced that they intend to limit this withholding to equity-linked instruments issued on or after the date that is 90 days after the date of publication in the Federal Register of final regulations addressing dividend equivalent withholding.

You should consult your own tax advisor concerning the U.S. federal income tax consequences to you of acquiring, owning, and disposing of the notes, as well as any tax consequences arising under the laws of any state, local, foreign, or other tax jurisdiction and the possible effects of changes in U.S. federal or other tax laws. You should review carefully the discussion under the section entitled “U.S. Federal Income Tax Summary” beginning on page PS-25 of product supplement EQUITY INDICES SUN-1.

Where You Can Find More Information

We have filed a registration statement (including a product supplement, a prospectus supplement, and a prospectus) with the SEC for the offering to which this term sheet relates. Before you invest, you should read the Note Prospectus, including this term sheet, and the other documents that we have filed with the SEC, for more complete information about us and this offering. You may get these documents without cost by visiting EDGAR on the SEC website at www.sec.gov. Alternatively, we, any agent, or any dealer participating in this offering will arrange to send you these documents if you so request by calling MLPF&S toll-free at 1-866-500-5408.

Market-Linked Investments Classification



Enhanced Return

MLPF&S classifies certain market-linked investments (the “Market-Linked Investments”) into categories, each with different investment characteristics. The following description is meant solely for informational purposes and is not intended to represent any particular Enhanced Return Market-Linked Investment or guarantee any performance.

Enhanced Return Market-Linked Investments are short- to medium-term investments that offer you a way to enhance exposure to a particular market view without taking on a similarly enhanced level of market downside risk. They can be especially effective in a flat to moderately positive market (or, in the case of bearish investments, a flat to moderately negative market). In exchange for the potential to receive better-than market returns on the linked asset, you must generally accept market downside risk and capped upside potential. As these investments are not market downside protected, and do not assure full repayment of principal at maturity, you need to be prepared for the possibility that you may lose all or part of your investment.