

This pricing supplement, which is not complete and may be changed, relates to an effective Registration Statement under the Securities Act of 1933. This pricing supplement and the accompanying product supplement, prospectus supplement and prospectus are not an offer to sell these Securities in any country or jurisdiction where such an offer would not be permitted.



Preliminary Pricing Supplement
 Subject To Completion, dated January 3, 2022
 (To Prospectus dated December 31, 2019,
 Series A Prospectus Supplement dated December 31, 2019 and
 Product Supplement EQUITY-1 dated January 3, 2020)

BofA Finance LLC

Medium-Term Notes, Series A

Fully and Unconditionally Guaranteed by Bank of America Corporation

Market Linked Securities—Auto-Callable with Contingent Downside

Principal at Risk Securities Linked to the Lowest Performing of the Dow Jones Industrial Average[®], the Russell 2000[®] Index and the Nasdaq-100 Index[®] due February 3, 2025

- Linked to the Lowest Performing of the Dow Jones Industrial Average[®], the Russell 2000[®] Index and the Nasdaq-100 Index[®] (each referred to as an "Underlying")
- Unlike ordinary debt securities, the Securities do not pay interest, do not repay a fixed amount of principal at maturity and are subject to potential automatic call upon the terms described below. Any return you receive on the Securities and whether the Securities are automatically called will depend in each case on the closing level of the Lowest Performing Underlying on the relevant Observation Date. The Lowest Performing Underlying on any Observation Date is the Underlying that has the lowest closing level on that Observation Date as a percentage of its Starting Value
- **Automatic Call.** If the closing level of the Lowest Performing Underlying on any Observation Date is greater than or equal to its Starting Value, the Securities will be automatically called for the principal amount plus the Call Premium applicable to that Observation Date. The Call Premium applicable to each Observation Date will be a percentage of the principal amount that increases for each Observation Date based on a simple (non-compounding) return of at least 12.00% per annum (to be determined on the Pricing Date)

Observation Date

February 3, 2023
 February 5, 2024
 January 27, 2025 (the "Valuation Date")

* The actual Call Premium applicable to each Observation Date will be determined on the Pricing Date

Call Premium*

At least 12.00% of the principal amount
 At least 24.00% of the principal amount
 At least 36.00% of the principal amount

- **Redemption Amount.** If the Securities are not automatically called, you will receive a Redemption Amount that could be equal to or less than the principal amount per Security depending on the closing level of the Lowest Performing Underlying on the Valuation Date as follows:
 - If the closing level of the Lowest Performing Underlying on the Valuation Date is less than its Starting Value, but greater than or equal to its Threshold Value, you will receive the principal amount of your Securities
 - If the closing level of the Lowest Performing Underlying on the Valuation Date is less than its Threshold Value, you will have full downside exposure to the decrease in the level of the Lowest Performing Underlying from its Starting Value, and you will lose more than 25%, and possibly all, of the principal amount of your Securities.
- The Threshold Value for each Underlying is 75% of its Starting Value
- Investors may lose a significant portion, or all, of the principal amount
- Your return on the Securities will depend **solely** on the performance of the Underlying that is the Lowest Performing Underlying on each Observation Date. You will not benefit in any way from the performance of the better performing Underlyings
- Any positive return on the Securities will be limited to the applicable Call Premium, even if the closing level of the Lowest Performing Underlying on the applicable Observation Date significantly exceeds its Starting Value. You will not participate in any appreciation of any Underlying beyond the applicable fixed Call Premium
- All payments on the Securities are subject to the credit risk of BofA Finance LLC ("BofA Finance"), as issuer of the Securities, and Bank of America Corporation ("BAC" or the "Guarantor"), as guarantor of the Securities
- Securities will not be listed on any securities exchange

The initial estimated value of the Securities as of the Pricing Date is expected to be between \$910.00 and \$960.00 per Security, which is less than the public offering price listed below. The actual value of your Securities at any time will reflect many factors and cannot be predicted with accuracy. See "Risk Factors" beginning on page PS-8 of this pricing supplement and "Structuring the Securities" on page PS-32 of this pricing supplement for additional information.

The Securities have complex features and investing in the Securities involves risks not associated with an investment in conventional debt securities. Potential purchasers of the Securities should consider the information in "Risk Factors" beginning on page PS-8 of this pricing supplement, page PS-5 of the accompanying product supplement, page S-5 of the accompanying prospectus supplement, and page 7 of the accompanying prospectus.

None of the Securities and Exchange Commission (the "SEC"), any state securities commission, or any other regulatory body has approved or disapproved of these Securities or determined if this pricing supplement and the accompanying product supplement, prospectus supplement and prospectus is truthful or complete. Any representation to the contrary is a criminal offense.

	Public offering price	Underwriting Discount ⁽¹⁾⁽²⁾	Proceeds, before expenses, to BofA Finance
Per Security	\$1,000.00	\$24.25	\$975.75
Total			

⁽¹⁾ Wells Fargo Securities, LLC and BofA Securities, Inc. are the selling agents for the distribution of the Securities and are acting as principal. See "Supplemental Plan of Distribution; Role of BofAS and Conflicts of Interest" in this pricing supplement for further information.

⁽²⁾ In addition, in respect of certain Securities sold in this offering, BofA Securities, Inc. or its affiliates may pay a fee of up to \$1.00 per Security to selected securities dealers in consideration for marketing and other services in connection with the distribution of the Securities to other securities dealers.

Wells Fargo Securities

BofA SECURITIES

Market Linked Securities—Auto-Callable with Contingent Downside

Principal at Risk Securities Linked to the Lowest Performing of the Dow Jones Industrial Average[®], the Russell 2000[®] Index and the Nasdaq-100 Index[®] due February 3, 2025

Terms of the Securities

Issuer:	BofA Finance LLC.														
Guarantor:	BAC.														
Underlyings:	The Dow Jones Industrial Average [®] (Bloomberg symbol: “INDU”), the Russell 2000 [®] Index (Bloomberg symbol: “RTY”) and the Nasdaq-100 Index [®] (Bloomberg symbol: “NDX”), each a price return index.														
Pricing Date:	January 31, 2022.*														
Issue Date:	February 3, 2022.* (T+3)														
Denominations:	\$1,000 and any integral multiple of \$1,000. References in this pricing supplement to a “ <u>Security</u> ” are to a Security with a principal amount of \$1,000.														
Automatic Call:	<p>If the closing level of the Lowest Performing Underlying on any Observation Date is greater than or equal to its Starting Value, the Securities will be automatically called, and on the related Call Settlement Date you will be entitled to receive a cash payment per Security in U.S. dollars equal to the principal amount per Security plus the Call Premium applicable to the relevant Observation Date. The last Observation Date is the Valuation Date, and payment upon an automatic call on the Valuation Date, if applicable, will be made on the Maturity Date.</p> <p>Any positive return on the Securities will be limited to the applicable Call Premium, even if the closing level of the Lowest Performing Underlying on the applicable Observation Date significantly exceeds its Starting Value. You will not participate in any appreciation of any Underlying beyond the applicable Call Premium.</p> <p>If the Securities are automatically called, they will cease to be outstanding on the related Call Settlement Date and you will have no further rights under the Securities after such Call Settlement Date. You will not receive any notice from us if the Securities are automatically called.</p>														
Observation Dates and Call Premiums:	<p>The Call Premium applicable to each Observation Date will be a percentage of the principal amount that increases for each Observation Date based on a simple (non-compounding) return of at least 12.00% per annum (to be determined on the Pricing Date).</p> <p>The actual Call Premium and payment per Security upon an automatic call that is applicable to each Observation Date will be determined on the Pricing Date and will be at least the amounts specified in the table below.</p> <table border="1"> <thead> <tr> <th><u>Observation Date</u></th> <th><u>Call Premium</u></th> <th><u>Payment per Security upon an Automatic Call</u></th> </tr> </thead> <tbody> <tr> <td>February 3, 2023*</td> <td>At least 12.00% of the principal amount</td> <td>At least \$1,120.00</td> </tr> <tr> <td>February 5, 2024*</td> <td>At least 24.00% of the principal amount</td> <td>At least \$1,240.00</td> </tr> <tr> <td>January 27, 2025*</td> <td>At least 36.00% of the principal amount</td> <td>At least \$1,360.00</td> </tr> </tbody> </table> <p>We refer to January 27, 2025* as the “<u>Valuation Date</u>.”</p> <p>The Observation Dates are subject to postponement for non-Trading Days and the occurrence of a Market Disruption Event. See “—Postponement of an Observation Date” below.</p>			<u>Observation Date</u>	<u>Call Premium</u>	<u>Payment per Security upon an Automatic Call</u>	February 3, 2023*	At least 12.00% of the principal amount	At least \$1,120.00	February 5, 2024*	At least 24.00% of the principal amount	At least \$1,240.00	January 27, 2025*	At least 36.00% of the principal amount	At least \$1,360.00
<u>Observation Date</u>	<u>Call Premium</u>	<u>Payment per Security upon an Automatic Call</u>													
February 3, 2023*	At least 12.00% of the principal amount	At least \$1,120.00													
February 5, 2024*	At least 24.00% of the principal amount	At least \$1,240.00													
January 27, 2025*	At least 36.00% of the principal amount	At least \$1,360.00													
Call Settlement Date:	Five business days after the applicable Observation Date (as each such Observation Date may be postponed pursuant to “—Postponement of an Observation Date” below, if applicable); <i>provided</i> that the Call Settlement Date for the last Observation Date is the Maturity Date. If an Observation Date is postponed with respect to one or more Underlyings, the related Call Settlement Date will be five business days after the last Observation Date as postponed.														
Maturity Date:	February 3, 2025.* If the Valuation Date is postponed, the Maturity Date will be the later of (i) February 3, 2025* and (ii) three business days after the last Valuation Date as postponed. See “—Postponement of an Observation Date” below. The Securities are not subject to repayment at the option of any holder of the Securities prior to the Maturity Date.														

*Subject to change

Market Linked Securities—Auto-Callable with Contingent Downside

Principal at Risk Securities Linked to the Lowest Performing of the Dow Jones Industrial Average[®], the Russell 2000[®] Index and the Nasdaq-100 Index[®] due February 3, 2025

Redemption Amount:	<p>If the Securities are not automatically called, you will be entitled to receive on the Maturity Date a cash payment per Security in U.S. dollars equal to the Redemption Amount. The “<u>Redemption Amount</u>” per Security will equal:</p> <ul style="list-style-type: none">• if the Ending Value of the Lowest Performing Underlying on the Valuation Date is less than its Starting Value but greater than or equal to its Threshold Value: \$1,000; or• if the Ending Value of the Lowest Performing Underlying on the Valuation Date is less than its Threshold Value: $\\$1,000 \times$ Performance Factor of the Lowest Performing Underlying on the Valuation Date <p>If the Securities are not automatically called and the Ending Value of the Lowest Performing Underlying on the Valuation Date is less than its Threshold Value, you will lose more than 25%, and possibly all, of the principal amount of your Securities on the Maturity Date.</p>
Lowest Performing Underlying:	For any Observation Date, the “ <u>Lowest Performing Underlying</u> ” will be the Underlying with the lowest Performance Factor on that Observation Date (as such Observation Date may be postponed for one or more Underlyings pursuant to “—Postponement of an Observation Date” below, if applicable).
Performance Factor:	With respect to an Underlying on any Observation Date, its closing level on such Observation Date <i>divided by</i> its Starting Value (expressed as a percentage).
Starting Value:	With respect to the Dow Jones Industrial Average [®] : , its closing level on the Pricing Date. With respect to the Russell 2000 [®] Index: , its closing level on the Pricing Date. With respect to the Nasdaq-100 Index [®] : , its closing level on the Pricing Date.
Ending Value:	With respect to each Underlying, its closing level on the Valuation Date.
Threshold Value:	With respect to the Dow Jones Industrial Average [®] : , which is equal to 75% of its Starting Value. With respect to the Russell 2000 [®] Index: , which is equal to 75% of its Starting Value. With respect to the Nasdaq-100 Index [®] : , which is equal to 75% of its Starting Value.
Postponement of an Observation Date:	The Observation Dates (including the Valuation Date) are each referred to as a “ <u>Observation Date</u> .” If any Observation Date is not a Trading Day (as defined below) with respect to any Underlying, such Observation Date for each Underlying will be postponed to the next succeeding day that is a Trading Day for each Underlying. An Observation Date for an Underlying is also subject to postponement due to the occurrence of a Market Disruption Event with respect to such Underlying on such Observation Date. See “Additional Terms of the Securities—Market Disruption Events.”
Calculation Agent:	BofA Securities, Inc. (“BofAS”), an affiliate of BofA Finance.
Selling Agents:	BofAS and Wells Fargo Securities, LLC (“WFS”)
Material Tax Consequences:	For a discussion of the material U.S. federal income and estate tax consequences of the ownership and disposition of the Securities, see “U.S. Federal Income Tax Summary.”
CUSIP:	09709UXR4

* Subject to change

Market Linked Securities—Auto-Callable with Contingent Downside

Principal at Risk Securities Linked to the Lowest Performing of the Dow Jones Industrial Average[®], the Russell 2000[®] Index and the Nasdaq-100 Index[®] due February 3, 2025

Additional Information about BofA Finance, the Guarantor and the Securities

The terms and risks of the Securities are contained in this pricing supplement and in the following related product supplement, prospectus supplement and prospectus. Information included in this pricing supplement supersedes information in the product supplement, prospectus supplement and prospectus to the extent that it is different from that information. These documents can be accessed at the following links:

- Product Supplement EQUITY-1 dated January 3, 2020:
<https://www.sec.gov/Archives/edgar/data/70858/000119312520001483/d836196d424b5.htm>
- Series A MTN prospectus supplement dated December 31, 2019 and prospectus dated December 31, 2019:
<https://www.sec.gov/Archives/edgar/data/70858/000119312519326462/d859470d424b3.htm>

These documents have been filed as part of a registration statement with the SEC, which may, without cost, be accessed on the SEC website at www.sec.gov or obtained from BofAS by calling 1-800-294-1322. Before you invest, you should read this pricing supplement and the accompanying product supplement, prospectus supplement and prospectus for information about us, BAC and this offering. Any prior or contemporaneous oral statements and any other written materials you may have received are superseded by this pricing supplement and the accompanying product supplement, prospectus supplement and prospectus. Certain terms used but not defined in this pricing supplement have the meanings set forth in the accompanying product supplement or prospectus supplement. Unless otherwise indicated or unless the context requires otherwise, all references in this document to “we,” “us,” “our,” or similar references are to BofA Finance, and not to BAC.

The Securities are our senior debt securities. Any payments on the Securities are fully and unconditionally guaranteed by BAC. The Securities and the related guarantee are not insured by the Federal Deposit Insurance Corporation or secured by collateral. The Securities will rank equally in right of payment with all of our other unsecured and unsubordinated obligations, and the related guarantee will rank equally in right of payment with all of BAC’s other unsecured and unsubordinated obligations, in each case, except obligations that are subject to any priorities or preferences by law. Any payments due on the Securities, including any repayment of the principal amount, will be subject to the credit risk of BofA Finance, as issuer, and BAC, as guarantor.

Market Linked Securities—Auto-Callable with Contingent Downside

Principal at Risk Securities Linked to the Lowest Performing of the Dow Jones Industrial Average[®], the Russell 2000[®] Index and the Nasdaq-100 Index[®] due February 3, 2025

Investor Considerations

We have designed the Securities for investors who:

- believe that the closing level of the Lowest Performing Underlying will be greater than or equal to its Starting Value on one of the Observation Dates;
- seek the potential for a fixed return if the Lowest Performing Underlying has appreciated at all as of any of the Observation Dates in lieu of full participation in any potential appreciation of any or all of the Underlyings;
- understand that if the closing level of the Lowest Performing Underlying is less than its Starting Value on each Observation Date, they will not receive any positive return on their investment in the Securities, and that if the closing level of the Lowest Performing Underlying on the Valuation Date has declined by more than 25% from its Starting Value, they will be fully exposed to the decline in the Lowest Performing Underlying from its Starting Value and will lose more than 25%, and possibly all, of the principal amount of their Securities at maturity;
- understand that the term of the Securities may be as short as approximately one year and that they will not receive a higher Call Premium payable with respect to a later Observation Date if the Securities are called on an earlier Observation Date;
- understand that the return on the Securities will depend solely on the performance of the Underlying that is the Lowest Performing Underlying on each Observation Date and that they will not benefit in any way from the performance of the better performing Underlyings;
- understand that the Securities are riskier than alternative investments linked to only one of the Underlyings or linked to a basket composed of each Underlying;
- understand and are willing to accept the full downside risks of each Underlying;
- are willing to forgo interest payments on the Securities and dividends on securities included in the Underlying; and
- are willing to hold the Securities until maturity.

The Securities are not designed for, and may not be a suitable investment for, investors who:

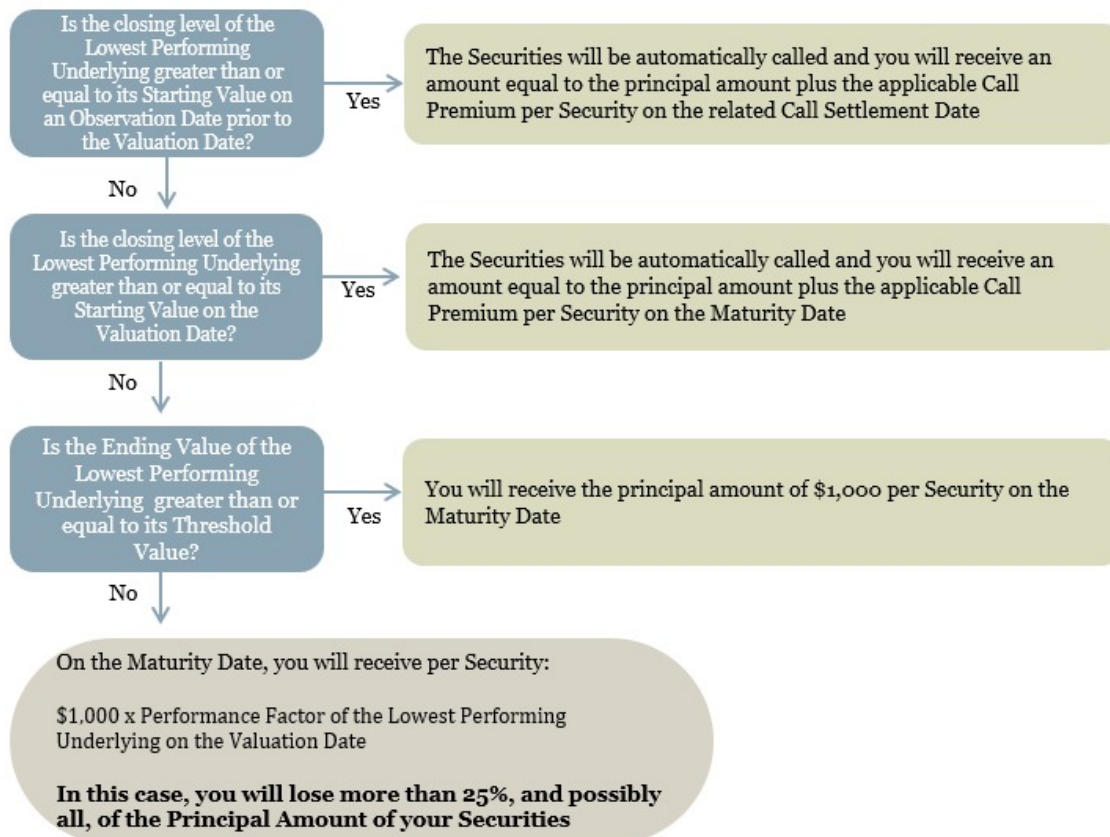
- seek a liquid investment or are unable or unwilling to hold the Securities to maturity;
- require full payment of the principal amount of the Securities at maturity;
- believe that the closing level of the Lowest Performing Underlying will be less than its Starting Value on each Observation Date;
- seek a security with a fixed term;
- are unwilling to accept the risk that, if the closing level of the Lowest Performing Underlying is less than its Starting Value on each Observation Date, they will not receive any positive return on their investment in the Securities;
- are unwilling to accept the risk that the closing level of the Lowest Performing Underlying on the Valuation Date may decline by more than 25% from its Starting Value to its Ending Value;
- are unwilling to purchase securities with an estimated value as of the Pricing Date that is lower than the principal amount and that may be as low as the lower estimated value set forth on the cover page;
- seek current income;
- are unwilling to accept the risk of exposure to the Underlyings;
- seek exposure to a basket composed of each Underlying or a similar investment in which the overall return is based on a blend of the performances of the Underlyings, rather than solely on the Lowest Performing Underlying;
- seek exposure to the upside performance of any or each Underlying beyond the applicable Call Premiums;
- are unwilling to accept the credit risk of BofA Finance, as issuer, and BAC, as guarantor, to obtain exposure to the Underlyings generally, or to obtain exposure to the Underlyings that the Securities provide specifically; or
- prefer the lower risk of conventional fixed income investments with comparable maturities issued by companies with comparable credit ratings.

Market Linked Securities—Auto-Callable with Contingent Downside

Principal at Risk Securities Linked to the Lowest Performing of the Dow Jones Industrial Average®, the Russell 2000® Index and the Nasdaq-100 Index® due February 3, 2025

Determining Timing and Amount of Payment on the Securities

The timing and amount of the payment you will receive will be determined as follows:

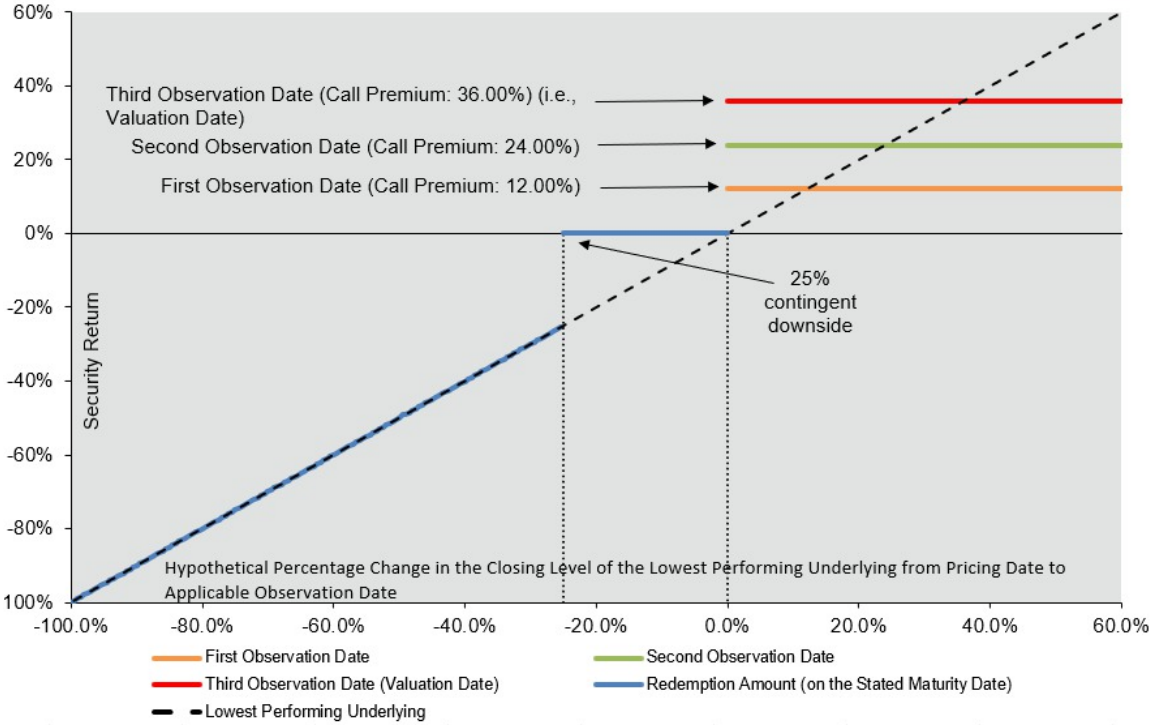


Market Linked Securities—Auto-Callable with Contingent Downside

Principal at Risk Securities Linked to the Lowest Performing of the Dow Jones Industrial Average®, the Russell 2000® Index and the Nasdaq-100 Index® due February 3, 2025

Hypothetical Payout Profile

The following profile illustrates the potential payment on the Securities for a range of hypothetical percentage changes in the closing level of the Lowest Performing Underlying from the Pricing Date to the applicable Observation Date. The profile is based on a hypothetical Call Premium of 12.00% for the first Observation Date, 24.00% for the second Observation Date and 36.00% for the third Observation Date (based on the specified minimums for the Call Premiums) and a Threshold Value equal to 75% of the Starting Value of the Lowest Performing Underlying. This profile has been prepared for purposes of illustration only. Your actual return will depend on (i) the Underlying that is the Lowest Performing Underlying on each Observation Date; (ii) whether the Securities are automatically called; (iii) if the Securities are automatically called, the actual Call Premium and the actual Observation Date on which the Securities are called; (iv) if the Securities are not automatically called, the actual Ending Value of the Lowest Performing Underlying; and (v) whether you hold your Securities to maturity or earlier automatic call. The performance of the better performing Underlyings is not relevant to your return on the Securities.



Market Linked Securities—Auto-Callable with Contingent Downside

Principal at Risk Securities Linked to the Lowest Performing of the Dow Jones Industrial Average[®], the Russell 2000[®] Index and the Nasdaq-100 Index[®] due February 3, 2025

Risk Factors

The Securities have complex features and investing in the Securities will involve risks not associated with an investment in conventional debt securities. Your decision to purchase the Securities should be made only after carefully considering the risks of an investment in the Securities, including those discussed below, with your advisors in light of your particular circumstances. The Securities are not an appropriate investment for you if you are not knowledgeable about significant elements of the Securities or financial matters in general. You should carefully review the more detailed explanation of risks relating to the Securities in the “Risk Factors” sections beginning on page PS-5 of the accompanying product supplement, page S-5 of the accompanying prospectus supplement and page 7 of the accompanying prospectus.

Structure-related Risks

Your investment may result in a loss; there is no guaranteed return of principal. There is no fixed principal repayment amount on the Securities at maturity. If the Securities are not automatically called and the Ending Value of the Lowest Performing Underlying is less than its Threshold Value, at maturity, you will lose 1% of the principal amount for each 1% that the Ending Value of the Lowest Performing Underlying is less than its Starting Value. In that case, you will lose a significant portion or all of your investment in the Securities.

Any positive investment return on the Securities is limited. You will not participate in any increase in the levels of the Underlyings. Any positive investment return is limited to the applicable Call Premium, if any, regardless of the extent to which the closing level of any Underlying on any Observation Date exceeds its Starting Value. In contrast, a direct investment in the securities included in the Underlyings would allow you to receive the benefit of any appreciation in their values. Thus, any return on the Securities will not reflect the return you would realize if you actually owned those securities and received the dividends paid or distributions made on them. The return on the Securities may be less than a comparable investment directly in the securities included in or held by the Underlyings. There is no guarantee that the Securities will be called for more than the principal amount, and it is possible you will not receive any positive return on the Securities.

The Securities do not bear interest. Unlike a conventional debt security, no interest payments will be paid over the term of the Securities, regardless of the extent to which the closing level of any Underlying exceeds its Starting Value or Threshold Value on any Observation Date.

The Call Premium or Redemption Amount, as applicable, will not reflect the levels of the Underlyings other than on the Observation Dates. The levels of the Underlyings during the term of the Securities other than on the Observation Dates will not affect payments on the Securities. Notwithstanding the foregoing, investors should generally be aware of the performance of the Underlyings while holding the Securities, as the performance of the Underlyings may influence the market value of the Securities. The calculation agent will determine whether the Securities will be automatically called, and will calculate the Call Premium or the Redemption Amount, as applicable, by comparing only the Starting Value or Threshold Value, as applicable, to the closing level of the Lowest Performing Underlying on the applicable Observation Date. No other levels of the Underlyings will be taken into account. As a result, if the Securities are not automatically called, and the Ending Value of the Lowest Performing Underlying is less than its Threshold Value, you will receive less than the principal amount at maturity even if the level of each Underlying was always above its Threshold Value prior to the Valuation Date.

The Securities are subject to a potential automatic call, which would limit your ability to receive further payment on the Securities. The Securities are subject to a potential automatic call. The Securities will be automatically called if, on any Observation Date, the closing level of the Lowest Performing Underlying is greater than or equal to its Starting Value. If the Securities are automatically called, you will be entitled to receive the principal amount and the applicable Call Premium with respect to the applicable Observation Date. In this case, you will lose the opportunity to receive payment of any higher call premium that otherwise would be payable after the date of the automatic call. If the Securities are called, you may be unable to invest in other securities with a similar level of risk that could provide a return that is similar to the Securities.

Because the Securities are linked to the lowest performing (and not the average performance) of the Underlyings, you may not receive any return on the Securities and may lose a significant portion or all of your principal amount even if the closing level of one Underlying is always greater than or equal to its Threshold Value. Your Securities are linked to the lowest performing of the Underlyings, and a change in the level of one Underlying may not correlate with changes in the level of the other Underlying(s). The Securities are not linked to a basket composed of the Underlyings, where the depreciation in the level of one Underlying could be offset to some extent by the appreciation in the level of the other Underlying(s). In the case of the Securities, the individual performance of each Underlying would not be combined, and the depreciation in the level of one Underlying would not be offset by any appreciation in the level of the other Underlying(s). Even if the closing level of an Underlying is at or above its Starting Value on an Observation Date, the Securities will not be automatically called, and you will not receive the Call Premium with respect to that Observation Date, if the closing level of another Underlying is below its Starting Value on that day. In addition, even if the Ending Value of an Underlying is at or above its Threshold Value, you will lose a portion of your principal if the Ending Value of the Lowest Performing Underlying is below its Threshold Value.

Market Linked Securities—Auto-Callable with Contingent Downside

Principal at Risk Securities Linked to the Lowest Performing of the Dow Jones Industrial Average[®], the Russell 2000[®] Index and the Nasdaq-100 Index[®] due February 3, 2025

Your return on the Securities may be less than the yield on a conventional debt security of comparable maturity. Any return that you receive on the Securities may be less than the return you would earn if you purchased a conventional debt security with the same Maturity Date. As a result, your investment in the Securities may not reflect the full opportunity cost to you when you consider factors, such as inflation, that affect the time value of money.

Any payment on the Securities is subject to our credit risk and the credit risk of the Guarantor, and actual or perceived changes in our or the Guarantor's creditworthiness are expected to affect the value of the Securities. The Securities are our senior unsecured debt securities. Any payment on the Securities will be fully and unconditionally guaranteed by the Guarantor. The Securities are not guaranteed by any entity other than the Guarantor. As a result, your receipt of the payment on an automatic call or the Redemption Amount at maturity will be dependent upon our ability and the ability of the Guarantor to repay our respective obligations under the Securities on the payment date, as applicable, regardless of the closing level of the Lowest Performing Underlying as compared to its Starting Value or Threshold Value, as applicable.

In addition, our credit ratings and the credit ratings of the Guarantor are assessments by ratings agencies of our respective abilities to pay our obligations. Consequently, our or the Guarantor's perceived creditworthiness and actual or anticipated decreases in our or the Guarantor's credit ratings or increases in the spread between the yield on our respective securities and the yield on U.S. Treasury securities (the "credit spread") prior to the Maturity Date of your Securities may adversely affect the market value of the Securities. However, because your return on the Securities depends upon factors in addition to our ability and the ability of the Guarantor to pay our respective obligations, such as the levels of the Underlyings, an improvement in our or the Guarantor's credit ratings will not reduce the other investment risks related to the Securities.

We are a finance subsidiary and, as such, have no independent assets, operations or revenues. We are a finance subsidiary of the Guarantor, have no operations other than those related to the issuance, administration and repayment of our debt securities that are guaranteed by the Guarantor, and are dependent upon the Guarantor and/or its other subsidiaries to meet our obligations under the Securities in the ordinary course. Therefore, our ability to make payments on the Securities may be limited.

Valuation- and Market-related Risks

The public offering price you pay for the Securities will exceed their initial estimated value. The range of initial estimated values of the Securities that is provided on the cover page of this preliminary pricing supplement, and the initial estimated value as of the Pricing Date that will be provided in the final pricing supplement, are each estimates only, determined as of a particular point in time by reference to our and our affiliates' pricing models. These pricing models consider certain assumptions and variables, including our credit spreads and those of the Guarantor, the Guarantor's internal funding rate, mid-market terms on hedging transactions, expectations on interest rates, dividends and volatility, price-sensitivity analysis, and the expected term of the Securities. These pricing models rely in part on certain forecasts about future events, which may prove to be incorrect. If you attempt to sell the Securities prior to maturity, their market value may be lower than the price you paid for them and lower than their initial estimated value. This is due to, among other things, changes in the levels of the Underlyings, changes in the Guarantor's internal funding rate, and the inclusion in the public offering price of the underwriting discount and the hedging related charges, all as further described in "Structuring the Securities" below. These factors, together with various credit, market and economic factors over the term of the Securities, are expected to reduce the price at which you may be able to sell the Securities in any secondary market and will affect the value of the Securities in complex and unpredictable ways.

The initial estimated value does not represent a minimum or maximum price at which we, BAC, BofAS or any of our other affiliates or WFS or its affiliates would be willing to purchase your Securities in any secondary market (if any exists) at any time. The value of your Securities at any time after issuance will vary based on many factors that cannot be predicted with accuracy, including the performance of the Underlyings, our and BAC's creditworthiness and changes in market conditions.

We cannot assure you that a trading market for your Securities will ever develop or be maintained. We will not list the Securities on any securities exchange. We cannot predict how the Securities will trade in any secondary market or whether that market will be liquid or illiquid.

The Securities are not designed to be short-term trading instruments, and if you attempt to sell the Securities prior to maturity, their market value, if any, will be affected by various factors that interrelate in complex ways, and their market value may be less than the principal amount. The following factors are expected to affect the value of the Securities: levels of the Underlyings at such time; volatility of the Underlyings; economic and other conditions generally; interest rates; dividend yields; exchange rate movements and volatility; our and the Guarantor's financial condition and creditworthiness; and time to maturity.

Conflict-related Risks

Trading and hedging activities by us, the Guarantor and any of our other affiliates, including BofAS, and WFS and its affiliates, may create conflicts of interest with you and may affect your return on the Securities and their market value. We, the Guarantor or one or more of our other affiliates, including BofAS, and WFS and its affiliates, may buy or sell the

Market Linked Securities—Auto-Callable with Contingent Downside

Principal at Risk Securities Linked to the Lowest Performing of the Dow Jones Industrial Average[®], the Russell 2000[®] Index and the Nasdaq-100 Index[®] due February 3, 2025

securities held by or included in the Underlyings, or futures or options contracts on the Underlyings or those securities, or other listed or over-the-counter derivative instruments linked to the Underlyings or those securities. While we, the Guarantor or one or more of our other affiliates, including BofAS, and WFS and its affiliates, may from time to time own securities represented by the Underlyings, except to the extent that BAC's or Wells Fargo & Company's (the parent company of WFS) common stock may be included in the Underlyings, as applicable, we, the Guarantor and our other affiliates, including BofAS, and WFS and its affiliates, do not control any company included in the Underlyings, and have not verified any disclosure made by any other company. We, the Guarantor or one or more of our other affiliates, including BofAS, or WFS and its affiliates, may execute such purchases or sales for our own or their own accounts, for business reasons, or in connection with hedging our obligations under the Securities. These transactions may present a conflict of interest between your interest in the Securities and the interests we, the Guarantor and our other affiliates, including BofAS, and WFS and its affiliates, may have in our or their proprietary accounts, in facilitating transactions, including block trades, for our or their other customers, and in accounts under our or their management. These transactions may adversely affect the levels of the Underlyings in a manner that could be adverse to your investment in the Securities. On or before the Pricing Date, any purchases or sales by us, the Guarantor or our other affiliates, including BofAS or others on its behalf, and WFS and its affiliates (including for the purpose of hedging some or all of our anticipated exposure in connection with the Securities), may affect the levels of the Underlyings. Consequently, the levels of the Underlyings may change subsequent to the Pricing Date, which may adversely affect the market value of the Securities.

We, the Guarantor or one or more of our other affiliates, including BofAS, and WFS and its affiliates, also may expect to engage in hedging activities that could affect the levels of the Underlyings on the Pricing Date. In addition, these hedging activities, including the unwinding of a hedge, may decrease the market value of your Securities prior to maturity, and may affect the amounts to be paid on the Securities. We, the Guarantor or one or more of our other affiliates, including BofAS, and WFS and its affiliates, may purchase or otherwise acquire a long or short position in the Securities and may hold or resell the Securities. For example, BofAS may enter into these transactions in connection with any market making activities in which it engages. We cannot assure you that these activities will not adversely affect the levels of the Underlyings, the market value of your Securities prior to maturity or the amounts payable on the Securities.

If WFS, BofAS or an affiliate of either selling agent participating as a dealer in the distribution of the Securities conducts hedging activities for us in connection with the Securities, such selling agent or participating dealer will expect to realize a projected profit from such hedging activities, and this projected profit will be in addition to any discount, concession or fee received in connection with the sale of the Securities to you. This additional projected profit may create a further incentive for the selling agents or participating dealers to sell the Securities to you.

There may be potential conflicts of interest involving the calculation agent, which is an affiliate of ours. We have the right to appoint and remove the calculation agent. One of our affiliates will be the calculation agent for the Securities and, as such, will make a variety of determinations relating to the Securities, including the amounts that will be paid on the Securities. Under some circumstances, these duties could result in a conflict of interest between its status as our affiliate and its responsibilities as calculation agent.

Underlying-related Risks

The publisher of an Underlying may adjust that Underlying in a way that affects its levels, and the publisher has no obligation to consider your interests. The publisher of an Underlying can add, delete, or substitute the components included in that Underlying or make other methodological changes that could change its level. Any of these actions could adversely affect the value of your Securities.

The Securities are subject to risks associated with small-size capitalization companies. The stocks comprising the RTY are issued by companies with small-sized market capitalization. The stock prices of small-size companies may be more volatile than stock prices of large capitalization companies. Small-size capitalization companies may be less able to withstand adverse economic, market, trade and competitive conditions relative to larger companies. Small-size capitalization companies may also be more susceptible to adverse developments related to their products or services.

The Securities are subject to risks associated with foreign securities markets. The NDX includes certain foreign equity securities. You should be aware that investments in securities linked to the value of foreign equity securities involve particular risks. The foreign securities markets comprising the NDX may have less liquidity and may be more volatile than U.S. or other securities markets and market developments may affect foreign markets differently from U.S. or other securities markets. Direct or indirect government intervention to stabilize these foreign securities markets, as well as cross-shareholdings in foreign companies, may affect trading prices and volumes in these markets. Also, there is generally less publicly available information about foreign companies than about those U.S. companies that are subject to the reporting requirements of the SEC, and foreign companies are subject to accounting, auditing and financial reporting standards and requirements that differ from those applicable to U.S. reporting companies. Prices of securities in foreign countries are subject to political, economic, financial and social factors that apply in those geographical regions. These factors, which could negatively affect those securities markets, include the possibility of recent or future changes in a foreign government's economic and fiscal policies, the possible imposition of, or changes in, currency exchange laws or other laws or restrictions applicable to foreign companies or investments in foreign equity securities and the possibility of fluctuations in the rate of exchange between

Market Linked Securities—Auto-Callable with Contingent Downside

Principal at Risk Securities Linked to the Lowest Performing of the Dow Jones Industrial Average[®], the Russell 2000[®] Index and the Nasdaq-100 Index[®] due February 3, 2025

currencies, the possibility of outbreaks of hostility and political instability and the possibility of natural disaster or adverse public health developments in the region. Moreover, foreign economies may differ favorably or unfavorably from the U.S. economy in important respects such as growth of gross national product, rate of inflation, capital reinvestment, resources and self-sufficiency.

Tax-related Risks

The U.S. federal income tax consequences of an investment in the Securities are uncertain, and may be adverse to a holder of the Securities. No statutory, judicial, or administrative authority directly addresses the characterization of the Securities or securities similar to the Securities for U.S. federal income tax purposes. As a result, significant aspects of the U.S. federal income tax consequences of an investment in the Securities are not certain. Under the terms of the Securities, you will have agreed with us to treat the Securities as single financial contracts, as described below under “U.S. Federal Income Tax Summary—General.” If the Internal Revenue Service (the “IRS”) were successful in asserting an alternative characterization for the Securities, the timing and character of gain or loss with respect to the Securities may differ. No ruling will be requested from the IRS with respect to the Securities and no assurance can be given that the IRS will agree with the statements made in the section entitled “U.S. Federal Income Tax Summary.” **You are urged to consult with your own tax advisor regarding all aspects of the U.S. federal income tax consequences of investing in the Securities.**

Market Linked Securities—Auto-Callable with Contingent Downside

Principal at Risk Securities Linked to the Lowest Performing of the Dow Jones Industrial Average[®], the Russell 2000[®] Index and the Nasdaq-100 Index[®] due February 3, 2025

Hypothetical Returns

If the Securities are automatically called:

Assuming that the Securities are automatically called, the following table illustrates, for each hypothetical Observation Date on which the Securities are automatically called:

- the hypothetical payment per Security on the related Call Settlement Date, assuming that the Call Premiums are equal to their specified minimums; and
- the hypothetical pre-tax total rate of return.

Hypothetical Observation Date on which Securities are automatically called	Hypothetical payment per Security on related Call Settlement Date	Hypothetical pre-tax total rate of return
1st Observation Date	\$1,120.00	12.00%
2nd Observation Date	\$1,240.00	24.00%
3rd Observation Date	\$1,360.00	36.00%

If the Securities are not automatically called:

Assuming that the Securities are not automatically called, the following table illustrates, for a range of hypothetical Performance Factors of the Lowest Performing Underlying on the Valuation Date:

- the hypothetical Redemption Amount per Security; and
- the hypothetical pre-tax total rate of return.

Hypothetical Performance Factor of the Lowest Performing Underlying on the Valuation Date ⁽¹⁾	Hypothetical Redemption Amount per Security	Hypothetical pre-tax total rate of return
95.00%	\$1,000.00	0.00%
90.00%	\$1,000.00	0.00%
80.00%	\$1,000.00	0.00%
75.00%	\$1,000.00	0.00%
74.00%	\$740.00	-26.00%
50.00%	\$500.00	-50.00%
25.00%	\$250.00	-75.00%
0.00%	\$0.00	-100.00%

⁽¹⁾ The Performance Factor of the Lowest Performing Underlying on the Valuation Date is equal to its Ending Value divided by its Starting Value (expressed as a percentage).

The above figures are for purposes of illustration only and may have been rounded for ease of analysis. The actual payment per Security upon an automatic call or Redemption Amount and the resulting pre-tax rate of return will depend on (i) the Underlying that is the Lowest Performing Underlying on each Observation Date; (ii) whether the Securities are automatically called; (iii) if the Securities are automatically called, the actual Call Premium and the actual Observation Date on which the Securities are called; (iv) if the Securities are not automatically called, the actual Ending Value of the Lowest Performing Underlying; and (v) whether you hold your Securities to maturity or earlier automatic call. The performance of the better performing Underlyings is not relevant to your return on the Securities.

Market Linked Securities—Auto-Callable with Contingent Downside

Principal at Risk Securities Linked to the Lowest Performing of the Dow Jones Industrial Average[®], the Russell 2000[®] Index and the Nasdaq-100 Index[®] due February 3, 2025

Hypothetical Payment Upon An Automatic Call

Set forth below are two examples of calculations of the amount payable if the Securities are automatically called on an Observation Date. The Securities will be automatically called on an Observation Date if the closing level of the Lowest Performing Underlying on such Observation Date is greater than or equal to its Starting Value. The following examples assume hypothetical Call Premiums based on the specified minimums for the Call Premiums and assume the hypothetical Starting Value and closing levels for each Underlying indicated in the examples. The terms used for purposes of these hypothetical examples do not represent any actual Starting Value. The hypothetical Starting Value of 100.00 for each Underlying has been chosen for illustrative purposes only and does not represent the actual Starting Value for any Underlying. The actual Starting Value for each Underlying will be determined on the Pricing Date and will be set forth under “Terms of the Securities” above. For historical data regarding the actual closing levels of the Underlyings, see the historical information set forth herein. These examples are for purposes of illustration only and the values used in the examples may have been rounded for ease of analysis.

Example 1. The closing level of the Lowest Performing Underlying on the first Observation Date is greater than its Starting Value, and the Securities are automatically called:

	Dow Jones Industrial Average [®]	Russell 2000 [®] Index	Nasdaq-100 Index [®]
Hypothetical Starting Value:	100.00	100.00	100.00
Hypothetical closing level on first Observation Date:	125.00	135.00	140.00
Performance Factor (closing level on first Observation Date divided by Starting Value):	125.00%	135.00%	140.00%

Step 1: Determine which Underlying is the Lowest Performing Underlying on the first Observation Date.

In this example, the Dow Jones Industrial Average[®] has the lowest Performance Factor and is, therefore, the Lowest Performing Underlying on the first Observation Date.

Step 2: Determine the payment upon automatic call.

Since the hypothetical closing level of the Lowest Performing Underlying on the first Observation Date is greater than its hypothetical Starting Value, the Securities are automatically called and you will receive on the related Call Settlement Date the principal amount of your securities plus a Call Premium of 12.00% of the principal amount per Security. Even though the Lowest Performing Underlying appreciated by 25.00% from its Starting Value to its closing level on the first Observation Date in this example, your return is limited to the Call Premium of 12.00% that is applicable to such Observation Date.

On the Call Settlement Date, you would receive \$1,120.00 per Security.

Example 2. The Securities are not automatically called prior to the last Observation Date (the Valuation Date). The closing level of the Lowest Performing Underlying on the Valuation Date is greater than its Starting Value, and the Securities are automatically called:

	Dow Jones Industrial Average [®]	Russell 2000 [®] Index	Nasdaq-100 Index [®]
Hypothetical Starting Value:	100.00	100.00	100.00
Hypothetical closing level on Observation Dates prior to the Valuation Date:	Various (all above Starting Value)	Various (all below Starting Value)	Various (all below Starting Value)
Hypothetical closing level on Valuation Date:	120.00	130.00	105.00
Performance Factor (closing level on Valuation Date divided by Starting Value):	120.00%	130.00%	105.00%

Step 1: Determine which Underlying is the Lowest Performing Underlying on the Valuation Date.

In this example, the Nasdaq-100 Index[®] has the lowest Performance Factor and is, therefore, the Lowest Performing Underlying on the Valuation Date.

Step 2: Determine the payment upon automatic call.

Since the hypothetical closing level of the Lowest Performing Underlying on each Observation Date prior to the last Observation Date (which is the Valuation Date) is less than its hypothetical Starting Value, the Securities are not called prior to the Valuation Date. Since the closing level of the Lowest Performing Underlying on the Valuation Date is greater than its Starting Value, the Securities are automatically called and you will receive on the related Call Settlement Date (which is the Maturity Date) the principal amount of your securities plus a Call Premium of 36.00% of the principal amount per Security.

On the Call Settlement Date (which is the Maturity Date), you would receive \$1,360.00 per Security.

Market Linked Securities—Auto-Callable with Contingent Downside

Principal at Risk Securities Linked to the Lowest Performing of the Dow Jones Industrial Average[®], the Russell 2000[®] Index and the Nasdaq-100 Index[®] due February 3, 2025

Hypothetical Redemption Amount

If the closing level of the Lowest Performing Underlying is less than its Starting Value on each Observation Date, the Securities will not be automatically called, and you will receive a Redemption Amount that will be equal to or less than the principal amount per Security, depending on the Ending Value of the Lowest Performing Underlying (i.e., the closing level of the Lowest Performing Underlying on the Valuation Date). Set forth below are two examples of calculations of the Redemption Amount, assuming that the Securities have not been automatically called and assuming the hypothetical Starting Value, Threshold Value and Ending Values for the Underlyings indicated in the examples. The terms used for purposes of these hypothetical examples do not represent the actual Starting Value or Threshold Value for any Underlying. The hypothetical Starting Value of 100.00 for the Underlyings has been chosen for illustrative purposes only and does not represent any actual Starting Value for any Underlying. The actual Starting Value and Threshold Value for each Underlying will be determined on the Pricing Date and will be set forth under "Terms of the Securities" above. For historical data regarding the actual closing levels of the Underlyings, see the historical information set forth herein. These examples are for purposes of illustration only and the values used in the examples may have been rounded for ease of analysis.

Example 1. The Ending Value of the Lowest Performing Underlying on the Valuation Date is less than its Starting Value but greater than its Threshold Value and the Redemption Amount is equal to the principal amount:

	Dow Jones Industrial Average [®]	Russell 2000 [®] Index	Nasdaq-100 Index [®]
Hypothetical Starting Value:	100.00	100.00	100.00
Hypothetical Ending Value:	90.00	120.00	120.00
Hypothetical Threshold Value:	75.00	75.00	75.00
Performance Factor (Ending Value <i>divided by</i> Starting Value):	90.00%	120.00%	120.00%

Step 1: Determine which Underlying is the Lowest Performing Underlying on the Valuation Date.

In this example, the Dow Jones Industrial Average[®] Index has the lowest Performance Factor and is, therefore, the Lowest Performing Underlying on the Valuation Date.

Step 2: Determine the Redemption Amount based on the Ending Value of the Lowest Performing Underlying on the Valuation Date.

Since the hypothetical Ending Value of the Lowest Performing Underlying on the Valuation Date is less than its hypothetical Starting Value but greater than its hypothetical Threshold Value, you would be repaid the principal amount of your Securities at maturity.

On the Maturity Date, you would receive \$1,000.00 per Security.

Market Linked Securities—Auto-Callable with Contingent Downside

Principal at Risk Securities Linked to the Lowest Performing of the Dow Jones Industrial Average[®], the Russell 2000[®] Index and the Nasdaq-100 Index[®] due February 3, 2025

Example 2. The Ending Value of the Lowest Performing Underlying on the Valuation Date is less than its Threshold Value and the Redemption Amount is less than the principal amount:

	Dow Jones Industrial Average [®]	Russell 2000 [®] Index	Nasdaq-100 Index [®]
Hypothetical Starting Value:	100.00	100.00	100.00
Hypothetical Ending Value:	120.00	50.00	110.00
Hypothetical Threshold Value:	75.00	75.00	75.00
Performance factor (Ending Value <i>divided by</i> Starting Value):	120.00%	50.00%	110.00%

Step 1: Determine which Underlying is the Lowest Performing Underlying on the Valuation Date.

In this example, the Russell 2000[®] Index has the lowest Performance Factor and is, therefore, the Lowest Performing Underlying on the Valuation Date.

Step 2: Determine the Redemption Amount based on the Ending Value of the Lowest Performing Underlying on the Valuation Date.

Since the hypothetical Ending Value of the Lowest Performing Underlying on the Valuation Date is less than its hypothetical Threshold Value, you would lose a portion of the principal amount of your Securities and receive a Redemption Amount equal to \$500.00 per Security, calculated as follows:

= \$1,000 × Performance Factor of the Lowest Performing Underlying on the Valuation Date

= \$1000 × 50.00%

= \$500.00

On the Maturity Date, you would receive \$500.00 per Security, resulting in a loss of 50.00%. As this example illustrates, if any Underlying depreciates below its Threshold Value on the Valuation Date, you will incur a loss on the Securities at maturity, even if the other Underlyings have appreciated or have not declined below their respective Threshold Values.

To the extent that the Starting Value, Threshold Value and Ending Value of the Lowest Performing Underlying differ from the values assumed above, the results indicated above would be different.

Market Linked Securities—Auto-Callable with Contingent Downside

Principal at Risk Securities Linked to the Lowest Performing of the Dow Jones Industrial Average[®], the Russell 2000[®] Index and the Nasdaq-100 Index[®] due February 3, 2025

Additional Terms of the Securities

BofA Finance will issue the Securities as part of a series of senior unsecured debt securities entitled “Medium-Term Notes, Series A,” which is more fully described in the Series A MTN prospectus supplement. Information included in this pricing supplement supersedes information in the product supplement, prospectus supplement and prospectus to the extent that it is different from that information.

Certain Definitions

A “Trading Day” with respect to an Underlying means a day, as determined by the calculation agent, on which (i) the Relevant Stock Exchanges with respect to each security underlying such Underlying are scheduled to be open for trading for their respective regular trading sessions and (ii) each Related Futures or Options Exchange with respect to such Underlying is scheduled to be open for trading for its regular trading session.

The “Relevant Stock Exchange” for any security underlying an Underlying means the primary exchange or quotation system on which such security is traded, as determined by the calculation agent.

The “Related Futures or Options Exchange” for an Underlying means an exchange or quotation system where trading has a material effect (as determined by the calculation agent) on the overall market for futures or options contracts relating to such Underlying.

Market Disruption Events

A “Market Disruption Event” with respect to an Underlying means any of the following events as determined by the calculation agent in its sole discretion:

- (A) The occurrence or existence of a material suspension of or limitation imposed on trading by the Relevant Stock Exchanges or otherwise relating to securities which then comprise 20% or more of the level of such Underlying or any successor equity index at any time during the one-hour period that ends at the close of trading on that day, whether by reason of movements in price exceeding limits permitted by those Relevant Stock Exchanges or otherwise.
- (B) The occurrence or existence of a material suspension of or limitation imposed on trading by any Related Futures or Options Exchange or otherwise in futures or options contracts relating to such Underlying or any successor equity index on any Related Futures or Options Exchange at any time during the one-hour period that ends at the close of trading on that day, whether by reason of movements in price exceeding limits permitted by the Related Futures or Options Exchange or otherwise.
- (C) The occurrence or existence of any event, other than an early closure, that materially disrupts or impairs the ability of market participants in general to effect transactions in, or obtain market values for, securities that then comprise 20% or more of the level of such Underlying or any successor equity index on their Relevant Stock Exchanges at any time during the one-hour period that ends at the close of trading on that day.
- (D) The occurrence or existence of any event, other than an early closure, that materially disrupts or impairs the ability of market participants in general to effect transactions in, or obtain market values for, futures or options contracts relating to such Underlying or any successor equity index on any Related Futures or Options Exchange at any time during the one-hour period that ends at the close of trading on that day.
- (E) The closure on any exchange business day of the Relevant Stock Exchanges on which securities that then comprise 20% or more of the level of such Underlying or any successor equity index are traded or any Related Futures or Options Exchange with respect to such Underlying or any successor equity index prior to its scheduled closing time unless the earlier closing time is announced by the Relevant Stock Exchange or Related Futures or Options Exchange, as applicable, at least one hour prior to the earlier of (1) the actual closing time for the regular trading session on such Relevant Stock Exchange or Related Futures or Options Exchange, as applicable, and (2) the submission deadline for orders to be entered into the Relevant Stock Exchange or Related Futures or Options Exchange, as applicable, system for execution at such actual closing time on that day.
- (F) The Relevant Stock Exchange for any security underlying such Underlying or successor equity index or any Related Futures or Options Exchange with respect to such Underlying or any successor equity index fails to open for trading during its regular trading session.

For purposes of determining whether a Market Disruption Event has occurred with respect to an Underlying:

- (1) the relevant percentage contribution of a security to the level of such Underlying or any successor equity index will be based on a comparison of (x) the portion of the level of such Underlying attributable to that security and (y) the overall level of such Underlying or successor equity index, in each case immediately before the occurrence of the Market Disruption Event;

Market Linked Securities—Auto-Callable with Contingent Downside

Principal at Risk Securities Linked to the Lowest Performing of the Dow Jones Industrial Average[®], the Russell 2000[®] Index and the Nasdaq-100 Index[®] due February 3, 2025

- (2) the “close of trading” on any Trading Day for such Underlying or any successor equity index means the scheduled closing time of the Relevant Stock Exchanges with respect to the securities underlying such Underlying or successor equity index on such Trading Day; provided that, if the actual closing time of the regular trading session of any such Relevant Stock Exchange is earlier than its scheduled closing time on such Trading Day, then (x) for purposes of clauses (A) and (C) of the definition of “Market Disruption Event” above, with respect to any security underlying such Underlying or successor equity index for which such Relevant Stock Exchange is its Relevant Stock Exchange, the “close of trading” means such actual closing time and (y) for purposes of clauses (B) and (D) of the definition of “Market Disruption Event” above, with respect to any futures or options contract relating to such Underlying or successor equity index, the “close of trading” means the latest actual closing time of the regular trading session of any of the Relevant Stock Exchanges, but in no event later than the scheduled closing time of the Relevant Stock Exchanges;
- (3) the “scheduled closing time” of any Relevant Stock Exchange or Related Futures or Options Exchange on any Trading Day for such Underlying or any successor equity index means the scheduled weekday closing time of such Relevant Stock Exchange or Related Futures or Options Exchange on such Trading Day, without regard to after hours or any other trading outside the regular trading session hours; and
- (4) an “exchange business day” means any Trading Day for such Underlying or any successor equity index on which each Relevant Stock Exchange for the securities underlying such Underlying or any successor equity index and each Related Futures or Options Exchange with respect to such Underlying or any successor equity index are open for trading during their respective regular trading sessions, notwithstanding any such Relevant Stock Exchange or Related Futures or Options Exchange closing prior to its scheduled closing time.

If a Market Disruption Event occurs or is continuing with respect to an Underlying on any Observation Date, then such Observation Date for such Underlying will be postponed to the first succeeding Trading Day for such Underlying on which a Market Disruption Event for such Underlying has not occurred and is not continuing; however, if such first succeeding Trading Day has not occurred as of the eighth Trading Day for such Underlying after the originally scheduled Observation Date, that eighth Trading Day shall be deemed to be the Observation Date for such Underlying. If an Observation Date has been postponed eight Trading Days for an Underlying after the originally scheduled Observation Date and a Market Disruption Event occurs or is continuing with respect to such Underlying on such eighth Trading Day, the calculation agent will determine the closing level of such Underlying on such eighth Trading Day in accordance with the formula for and method of calculating the closing level of such Underlying last in effect prior to commencement of the Market Disruption Event, using the closing price (or, with respect to any relevant security, if a Market Disruption Event has occurred with respect to such security, its good faith estimate of the value of such security at the scheduled closing time of the Relevant Stock Exchange for such security or, if earlier, the actual closing time of the regular trading session of such Relevant Stock Exchange) on such date of each security included in such Underlying. As used herein, “closing price” means, with respect to any security on any date, the Relevant Stock Exchange traded or quoted price of such security as of the scheduled closing time of the Relevant Stock Exchange for such security or, if earlier, the actual closing time of the regular trading session of such Relevant Stock Exchange. Notwithstanding the postponement of an Observation Date for an Underlying due to a Market Disruption Event with respect to such Underlying on such Observation Date, the originally scheduled Observation Date will remain the Observation Date for any Underlying not affected by a Market Disruption Event on such day.

Adjustments to an Underlying

If at any time the method of calculating an Underlying or a successor equity index, or the closing level thereof, is changed in a material respect, or if an Underlying or a successor equity index is in any other way modified so that such index does not, in the opinion of the calculation agent, fairly represent the level of such index had those changes or modifications not been made, then the calculation agent will, at the close of business in New York, New York, on each date that the closing level of such index is to be calculated, make such calculations and adjustments as, in the good faith judgment of the calculation agent, may be necessary in order to arrive at a level of such index comparable to the Underlying or successor equity index as if those changes or modifications had not been made, and the calculation agent will calculate the closing level of such Underlying or successor equity index with reference to such index, as so adjusted. Accordingly, if the method of calculating an Underlying or successor equity index is modified so that the level of such index is a fraction or a multiple of what it would have been if it had not been modified (e.g., due to a split or reverse split in such equity index), then the calculation agent will adjust such Underlying or successor equity index in order to arrive at a level of such index as if it had not been modified (e.g., as if the split or reverse split had not occurred).

Discontinuance of an Underlying

If the sponsor or publisher of an Underlying (each, an “index sponsor”) discontinues publication of the applicable Underlying, and such index sponsor or another entity publishes a successor or substitute equity index that the calculation agent determines, in its sole discretion, to be comparable to such Underlying (a “successor equity index”), then, upon the calculation agent’s notification of that determination to the trustee and BofA Finance, the calculation agent will substitute the successor equity index as calculated by the relevant index sponsor or other entity and calculate the closing level of such Underlying on any date of determination as described above. Upon any selection by the calculation agent of a successor equity index, BofA Finance will cause notice to be given to holders of the Securities.

Market Linked Securities—Auto-Callable with Contingent Downside

Principal at Risk Securities Linked to the Lowest Performing of the Dow Jones Industrial Average[®], the Russell 2000[®] Index and the Nasdaq-100 Index[®] due February 3, 2025

In the event that an index sponsor discontinues publication of an Underlying prior to, and the discontinuance is continuing on, an Observation Date and the calculation agent determines that no successor equity index is available at such time, the calculation agent will calculate a substitute closing level for such Underlying in accordance with the formula for and method of calculating such Underlying last in effect prior to the discontinuance, but using only those securities that comprised such Underlying immediately prior to that discontinuance. If a successor equity index is selected or the calculation agent calculates a level as a substitute for an Underlying, the successor equity index or level will be used as a substitute for such Underlying for all purposes, including the purpose of determining whether a Market Disruption Event exists.

If on an Observation Date an index sponsor fails to calculate and announce the level of an Underlying, the calculation agent will calculate a substitute closing level of such Underlying in accordance with the formula for and method of calculating such Underlying last in effect prior to the failure, but using only those securities that comprised such Underlying immediately prior to that failure; *provided* that, if a Market Disruption Event occurs or is continuing with respect to such Underlying on such day, then the provisions set forth above under “—Market Disruption Events” shall apply in lieu of the foregoing.

Notwithstanding these alternative arrangements, discontinuance of the publication of, or the failure by the relevant index sponsor to calculate and announce the level of, an Underlying may adversely affect the value of the Securities.

Events of Default and Acceleration

If an Event of Default, as defined in the senior indenture relating to the Securities and in the section entitled “Description of Debt Securities—Events of Default and Rights of Acceleration” beginning on page 22 of the accompanying prospectus, with respect to the Securities occurs and is continuing, the amount payable to a holder of the Securities upon any acceleration permitted under the senior indenture will be equal to the amount described under the caption “Terms of the Securities—Redemption Amount” above, calculated as though the date of acceleration were the Valuation Date of the Securities; provided that if the closing level of the Lowest Performing Underlying on the date of acceleration is equal to or greater than its Starting Value, then the Redemption Amount will be calculated using a call premium that is prorated to the date of acceleration. In case of a default in the payment of the Securities, whether at their maturity or upon acceleration, the Securities will not bear a default interest rate.

Market Linked Securities—Auto-Callable with Contingent Downside

Principal at Risk Securities Linked to the Lowest Performing of the Dow Jones Industrial Average[®], the Russell 2000[®] Index and the Nasdaq-100 Index[®] due February 3, 2025

All disclosures contained in this pricing supplement regarding the Underlyings, including, without limitation, their make-up, method of calculation, and changes in their components, have been derived from publicly available sources. The information reflects the policies of, and is subject to change by, each of S&P Dow Jones Indices LLC (“SPDJI”), the sponsor of the INDU, FTSE Russell, the sponsor of the RTY, and Nasdaq, Inc., the sponsor of the NDX. We refer to SPDJI, FTSE Russell and Nasdaq, Inc as the “Underlying Sponsors”. The Underlying Sponsors, which license the copyright and all other rights to the Underlyings, have no obligation to continue to publish, and may discontinue publication of, the Underlyings. The consequences of any Underlying Sponsor discontinuing publication of the applicable Underlying are discussed in “Additional Terms of the Securities — Discontinuance of an Underlying” above. None of us, the Guarantor, the calculation agent, or BofAS accepts any responsibility for the calculation, maintenance or publication of any Underlying or any successor index. None of us, the Guarantor, BofAS or any of our other affiliates makes any representation to you as to the future performance of the Underlyings. You should make your own investigation into the Underlyings.

The Dow Jones Industrial Average[®]

Unless otherwise stated, all information on the INDU provided in this pricing supplement is derived from Dow Jones Indexes, the marketing name and a licensed trademark of SPDJI. The INDU is a price-weighted index, which means an underlying stock's weight in the INDU is based on its price per share rather than the total market capitalization of the issuer. The INDU is designed to provide an indication of the composite performance of 30 common stocks of corporations representing a broad cross-section of U.S. industry. The corporations represented in the INDU tend to be market leaders in their respective industries and their stocks are typically widely held by individuals and institutional investors.

The INDU is maintained by an Averages Committee comprised of three representatives of SPDJI and two representatives of *The Wall Street Journal* (“WSJ”). Generally, composition changes occur only after mergers, corporate acquisitions or other dramatic shifts in a component's core business. When such an event necessitates that one component be replaced, the entire INDU is reviewed. As a result, when changes are made they typically involve more than one component. While there are no rules for component selection, a stock typically is added only if it has an excellent reputation, demonstrates sustained growth, is of interest to a large number of investors and accurately represents the sector(s) covered by the average.

Changes in the composition of the INDU are made entirely by the Averages Committee without consultation with the corporations represented in the INDU, any stock exchange, any official agency or us. Unlike most other indices, which are reconstituted according to a fixed review schedule, constituents of the INDU are reviewed on an as-needed basis. Changes to the common stocks included in the INDU tend to be made infrequently, and the underlying stocks of the INDU may be changed at any time for any reason. The companies currently represented in the INDU are incorporated in the United States and its territories and their stocks are listed on the New York Stock Exchange (“NYSE”) and The Nasdaq Stock Market (“NASDAQ”).

The INDU initially consisted of 12 common stocks and was first published in the WSJ in 1896. The INDU was increased to include 20 common stocks in 1916 and to include 30 common stocks in 1928. The number of common stocks in the INDU has remained at 30 since 1928, and, in an effort to maintain continuity, the constituent corporations represented in the INDU have been changed on a relatively infrequent basis. The INDU includes companies from nine main groups: Basic Materials; Consumer Goods; Consumer Services; Financials; Healthcare; Industrials; Oil & Gas; Technology; and Telecommunications.

Computation of the INDU

The level of the INDU is the sum of the primary exchange prices of each of the 30 component stocks included in the INDU, divided by a divisor that is designed to provide a meaningful continuity in the level of the INDU. Because the INDU is price-weighted, stock splits or changes in the component stocks could result in distortions in the INDU level. In order to prevent these distortions related to extrinsic factors, the divisor is periodically changed in accordance with a mathematical formula that reflects adjusted proportions within the INDU. The current divisor of the INDU is published daily in the WSJ and other publications. In addition, other statistics based on the INDU may be found in a variety of publicly available sources.

Market Linked Securities—Auto-Callable with Contingent Downside

Principal at Risk Securities Linked to the Lowest Performing of the Dow Jones Industrial Average®, the Russell 2000® Index and the Nasdaq-100 Index® due February 3, 2025

Historical Performance of the INDU

The following graph sets forth the daily historical performance of the INDU in the period from January 1, 2008 through December 31, 2021. We obtained this historical data from Bloomberg L.P. We have not independently verified the accuracy or completeness of the information obtained from Bloomberg L.P. The horizontal line in the graph represents the INDU's hypothetical Threshold Value of 27,253.725, which is 75% of the INDU's hypothetical Starting Value of 36,338.30, which was its closing level on December 31, 2021. The actual Starting Value and Threshold Value will be determined on the Pricing Date.



This historical data on the INDU is not necessarily indicative of the future performance of the INDU or what the value of the Securities may be. Any historical upward or downward trend in the level of the INDU during any period set forth above is not an indication that the level of the INDU is more or less likely to increase or decrease at any time over the term of the Securities.

Before investing in the Securities, you should consult publicly available sources for the levels of the INDU.

Market Linked Securities—Auto-Callable with Contingent Downside

Principal at Risk Securities Linked to the Lowest Performing of the Dow Jones Industrial Average[®], the Russell 2000[®] Index and the Nasdaq-100 Index[®] due February 3, 2025

License Agreement

S&P[®] is a registered trademark of Standard & Poor's Financial Services LLC ("S&P") and Dow Jones[®] is a registered trademark of Dow Jones Trademark Holdings LLC ("Dow Jones"). These trademarks have been licensed for use by S&P Dow Jones Indices LLC. "Standard & Poor's[®]," "S&P 500[®]" and "S&P[®]" are trademarks of S&P. These trademarks have been sublicensed for certain purposes by our affiliate, Merrill Lynch, Pierce, Fenner & Smith Incorporated. The INDU is a product of S&P Dow Jones Indices LLC and/or its affiliates and has been licensed for use by Merrill Lynch, Pierce, Fenner & Smith Incorporated.

The Securities are not sponsored, endorsed, sold or promoted by S&P Dow Jones Indices LLC, Dow Jones, S&P or any of their respective affiliates (collectively, "S&P Dow Jones Indices"). S&P Dow Jones Indices make no representation or warranty, express or implied, to the holders of the Securities or any member of the public regarding the advisability of investing in securities generally or in the Securities particularly or the ability of the INDU to track general market performance. S&P Dow Jones Indices' only relationship to Merrill Lynch, Pierce, Fenner & Smith Incorporated with respect to the INDU is the licensing of the INDU and certain trademarks, service marks and/or trade names of S&P Dow Jones Indices and/or its third party licensors. The INDU is determined, composed and calculated by S&P Dow Jones Indices without regard to us, Merrill Lynch, Pierce, Fenner & Smith Incorporated, or the Securities. S&P Dow Jones Indices have no obligation to take our needs, BAC's needs or the needs of Merrill Lynch, Pierce, Fenner & Smith Incorporated or holders of the Securities into consideration in determining, composing or calculating the INDU. S&P Dow Jones Indices are not responsible for and have not participated in the determination of the prices and amount of the Securities or the timing of the issuance or sale of the Securities or in the determination or calculation of the equation by which the Securities are to be converted into cash. S&P Dow Jones Indices have no obligation or liability in connection with the administration, marketing or trading of the Securities. There is no assurance that investment products based on the INDU will accurately track index performance or provide positive investment returns. S&P Dow Jones Indices LLC and its subsidiaries are not investment advisors. Inclusion of a security or futures contract within an index is not a recommendation by S&P Dow Jones Indices to buy, sell, or hold such security or futures contract, nor is it considered to be investment advice. Notwithstanding the foregoing, S&P Dow Jones Indices LLC and its affiliates may independently issue and/or sponsor financial products unrelated to the Securities currently being issued by us, but which may be similar to and competitive with the Securities. In addition, S&P Dow Jones Indices LLC and its affiliates may trade financial products which are linked to the performance of the INDU. It is possible that this trading activity will affect the value of the Securities.

S&P DOW JONES INDICES DO NOT GUARANTEE THE ADEQUACY, ACCURACY, TIMELINESS AND/OR THE COMPLETENESS OF THE INDU OR ANY DATA RELATED THERETO OR ANY COMMUNICATION, INCLUDING BUT NOT LIMITED TO, ORAL OR WRITTEN COMMUNICATIONS (INCLUDING ELECTRONIC COMMUNICATIONS) WITH RESPECT THERETO. S&P DOW JONES INDICES SHALL NOT BE SUBJECT TO ANY DAMAGES OR LIABILITY FOR ANY ERRORS, OMISSIONS, OR DELAYS THEREIN. S&P DOW JONES INDICES MAKE NO EXPRESS OR IMPLIED WARRANTIES, AND EXPRESSLY DISCLAIM ALL WARRANTIES, OF MERCHANTABILITY OR FITNESS FOR A PARTICULAR PURPOSE OR USE OR AS TO RESULTS TO BE OBTAINED BY US, BAC, MERRILL LYNCH, PIERCE, FENNER & SMITH INCORPORATED, HOLDERS OF THE SECURITIES, OR ANY OTHER PERSON OR ENTITY FROM THE USE OF THE INDU OR WITH RESPECT TO ANY DATA RELATED THERETO. WITHOUT LIMITING ANY OF THE FOREGOING, IN NO EVENT WHATSOEVER SHALL S&P DOW JONES INDICES BE LIABLE FOR ANY INDIRECT, SPECIAL, INCIDENTAL, PUNITIVE, OR CONSEQUENTIAL DAMAGES INCLUDING BUT NOT LIMITED TO, LOSS OF PROFITS, TRADING LOSSES, LOST TIME OR GOODWILL, EVEN IF THEY HAVE BEEN ADVISED OF THE POSSIBILITY OF SUCH DAMAGES, WHETHER IN CONTRACT, TORT, STRICT LIABILITY, OR OTHERWISE. THERE ARE NO THIRD PARTY BENEFICIARIES OF ANY AGREEMENTS OR ARRANGEMENTS BETWEEN S&P DOW JONES INDICES AND MERRILL LYNCH, PIERCE, FENNER & SMITH INCORPORATED, OTHER THAN THE LICENSORS OF S&P DOW JONES INDICES.

Market Linked Securities—Auto-Callable with Contingent Downside

Principal at Risk Securities Linked to the Lowest Performing of the Dow Jones Industrial Average[®], the Russell 2000[®] Index and the Nasdaq-100 Index[®] due February 3, 2025

The Russell 2000[®] Index

The RTY was developed by Russell Investments (“Russell”) before FTSE International Limited and Russell combined in 2015 to create FTSE Russell, which is wholly owned by London Stock Exchange Group. Additional information on the RTY is available at the following website: <http://www.ftserussell.com>. No information on that website is deemed to be included or incorporated by reference in this pricing supplement.

Russell began dissemination of the RTY on January 1, 1984. FTSE Russell calculates and publishes the RTY. The RTY was set to 135 as of the close of business on December 31, 1986. The RTY is designed to track the performance of the small capitalization segment of the U.S. equity market. As a subset of the Russell 3000[®] Index, the RTY consists of the smallest 2,000 companies included in the Russell 3000[®] Index. The Russell 3000[®] Index measures the performance of the largest 3,000 U.S. companies, representing approximately 98% of the investable U.S. equity market. The RTY is determined, comprised, and calculated by FTSE Russell without regard to the Securities.

Selection of Stocks Comprising the RTY

All companies eligible for inclusion in the RTY must be classified as a U.S. company under FTSE Russell’s country-assignment methodology. If a company is incorporated, has a stated headquarters location, and trades in the same country (American Depositary Receipts and American Depositary Shares are not eligible), then the company is assigned to its country of incorporation. If any of the three factors are not the same, FTSE Russell defines three Home Country Indicators (“HCIs”): country of incorporation, country of headquarters, and country of the most liquid exchange (as defined by a two-year average daily dollar trading volume) from all exchanges within a country. Using the HCIs, FTSE Russell compares the primary location of the company’s assets with the three HCIs. If the primary location of its assets matches any of the HCIs, then the company is assigned to the primary location of its assets. If there is insufficient information to determine the country in which the company’s assets are primarily located, FTSE Russell will use the country from which the company’s revenues are primarily derived for the comparison with the three HCIs in a similar manner. FTSE Russell uses the average of two years of assets or revenues data to reduce potential turnover. If conclusive country details cannot be derived from assets or revenues data, FTSE Russell will assign the company to the country of its headquarters, which is defined as the address of the company’s principal executive offices, unless that country is a Benefit Driven Incorporation “BDI” country, in which case the company will be assigned to the country of its most liquid stock exchange. BDI countries include: Anguilla, Antigua and Barbuda, Bahamas, Barbados, Belize, Bermuda, Bonaire, British Virgin Islands, Cayman Islands, Channel Islands, Cook Islands, Curacao, Faroe Islands, Gibraltar, Guernsey, Isle of Man, Jersey, Liberia, Marshall Islands, Panama, Saba, Sint Eustatius, Sint Maarten, and Turks and Caicos Islands. For any companies incorporated or headquartered in a U.S. territory, including Puerto Rico, Guam, and U.S. Virgin Islands, a U.S. HCI is assigned.

All securities eligible for inclusion in the RTY must trade on a major U.S. exchange. Stocks must have a closing price at or above \$1.00 on their primary exchange on the last trading day in May to be eligible for inclusion during annual reconstitution. However, in order to reduce unnecessary turnover, if an existing member’s closing price is less than \$1.00 on the last day of May, it will be considered eligible if the average of the daily closing prices (from its primary exchange) during the month of May is equal to or greater than \$1.00. Initial public offerings are added each quarter and must have a closing price at or above \$1.00 on the last day of their eligibility period in order to qualify for index inclusion. If an existing stock does not trade on the “rank day” (typically the last trading day in May but a confirmed timetable is announced each spring) but does have a closing price at or above \$1.00 on another eligible U.S. exchange, that stock will be eligible for inclusion.

An important criterion used to determine the list of securities eligible for the RTY is total market capitalization, which is defined as the market price as of the last trading day in May for those securities being considered at annual reconstitution times the total number of shares outstanding. Where applicable, common stock, non-restricted exchangeable shares and partnership units/membership interests are used to determine market capitalization. Any other form of shares such as preferred stock, convertible preferred stock, redeemable shares, participating preferred stock, warrants and rights, installment receipts or trust receipts, are excluded from the calculation. If multiple share classes of common stock exist, they are combined. In cases where the common stock share classes act independently of each other (e.g., tracking stocks), each class is considered for inclusion separately. If multiple share classes exist, the pricing vehicle will be designated as the share class with the highest two-year trading volume as of the rank day in May.

Companies with a total market capitalization of less than \$30 million are not eligible for the RTY. Similarly, companies with only 5% or less of their shares available in the marketplace are not eligible for the RTY. Royalty trusts, limited liability companies, closed-end investment companies (companies that are required to report Acquired Fund Fees and Expenses, as defined by the SEC, including business development companies), blank check companies, special purpose acquisition companies, and limited partnerships are also

Market Linked Securities—Auto-Callable with Contingent Downside

Principal at Risk Securities Linked to the Lowest Performing of the Dow Jones Industrial Average®, the Russell 2000® Index and the Nasdaq-100 Index® due February 3, 2025

ineligible for inclusion. Bulletin board, pink sheets, and over-the-counter traded securities are not eligible for inclusion. Exchange traded funds and mutual funds are also excluded.

Annual reconstitution is a process by which the RTY is completely rebuilt. Based on closing levels of the company's common stock on its primary exchange on the rank day of May of each year, FTSE Russell reconstitutes the composition of the RTY using the then existing market capitalizations of eligible companies. Reconstitution of the RTY occurs on the last Friday in June or, when the last Friday in June is the 29th or 30th, reconstitution occurs on the prior Friday. In addition, FTSE Russell adds initial public offerings to the RTY on a quarterly basis based on total market capitalization ranking within the market-adjusted capitalization breaks established during the most recent reconstitution. After membership is determined, a security's shares are adjusted to include only those shares available to the public. This is often referred to as "free float." The purpose of the adjustment is to exclude from market calculations the capitalization that is not available for purchase and is not part of the investable opportunity set.

Historical Performance of the RTY

The following graph sets forth the daily historical performance of the RTY in the period from January 1, 2008 through December 31, 2021. We obtained this historical data from Bloomberg L.P. We have not independently verified the accuracy or completeness of the information obtained from Bloomberg L.P. The horizontal line in the graph represents the RTY's hypothetical Threshold Value of 1,683.98475, which is 75% of the RTY's hypothetical Starting Value of 2,245.313, which was its closing level on December 31, 2021. The actual Starting Value and Threshold Value will be determined on the Pricing Date.



This historical data on the RTY is not necessarily indicative of the future performance of the RTY or what the value of the Securities may be. Any historical upward or downward trend in the level of the RTY during any period set forth above is not an indication that the level of the RTY is more or less likely to increase or decrease at any time over the term of the Securities.

Before investing in the Securities, you should consult publicly available sources for the levels of the RTY.

Market Linked Securities—Auto-Callable with Contingent Downside

Principal at Risk Securities Linked to the Lowest Performing of the Dow Jones Industrial Average[®], the Russell 2000[®] Index and the Nasdaq-100 Index[®] due February 3, 2025

License Agreement

“Russell 2000[®]” and “Russell 3000[®]” are trademarks of FTSE Russell and have been licensed for use by our affiliate, Merrill Lynch, Pierce, Fenner & Smith Incorporated. The Securities are not sponsored, endorsed, sold, or promoted by FTSE Russell, and FTSE Russell makes no representation regarding the advisability of investing in the Securities.

FTSE Russell and Merrill Lynch, Pierce, Fenner & Smith Incorporated have entered into a non-exclusive license agreement providing for the license to Merrill Lynch, Pierce, Fenner & Smith Incorporated and its affiliates, including us, in exchange for a fee, of the right to use indices owned and published by FTSE Russell in connection with some securities, including the Securities. The license agreement provides that the following language must be stated in this pricing supplement:

The Securities are not sponsored, endorsed, sold, or promoted by FTSE Russell. FTSE Russell makes no representation or warranty, express or implied, to the holders of the Securities or any member of the public regarding the advisability of investing in securities generally or in the Securities particularly or the ability of the RTY to track general stock market performance or a segment of the same. FTSE Russell’s publication of the RTY in no way suggests or implies an opinion by FTSE Russell as to the advisability of investment in any or all of the securities upon which the RTY is based. FTSE Russell’s only relationship to Merrill Lynch, Pierce, Fenner & Smith Incorporated and to us is the licensing of certain trademarks and trade names of FTSE Russell and of the RTY, which is determined, composed, and calculated by FTSE Russell without regard to Merrill Lynch, Pierce, Fenner & Smith Incorporated, us, or the Securities. FTSE Russell is not responsible for and has not reviewed the Securities nor any associated literature or publications and FTSE Russell makes no representation or warranty express or implied as to their accuracy or completeness, or otherwise. FTSE Russell reserves the right, at any time and without notice, to alter, amend, terminate, or in any way change the RTY. FTSE Russell has no obligation or liability in connection with the administration, marketing, or trading of the Securities.

FTSE RUSSELL DOES NOT GUARANTEE THE ACCURACY AND/OR THE COMPLETENESS OF THE RTY OR ANY DATA INCLUDED THEREIN AND FTSE RUSSELL SHALL HAVE NO LIABILITY FOR ANY ERRORS, OMISSIONS, OR INTERRUPTIONS THEREIN. FTSE RUSSELL MAKES NO WARRANTY, EXPRESS OR IMPLIED, AS TO RESULTS TO BE OBTAINED BY MERRILL LYNCH, PIERCE, FENNER & SMITH INCORPORATED, US, HOLDERS OF THE SECURITIES, OR ANY OTHER PERSON OR ENTITY FROM THE USE OF THE RTY OR ANY DATA INCLUDED THEREIN. FTSE RUSSELL MAKES NO EXPRESS OR IMPLIED WARRANTIES, AND EXPRESSLY DISCLAIMS ALL WARRANTIES OF MERCHANTABILITY OR FITNESS FOR A PARTICULAR PURPOSE OR USE WITH RESPECT TO THE RTY OR ANY DATA INCLUDED THEREIN. WITHOUT LIMITING ANY OF THE FOREGOING, IN NO EVENT SHALL FTSE RUSSELL HAVE ANY LIABILITY FOR ANY SPECIAL, PUNITIVE, INDIRECT, OR CONSEQUENTIAL DAMAGES (INCLUDING LOST PROFITS), EVEN IF NOTIFIED OF THE POSSIBILITY OF SUCH DAMAGES.

Market Linked Securities—Auto-Callable with Contingent Downside

Principal at Risk Securities Linked to the Lowest Performing of the Dow Jones Industrial Average[®], the Russell 2000[®] Index and the Nasdaq-100 Index[®] due February 3, 2025

The Nasdaq-100 Index[®]

The NDX is intended to measure the performance of the 100 largest domestic and international non-financial securities listed on The Nasdaq Stock Market (“NASDAQ”) based on market capitalization. The NDX reflects companies across major industry groups including computer hardware and software, telecommunications, retail/wholesale trade and biotechnology. It does not contain securities of financial companies including investment companies.

The NDX began trading on January 31, 1985 at a base value of 125.00. The NDX is calculated and published by Nasdaq, Inc. In administering the NDX, Nasdaq, Inc. will exercise reasonable discretion as it deems appropriate.

Underlying Stock Eligibility Criteria

NDX eligibility is limited to specific security types only. The security types eligible for the NDX include foreign or domestic common stocks, ordinary shares, ADRs and tracking stocks. Security types not included in the NDX are closed-end funds, convertible debt securities, exchange traded funds, limited liability companies, limited partnership interests, preferred stocks, rights, shares or units of beneficial interest, warrants, units, and other derivative securities. The NDX does not contain securities of investment companies. For purposes of the NDX eligibility criteria, if the security is a depositary receipt representing a security of a non-U.S. issuer, then references to the “issuer” are references to the issuer of the underlying security.

Initial Eligibility Criteria

To be eligible for initial inclusion in the NDX, a security must be listed on NASDAQ and meet the following criteria:

- the security’s U.S. listing must be exclusively on the Nasdaq Global Select Market or the Nasdaq Global Market (unless the security was dually listed on another U.S. market prior to January 1, 2004 and has continuously maintained such listing);
- the security must be of a non-financial company;
- the security may not be issued by an issuer currently in bankruptcy proceedings;
- the security must have a minimum three-month average daily trading volume of at least 200,000 shares;
- if the issuer of the security is organized under the laws of a jurisdiction outside the U.S., then such security must have listed options on a recognized options market in the U.S. or be eligible for listed-options trading on a recognized options market in the U.S.;
- the issuer of the security may not have entered into a definitive agreement or other arrangement which would likely result in the security no longer being eligible for inclusion in the NDX;
- the issuer of the security may not have annual financial statements with an audit opinion that is currently withdrawn;
and
- the issuer of the security must have “seasoned” on NASDAQ, the New York Stock Exchange or NYSE Amex. Generally, a company is considered to be seasoned if it has been listed on a market for at least three full months (excluding the first month of initial listing).

Continued Eligibility Criteria

In addition, to be eligible for continued inclusion in the NDX, the following criteria apply:

- the security’s U.S. listing must be exclusively on the Nasdaq Global Select Market or the Nasdaq Global Market;
- the security must be of a non-financial company;
- the security may not be issued by an issuer currently in bankruptcy proceedings;
- the security must have a minimum three-month average daily trading volume of at least 200,000 shares;
- if the issuer of the security is organized under the laws of a jurisdiction outside the U.S., then such security must have listed options on a recognized options market in the U.S. or be eligible for listed-options trading on a recognized options market in the U.S. (measured annually during the ranking review process);

Market Linked Securities—Auto-Callable with Contingent Downside

Principal at Risk Securities Linked to the Lowest Performing of the Dow Jones Industrial Average[®], the Russell 2000[®] Index and the Nasdaq-100 Index[®] due February 3, 2025

- the security must have an adjusted market capitalization equal to or exceeding 0.10% of the aggregate adjusted market capitalization of the NDX at each month-end. In the event a company does not meet this criterion for two consecutive month-ends, it will be removed from the NDX effective after the close of trading on the third Friday of the following month; and
- the issuer of the security may not have annual financial statements with an audit opinion that is currently withdrawn.

Computation of the NDX

The value of the NDX equals the aggregate value of the NDX share weights (the “NDX Shares”) of each of the NDX securities multiplied by each such security’s last sale price (last sale price refers to the last sale price on NASDAQ), and divided by the divisor of the NDX. If trading in an NDX security is halted while the market is open, the last traded price for that security is used for all NDX computations until trading resumes. If trading is halted before the market is open, the previous day’s last sale price is used. The formula for determining the NDX value is as follows:

$$\frac{\text{Aggregated Adjusted Market Value}}{\text{Divisor}}$$

The NDX is ordinarily calculated without regard to cash dividends on NDX securities. The NDX is calculated during the trading day and is disseminated once per second from 09:30:01 to 17:16:00 ET. The closing level of the NDX may change up until 17:15:00 ET due to corrections to the last sale price of the NDX securities. The official closing value of the NDX is ordinarily disseminated at 17:16:00 ET.

NDX Maintenance

Changes to NDX Constituents

Changes to the NDX constituents may be made during the annual ranking review. In addition, if at any time during the year other than the annual review, it is determined that an NDX security issuer no longer meets the criteria for continued inclusion in the NDX, or is otherwise determined to have become ineligible for continued inclusion in the NDX, it is replaced with the largest market capitalization issuer not currently in the NDX that meets the applicable eligibility criteria for initial inclusion in the NDX.

Ordinarily, a security will be removed from the NDX at its last sale price. However, if at the time of its removal the NDX security is halted from trading on its primary listing market and an official closing price cannot readily be determined, the NDX security may, in Nasdaq, Inc.’s discretion, be removed at a price of \$0.00000001 (“zero price”). This zero price will be applied to the NDX security after the close of the market but prior to the time the official closing value of the NDX is disseminated.

Divisor Adjustments

The divisor is adjusted to ensure that changes in the NDX constituents either by corporate actions (that adjust either the price or shares of an NDX security) or NDX participation outside of trading hours do not affect the value of the NDX. All divisor changes occur after the close of the applicable index security markets.

Quarterly NDX Rebalancing

The NDX will be rebalanced on a quarterly basis if it is determined that (1) the current weight of the single NDX security with the largest market capitalization is greater than 24.0% of the NDX or (2) the collective weight of those securities whose individual current weights are in excess of 4.5% exceeds 48.0% of the NDX. In addition, a “special rebalancing” of the NDX may be conducted at any time if Nasdaq, Inc. determines it necessary to maintain the integrity and continuity of the NDX. If either one or both of the above weight distribution conditions are met upon quarterly review, or Nasdaq, Inc. determines that a special rebalancing is necessary, a weight rebalancing will be performed.

If the first weight distribution condition is met and the current weight of the single NDX security with the largest market capitalization is greater than 24.0%, then the weights of all securities with current weights greater than 1.0% (“large securities”) will be scaled down proportionately toward 1.0% until the adjusted weight of the single largest NDX security reaches 20.0%.

If the second weight distribution condition is met and the collective weight of those securities whose individual current weights are in excess of 4.5% (or adjusted weights in accordance with the previous step, if applicable) exceeds 48.0% of the NDX, then the weights of all such large securities in that group will be scaled down proportionately toward 1.0% until their collective weight, so adjusted, is equal to 40.0%.

Market Linked Securities—Auto-Callable with Contingent Downside

Principal at Risk Securities Linked to the Lowest Performing of the Dow Jones Industrial Average[®], the Russell 2000[®] Index and the Nasdaq-100 Index[®] due February 3, 2025

The aggregate weight reduction among the large securities resulting from either or both of the rebalancing steps above will then be redistributed to those securities with weightings of less than 1.0% (“small securities”) in the following manner. In the first iteration, the weight of the largest small security will be scaled upwards by a factor which sets it equal to the average NDX weight of 1.0%. The weights of each of the smaller remaining small securities will be scaled up by the same factor reduced in relation to each security’s relative ranking among the small securities such that the smaller the NDX security in the ranking, the less its weight will be scaled upward. This is intended to reduce the market impact of the weight rebalancing on the smallest component securities in the NDX.

In the second iteration of the small security rebalancing, the weight of the second largest small security, already adjusted in the first iteration, will be scaled upwards by a factor which sets it equal to the average NDX weight of 1.0%. The weights of each of the smaller remaining small securities will be scaled up by this same factor reduced in relation to each security’s relative ranking among the small securities such that, once again, the smaller the security in the ranking, the less its weight will be scaled upward. Additional iterations will be performed until the accumulated increase in weight among the small securities equals the aggregate weight reduction among the large securities that resulted from the rebalancing in accordance with the two weight distribution conditions discussed above.

Finally, to complete the rebalancing process, once the final weighting percentages for each NDX security have been set, the NDX Shares will be determined anew based upon the last sale prices and aggregate capitalization of the NDX at the close of trading on the last calendar day in February, May, August and November. Changes to the NDX Shares will be made effective after the close of trading on the third Friday in March, June, September and December, and an adjustment to the divisor is made to ensure continuity of the NDX. Ordinarily, new rebalanced NDX Shares will be determined by applying the above procedures to the current NDX Shares. However, Nasdaq, Inc. may, from time to time, determine rebalanced weights, if necessary, by applying the above procedure to the actual current market capitalization of the NDX components. In such instances, Nasdaq, Inc. would announce the different basis for rebalancing prior to its implementation.

During the quarterly rebalancing, data is cutoff as of the previous month end and no changes are made to the NDX from that cutoff until the quarterly index share change effective date, except in the case of changes due to corporate actions with an ex-date.

Adjustments for Corporate Actions

Changes in the price and/or NDX Shares driven by corporate events such as stock dividends, splits, and certain spin-offs and rights issuances will be adjusted on the ex-date. If the change in total shares outstanding arising from other corporate actions is greater than or equal to 10.0%, the change will be made as soon as practicable. Otherwise, if the change in total shares outstanding is less than 10.0%, then all such changes are accumulated and made effective at one time on a quarterly basis after the close of trading on the third Friday in each of March, June, September, and December. The NDX Shares are derived from the security’s total shares outstanding. The NDX Shares are adjusted by the same percentage amount by which the total shares outstanding have changed.

Market Linked Securities—Auto-Callable with Contingent Downside

Principal at Risk Securities Linked to the Lowest Performing of the Dow Jones Industrial Average®, the Russell 2000® Index and the Nasdaq-100 Index® due February 3, 2025

Historical Performance of the NDX

The following graph sets forth the daily historical performance of the NDX in the period from January 1, 2008 through December 31, 2021. We obtained this historical data from Bloomberg L.P. We have not independently verified the accuracy or completeness of the information obtained from Bloomberg L.P. The horizontal line in the graph represents the NDX's hypothetical Threshold Value of 12,240.06, which is 75% of the NDX's hypothetical Starting Value of 16,320.08, which was its closing level on December 31, 2021. The actual Starting Value and Threshold Value will be determined on the Pricing Date.



This historical data on the NDX is not necessarily indicative of the future performance of the NDX or what the value of the Securities may be. Any historical upward or downward trend in the level of the NDX during any period set forth above is not an indication that the level of the NDX is more or less likely to increase or decrease at any time over the term of the Securities.

Before investing in the Securities, you should consult publicly available sources for the levels of the NDX.

Market Linked Securities—Auto-Callable with Contingent Downside

Principal at Risk Securities Linked to the Lowest Performing of the Dow Jones Industrial Average[®], the Russell 2000[®] Index and the Nasdaq-100 Index[®] due February 3, 2025

License Agreement

The Securities are not sponsored, endorsed, sold or promoted by Nasdaq, Inc. or its affiliates (Nasdaq, Inc., with its affiliates, are referred to as the “Corporations”). The Corporations have not passed on the legality or suitability of, or the accuracy or adequacy of descriptions and disclosures relating to, the Securities. The Corporations make no representation or warranty, express or implied, to the owners of the Securities or any member of the public regarding the advisability of investing in securities generally or in the Securities particularly, or the ability of the NDX to track general stock market performance. The Corporations’ only relationship to our affiliate, Merrill Lynch, Pierce, Fenner & Smith Incorporated (“Licensee”) is in the licensing of the NASDAQ[®], OMX[®], NASDAQ OMX[®], and NDX registered trademarks, and certain trade names of the Corporations or their licensor and the use of the NDX which is determined, composed and calculated by Nasdaq, Inc. without regard to Licensee or the Securities. Nasdaq, Inc. has no obligation to take the needs of the Licensee or the owners of the Securities into consideration in determining, composing or calculating the NDX. The Corporations are not responsible for and have not participated in the determination of the timing of, prices at, or quantities of the Securities to be issued or in the determination or calculation of the equation by which the Securities are to be converted into cash. The Corporations have no liability in connection with the administration, marketing or trading of the Securities.

THE CORPORATIONS DO NOT GUARANTEE THE ACCURACY AND/OR UNINTERRUPTED CALCULATION OF THE NDX OR ANY DATA INCLUDED THEREIN. THE CORPORATIONS MAKE NO WARRANTY, EXPRESS OR IMPLIED, AS TO RESULTS TO BE OBTAINED BY LICENSEE, OWNERS OF THE SECURITIES, OR ANY OTHER PERSON OR ENTITY FROM THE USE OF THE NDX OR ANY DATA INCLUDED THEREIN. THE CORPORATIONS MAKE NO EXPRESS OR IMPLIED WARRANTIES, AND EXPRESSLY DISCLAIM ALL WARRANTIES OF MERCHANTABILITY OR FITNESS FOR A PARTICULAR PURPOSE OR USE WITH RESPECT TO THE NDX OR ANY DATA INCLUDED THEREIN. WITHOUT LIMITING ANY OF THE FOREGOING, IN NO EVENT SHALL THE CORPORATIONS HAVE ANY LIABILITY FOR ANY LOST PROFITS OR SPECIAL, INCIDENTAL, PUNITIVE, INDIRECT, OR CONSEQUENTIAL DAMAGES, EVEN IF NOTIFIED OF THE POSSIBILITY OF SUCH DAMAGES.

Market Linked Securities—Auto-Callable with Contingent Downside

Principal at Risk Securities Linked to the Lowest Performing of the Dow Jones Industrial Average[®], the Russell 2000[®] Index and the Nasdaq-100 Index[®] due February 3, 2025

Supplemental Plan of Distribution; Role of BofAS and Conflicts of Interest

BofAS, a broker-dealer affiliate of ours, is a member of the Financial Industry Regulatory Authority, Inc. (“FINRA”) and will participate as selling agent in the distribution of the Securities. Accordingly, the offering of the Securities will conform to the requirements of FINRA Rule 5121. BofAS may not make sales in this offering to any of its discretionary accounts without the prior written approval of the account holder.

We expect to deliver the Securities against payment therefor in New York, New York on a date that is greater than two business days following the Pricing Date. Under Rule 15c6-1 of the Securities Exchange Act of 1934, trades in the secondary market generally are required to settle in two business days, unless the parties to any such trade expressly agree otherwise. Accordingly, if the initial settlement of the Securities occurs more than two business days from the Pricing Date, purchasers who wish to trade the Securities more than two business days prior to the original issue date will be required to specify alternative settlement arrangements to prevent a failed settlement.

Under our distribution agreement with BofAS, BofAS will purchase the Securities from us as principal at the public offering price indicated on the cover of this pricing supplement, less the indicated underwriting discount. BofAS will sell the Securities to WFS at the public offering price of the Securities less a concession of up to \$24.25 per Security. WFS will provide dealers, which may include Wells Fargo Advisors (“WFA”) (the trade name of the retail brokerage business of WFS’s affiliates, Wells Fargo Clearing Services, LLC and Wells Fargo Advisors Financial Network, LLC), with a selling concession of up to \$17.50 per Security. In addition to the concession allowed to WFA, WFS will pay up to \$0.75 per Security to WFA as a distribution expense fee for each Security sold by WFA.

In addition, in respect of certain Securities sold in this offering, BofAS or its affiliates may pay a fee of up to \$1.00 per Security to selected securities dealers in consideration for marketing and other services in connection with the distribution of the Securities to other securities dealers.

BofAS and any of our other broker-dealer affiliates and WFS and its broker-dealer affiliates may use this pricing supplement and the accompanying product supplement, prospectus supplement and prospectus for offers and sales in secondary market transactions and market-making transactions in the Securities. However, they are not obligated to engage in such secondary market transactions and/or market-making transactions. These broker-dealer affiliates may act as principal or agent in these transactions, and any such sales will be made at prices related to prevailing market conditions at the time of the sale.

Any price that BofAS, WFS or their respective affiliates may pay to repurchase the Securities will depend upon then prevailing market conditions, the creditworthiness of us and the Guarantor, and transaction costs. At certain times, this price may be higher than or lower than the initial estimated value of the Securities.

WFS has advised us that if it, WFA or any of their affiliates makes a secondary market in the Securities at any time up to the Issue Date or during the three-month period following the Issue Date, the secondary market price offered by it, WFA or any of their affiliates will be increased by an amount reflecting a portion of the costs associated with selling, structuring and hedging the Securities that are included in the public offering price of the Securities. Because this portion of the costs is not fully deducted upon issuance, WFS has advised us that any secondary market price it, WFA or any of their affiliates offers during this period will be higher than it otherwise would be outside of this period, as any secondary market price offered outside of this period will reflect the full deduction of the costs as described above. WFS has advised us that the amount of this increase in the secondary market price will decline steadily to zero over this three-month period. If you hold the Securities through an account at WFS, WFA or any of their affiliates, WFS has advised us that it expects that this increase will also be reflected in the value indicated for the Securities on your brokerage account statement. If you hold your Securities through an account at a broker-dealer other than WFS, WFA or any of their affiliates, the value of the Securities on your brokerage account statement may be different than if you held your Securities at WFS, WFA or any of their affiliates.

Market Linked Securities—Auto-Callable with Contingent Downside

Principal at Risk Securities Linked to the Lowest Performing of the Dow Jones Industrial Average[®], the Russell 2000[®] Index and the Nasdaq-100 Index[®] due February 3, 2025

European Economic Area and United Kingdom

None of this pricing supplement, the accompanying product supplement, the accompanying prospectus or the accompanying prospectus supplement is a prospectus for the purposes of the Prospectus Regulation (as defined below). This pricing supplement, the accompanying product supplement, the accompanying prospectus and the accompanying prospectus supplement have been prepared on the basis that any offer of Securities in any Member State of the European Economic Area (the “EEA”) or in the United Kingdom (each, a “Relevant State”) will only be made to a legal entity which is a qualified investor under the Prospectus Regulation (“Qualified Investors”). Accordingly any person making or intending to make an offer in that Relevant State of Securities which are the subject of the offering contemplated in this pricing supplement, the accompanying product supplement, the accompanying prospectus and the accompanying prospectus supplement may only do so with respect to Qualified Investors. Neither BofA Finance nor BAC has authorized, nor does it authorize, the making of any offer of Securities other than to Qualified Investors. The expression “Prospectus Regulation” means Regulation (EU) 2017/1129.

PROHIBITION OF SALES TO EEA AND UNITED KINGDOM RETAIL INVESTORS — The Securities are not intended to be offered, sold or otherwise made available to and should not be offered, sold or otherwise made available to any retail investor in the EEA or in the United Kingdom. For these purposes: (a) a retail investor means a person who is one (or more) of: (i) a retail client as defined in point (11) of Article 4(1) of Directive 2014/65/EU, as amended (“MiFID II”); or (ii) a customer within the meaning of Directive (EU) 2016/97 (the Insurance Distribution Directive), where that customer would not qualify as a professional client as defined in point (10) of Article 4(1) of MiFID II; or (iii) not a qualified investor as defined in the Prospectus Regulation; and (b) the expression “offer” includes the communication in any form and by any means of sufficient information on the terms of the offer and the Securities to be offered so as to enable an investor to decide to purchase or subscribe for the Securities. Consequently no key information document required by Regulation (EU) No 1286/2014, as amended (the “PRIIPs Regulation”) for offering or selling the Securities or otherwise making them available to retail investors in the EEA or in the United Kingdom has been prepared and therefore offering or selling the Securities or otherwise making them available to any retail investor in the EEA or in the United Kingdom may be unlawful under the PRIIPs Regulation.

United Kingdom

The communication of this pricing supplement, the accompanying product supplement, the accompanying prospectus supplement, the accompanying prospectus and any other document or materials relating to the issue of the Securities offered hereby is not being made, and such documents and/or materials have not been approved, by an authorized person for the purposes of section 21 of the United Kingdom’s Financial Services and Markets Act 2000, as amended (the “FSMA”). Accordingly, such documents and/or materials are not being distributed to, and must not be passed on to, the general public in the United Kingdom. The communication of such documents and/or materials as a financial promotion is only being made to those persons in the United Kingdom who have professional experience in matters relating to investments and who fall within the definition of investment professionals (as defined in Article 19(5) of the Financial Services and Markets Act 2000 (Financial Promotion) Order 2005, as amended (the “Financial Promotion Order”)), or who fall within Article 49(2)(a) to (d) of the Financial Promotion Order, or who are any other persons to whom it may otherwise lawfully be made under the Financial Promotion Order (all such persons together being referred to as “relevant persons”). In the United Kingdom, the Securities offered hereby are only available to, and any investment or investment activity to which this pricing supplement, the accompanying product supplement, the accompanying prospectus supplement and the accompanying prospectus relates will be engaged in only with, relevant persons. Any person in the United Kingdom that is not a relevant person should not act or rely on this pricing supplement, the accompanying product supplement, the accompanying prospectus supplement or the accompanying prospectus or any of their contents.

Any invitation or inducement to engage in investment activity (within the meaning of Section 21 of the FSMA) in connection with the issue or sale of the Securities may only be communicated or caused to be communicated in circumstances in which Section 21(1) of the FSMA does not apply to BofA Finance, as issuer, or BAC, as guarantor.

All applicable provisions of the FSMA must be complied with in respect to anything done by any person in relation to the Securities in, from or otherwise involving the United Kingdom.

Market Linked Securities—Auto-Callable with Contingent Downside

Principal at Risk Securities Linked to the Lowest Performing of the Dow Jones Industrial Average[®], the Russell 2000[®] Index and the Nasdaq-100 Index[®] due February 3, 2025

Structuring the Securities

The Securities are our debt securities, the return on which is linked to the performance of the Underlyings. The related guarantee is BAC's obligation. Any payments on the Securities, including payment of the Redemption Amount, depend on the credit risk of BofA Finance and BAC and on the performance of the Underlyings. As is the case for all of our and BAC's respective debt securities, including our market-linked securities, the economic terms of the Securities reflect our and BAC's actual or perceived creditworthiness at the time of pricing. In addition, because market-linked securities result in increased operational, funding and liability management costs to us and BAC, BAC typically borrows the funds under these types of securities at a rate, which we refer to in this pricing supplement as BAC's internal funding rate, that is more favorable to BAC than the rate that it might pay for a conventional fixed or floating rate debt security. This generally relatively lower internal funding rate, which is reflected in the economic terms of the Securities, along with the fees and charges associated with market-linked securities, typically results in the initial estimated value of the Securities on the Pricing Date being less than their public offering price.

The initial estimated value range of the Securities is set forth on the cover page of this preliminary pricing supplement. The final pricing supplement will set forth the initial estimated value of the Securities as of the Pricing Date.

In order to meet our payment obligations on the Securities, at the time we issue the Securities, we may choose to enter into certain hedging arrangements (which may include call options, put options or other derivatives) with BofAS or one of our other affiliates. The terms of these hedging arrangements are determined based upon terms provided by BofAS and its affiliates, and take into account a number of factors, including our and BAC's creditworthiness, interest rate movements, the volatility of the Underlying, the tenor of the Securities and the hedging arrangements. The economic terms of the Securities and their initial estimated value depend in part on the terms of these hedging arrangements.

BofAS has advised us that the hedging arrangements will include hedging related charges, reflecting the costs associated with, and our affiliates' profit earned from, these hedging arrangements. Since hedging entails risk and may be influenced by unpredictable market forces, actual profits or losses from these hedging transactions may be more or less than any expected amounts.

For further information, see "Risk Factors" beginning on page PS-8 above and "Supplemental Use of Proceeds" on page PS-19 of the accompanying product supplement.

Market Linked Securities—Auto-Callable with Contingent Downside

Principal at Risk Securities Linked to the Lowest Performing of the Dow Jones Industrial Average[®], the Russell 2000[®] Index and the Nasdaq-100 Index[®] due February 3, 2025

U.S. Federal Income Tax Summary

The following summary of the material U.S. federal income and estate tax considerations of the acquisition, ownership, and disposition of the Securities supplements, and to the extent inconsistent supersedes, the discussions under “U.S. Federal Income Tax Considerations” in the accompanying prospectus and under “U.S. Federal Income Tax Considerations” in the accompanying prospectus supplement and is not exhaustive of all possible tax considerations. This summary is based upon the Internal Revenue Code of 1986, as amended (the “Code”), regulations promulgated under the Code by the U.S. Treasury Department (“Treasury”) (including proposed and temporary regulations), rulings, current administrative interpretations and official pronouncements of the IRS, and judicial decisions, all as currently in effect and all of which are subject to differing interpretations or to change, possibly with retroactive effect. No assurance can be given that the IRS would not assert, or that a court would not sustain, a position contrary to any of the tax consequences described below. This summary does not include any description of the tax laws of any state or local governments, or of any foreign government, that may be applicable to a particular holder.

Although the Securities are issued by us, they will be treated as if they were issued by BAC for U.S. federal income tax purposes. Accordingly throughout this tax discussion, references to “we,” “our” or “us” are generally to BAC unless the context requires otherwise.

This summary is directed solely to U.S. Holders and Non-U.S. Holders that, except as otherwise specifically noted, will purchase the Securities upon original issuance and will hold the Securities as capital assets within the meaning of Section 1221 of the Code, which generally means property held for investment, and that are not excluded from the discussion under “U.S. Federal Income Tax Considerations” in the accompanying prospectus.

You should consult your own tax advisor concerning the U.S. federal income tax consequences to you of acquiring, owning and disposing of the Securities, as well as any tax consequences arising under the laws of any state, local, foreign, or other tax jurisdiction and the possible effects of changes in U.S. federal or other tax laws.

General

Although there is no statutory, judicial, or administrative authority directly addressing the characterization of the Securities, in the opinion of our counsel, Sidley Austin LLP, and based on certain factual representations received from us, the Securities should be treated as single financial contracts with respect to the Underlyings and under the terms of the Securities, we and every investor in the Securities agree, in the absence of an administrative determination or judicial ruling to the contrary, to treat the Securities in accordance with such characterization. This discussion assumes that the Securities constitute single financial contracts with respect to the Underlyings for U.S. federal income tax purposes. If the Securities did not constitute single financial contracts, the tax consequences described below would be materially different.

This characterization of the Securities is not binding on the IRS or the courts. No statutory, judicial, or administrative authority directly addresses the characterization of the Securities or any similar instruments for U.S. federal income tax purposes, and no ruling is being requested from the IRS with respect to their proper characterization and treatment. Due to the absence of authorities on point, significant aspects of the U.S. federal income tax consequences of an investment in the Securities are not certain, and no assurance can be given that the IRS or any court will agree with the characterization and tax treatment described in this pricing supplement. Accordingly, you are urged to consult your tax advisor regarding all aspects of the U.S. federal income tax consequences of an investment in the Securities, including possible alternative characterizations.

Unless otherwise stated, the following discussion is based on the characterization described above. The discussion in this section assumes that there is a significant possibility of a significant loss of principal on an investment in the Securities.

We will not attempt to ascertain whether any issuer of a component stock included in an Underlying would be treated as a “passive foreign investment company” (“PFIC”), within the meaning of Section 1297 of the Code, or a United States real property holding corporation, within the meaning of Section 897(c) of the Code. If the issuer of one or more stocks included in an Underlying were so treated, certain adverse U.S. federal income tax consequences could possibly apply to a holder of the Securities. You should refer to information filed with the SEC by the issuers of the component stocks included in each Underlying and consult your tax advisor regarding the possible consequences to you, if any, if any issuer of a component stock included in an Underlying is or becomes a PFIC or is or becomes a United States real property holding corporation.

U.S. Holders

Upon receipt of a cash payment at maturity or upon a sale, exchange, or redemption of the Securities prior to maturity, a U.S. Holder generally will recognize capital gain or loss equal to the difference between the amount realized and the U.S. Holder’s tax basis in the Securities. A U.S. Holder’s tax basis in the Securities will equal the amount paid by that holder to acquire them. This capital gain or loss generally will be long-term capital gain or loss if the U.S. Holder held the Securities for more than one year. The deductibility of capital losses is subject to limitations.

Market Linked Securities—Auto-Callable with Contingent Downside

Principal at Risk Securities Linked to the Lowest Performing of the Dow Jones Industrial Average[®], the Russell 2000[®] Index and the Nasdaq-100 Index[®] due February 3, 2025

Alternative Tax Treatments. Due to the absence of authorities that directly address the proper tax treatment of the Securities, prospective investors are urged to consult their tax advisors regarding all possible alternative tax treatments of an investment in the Securities. In particular, the IRS could seek to subject the Securities to the Treasury regulations governing contingent payment debt instruments. If the IRS were successful in that regard, the timing and character of income on the Securities would be affected significantly. Among other things, a U.S. Holder would be required to accrue original issue discount every year at a “comparable yield” determined at the time of issuance. In addition, any gain realized by a U.S. Holder at maturity or upon a sale, exchange, or redemption of the Securities generally would be treated as ordinary income, and any loss realized at maturity or upon a sale, exchange, or redemption of the Securities generally would be treated as ordinary loss to the extent of the U.S. Holder’s prior accruals of original issue discount, and as capital loss thereafter.

The IRS released Notice 2008-2 (the “Notice”), which sought comments from the public on the taxation of financial instruments currently taxed as “prepaid forward contracts.” This Notice addresses instruments such as the Securities. According to the Notice, the IRS and Treasury are considering whether a holder of an instrument such as the Securities should be required to accrue ordinary income on a current basis, regardless of whether any payments are made prior to maturity. It is not possible to determine what guidance the IRS and Treasury will ultimately issue, if any. Any such future guidance may affect the amount, timing and character of income, gain, or loss in respect of the Securities, possibly with retroactive effect.

The IRS and Treasury are also considering additional issues, including whether additional gain or loss from such instruments should be treated as ordinary or capital, whether foreign holders of such instruments should be subject to withholding tax on any deemed income accruals, whether Section 1260 of the Code, concerning certain “constructive ownership transactions,” generally applies or should generally apply to such instruments, and whether any of these determinations depend on the nature of the underlying asset.

In addition, proposed Treasury regulations require the accrual of income on a current basis for contingent payments made under certain notional principal contracts. The preamble to the regulations states that the “wait and see” method of accounting does not properly reflect the economic accrual of income on those contracts, and requires current accrual of income for some contracts already in existence. While the proposed regulations do not apply to prepaid forward contracts, the preamble to the proposed regulations expresses the view that similar timing issues exist in the case of prepaid forward contracts. If the IRS or Treasury publishes future guidance requiring current economic accrual for contingent payments on prepaid forward contracts, it is possible that you could be required to accrue income over the term of the Securities.

Because of the absence of authority regarding the appropriate tax characterization of the Securities, it is also possible that the IRS could seek to characterize the Securities in a manner that results in tax consequences that are different from those described above. For example, the IRS could possibly assert that any gain or loss that a holder may recognize at maturity or upon the sale, exchange, or redemption of the Securities should be treated as ordinary gain or loss.

Because each Underlying is an index that periodically rebalances, it is possible that the Securities could be treated as a series of single financial contracts, each of which matures on the next rebalancing date. If the Securities were properly characterized in such a manner, a U.S. Holder would be treated as disposing of the Securities on each rebalancing date in return for new Securities that mature on the next rebalancing date, and a U.S. Holder would accordingly likely recognize capital gain or loss on each rebalancing date equal to the difference between the holder’s tax basis in the Securities (which would be adjusted to take into account any prior recognition of gain or loss) and the fair market value of the Securities on such date.

Non-U.S. Holders

Except as discussed below, a Non-U.S. Holder generally will not be subject to U.S. federal income or withholding tax for amounts paid in respect of the Securities provided that the Non-U.S. Holder complies with applicable certification requirements and that the payment is not effectively connected with the conduct by the Non-U.S. Holder of a U.S. trade or business. Notwithstanding the foregoing, gain from the sale, exchange, or redemption of the Securities or their settlement at maturity may be subject to U.S. federal income tax if that Non-U.S. Holder is a non-resident alien individual and is present in the U.S. for 183 days or more during the taxable year of the sale, exchange, redemption, or settlement and certain other conditions are satisfied.

If a Non-U.S. Holder of the Securities is engaged in the conduct of a trade or business within the U.S. and if gain realized on the settlement at maturity, or upon sale, exchange, or redemption of the Securities, is effectively connected with the conduct of such trade or business (and, if certain tax treaties apply, is attributable to a permanent establishment maintained by the Non-U.S. Holder in the U.S.), the Non-U.S. Holder, although exempt from U.S. federal withholding tax, generally will be subject to U.S. federal income tax on such gain on a net income basis in the same manner as if it were a U.S. Holder. Such Non-U.S. Holders should read the material under the heading “— U.S. Holders,” for a description of the U.S. federal income tax consequences of acquiring, owning and disposing of the Securities. In addition, if such Non-U.S. Holder is a foreign corporation, it may also be subject to a branch profits tax equal to 30% (or such lower rate provided by any applicable tax treaty) of a portion of its earnings and profits for the taxable year that are effectively connected with its conduct of a trade or business in the U.S., subject to certain adjustments.

Market Linked Securities—Auto-Callable with Contingent Downside

Principal at Risk Securities Linked to the Lowest Performing of the Dow Jones Industrial Average[®], the Russell 2000[®] Index and the Nasdaq-100 Index[®] due February 3, 2025

A “dividend equivalent” payment is treated as a dividend from sources within the United States and such payments generally would be subject to a 30% U.S. withholding tax if paid to a Non-U.S. Holder. Under Treasury regulations, payments (including deemed payments) with respect to equity-linked instruments (“ELIs”) that are “specified ELIs” may be treated as dividend equivalents if such specified ELIs reference an interest in an “underlying security,” which is generally any interest in an entity taxable as a corporation for U.S. federal income tax purposes if a payment with respect to such interest could give rise to a U.S. source dividend. However, IRS guidance provides that withholding on dividend equivalent payments will not apply to specified ELIs that are not delta-one instruments and that are issued before January 1, 2023. Based on our determination that the Securities are not delta-one instruments, Non-U.S. Holders should not be subject to withholding on dividend equivalent payments, if any, under the Securities. However, it is possible that the Securities could be treated as deemed reissued for U.S. federal income tax purposes upon the occurrence of certain events affecting the Underlyings or the Securities, and, following such occurrence, the Securities could be treated as subject to withholding on dividend equivalent payments. Non-U.S. Holders that enter, or have entered, into other transactions in respect of the Underlyings or the Securities should consult their tax advisors as to the application of the dividend equivalent withholding tax in the context of the Securities and their other transactions. If any payments are treated as dividend equivalents subject to withholding, we (or the applicable paying agent) would be entitled to withhold taxes without being required to pay any additional amounts with respect to amounts so withheld.

As discussed above, alternative characterizations of the Securities for U.S. federal income tax purposes are possible. Should an alternative characterization, by reason of change or clarification of the law, by regulation or otherwise, cause payments as to the Securities to become subject to withholding tax, tax will be withheld at the applicable statutory rate.

As discussed above, the IRS has indicated in the Notice that it is considering whether income in respect of instruments such as the Securities should be subject to withholding tax. Prospective Non-U.S. Holders should consult their own tax advisors regarding the tax consequences of such alternative characterizations.

U.S. Federal Estate Tax. Under current law, while the matter is not entirely clear, individual Non-U.S. Holders, and entities whose property is potentially includible in those individuals’ gross estates for U.S. federal estate tax purposes (for example, a trust funded by such an individual and with respect to which the individual has retained certain interests or powers), should note that, absent an applicable treaty benefit, a Security is likely to be treated as U.S. situs property subject to U.S. federal estate tax. These individuals and entities should consult their own tax advisors regarding the U.S. federal estate tax consequences of investing in a Security.

Backup Withholding and Information Reporting

Please see the discussion under “U.S. Federal Income Tax Considerations — General — Backup Withholding and Information Reporting” in the accompanying prospectus for a description of the applicability of the backup withholding and information reporting rules to payments made on the Securities.

Market Linked Securities—Auto-Callable with Contingent Downside

Principal at Risk Securities Linked to the Lowest Performing of the Dow Jones Industrial Average[®], the Russell 2000[®] Index and the Nasdaq-100 Index[®] due February 3, 2025

Appendix

The material included in this Appendix was prepared by Wells Fargo Securities, LLC and will be distributed to investors in connection with the offering of the Securities described in this pricing supplement. This material does not constitute terms of the Securities. Instead, the Securities will have the terms specified in the prospectus dated December 31, 2019, the prospectus supplement dated December 31, 2019 and the product supplement no. EQUITY-1 dated January 3, 2020, as supplemented or superseded by this pricing supplement.

Market Linked Securities

Auto-Callable with Contingent Downside Linked to the Lowest Performing Underlying



This material was prepared by Wells Fargo Securities, LLC, a registered broker-dealer and separate non-bank affiliate of Wells Fargo & Company. This material is not a product of Wells Fargo & Company research departments. Please see the relevant offering materials for complete product descriptions, including related risk and tax disclosure.

MARKET LINKED SECURITIES — AUTO-CALLABLE WITH CONTINGENT DOWNSIDE LINKED TO THE LOWEST PERFORMING UNDERLYING ARE NOT DEPOSITS OR OTHER OBLIGATIONS OF A DEPOSITORY INSTITUTION AND ARE NOT INSURED BY THE FEDERAL DEPOSIT INSURANCE CORPORATION, THE DEPOSIT INSURANCE FUND OR ANY OTHER GOVERNMENTAL AGENCY OF THE UNITED STATES OR ANY OTHER JURISDICTION.

Market Linked Securities — Auto-Callable with Contingent Downside Linked to the Lowest Performing Underlying have complex features and are not appropriate for all investors. Before deciding to make an investment, you should read and understand the applicable preliminary pricing supplement and other related offering documents provided by the applicable issuer.

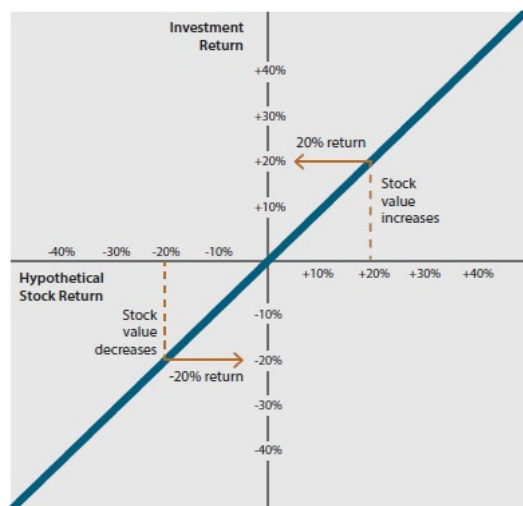
Market Linked Securities — Auto-Callable with Contingent Downside Linked to the Lowest Performing Underlying

Market Linked Securities — Auto-Callable with Contingent Downside Linked to the Lowest Performing Underlying (“these Market Linked Securities”) offer a return linked to the performance of the **lowest performing** of two or more specified market measures, which may be indices or exchange-traded funds (the “underlyings”). In contrast to a direct investment in any or all of the underlyings, these Market Linked Securities offer the potential for a positive return in the form of a fixed call premium upon automatic call, which will be triggered if the closing level of the lowest performing underlying is greater than or equal to its starting level on any specified call date. These Market Linked Securities also offer contingent protection against a moderate decline of the lowest performing underlying that is applicable if, and only if, the lowest performing underlying has not declined below its specified threshold level as of the final call date. However, if these Market Linked Securities are not automatically called and the lowest performing underlying has declined below its threshold level as of the final call date, the contingent downside protection no longer applies and you will be fully exposed to the decline of the lowest performing underlying and will lose a substantial portion, and possibly all, of your investment. If the issuer defaults on its payment obligations, you could lose your entire investment.

These Market Linked Securities are designed for investors who seek the potential for a fixed return if the lowest performing underlying is flat or appreciates at all, and a contingent measure of market risk reduction that is applicable if the lowest performing underlying declines but not below its threshold level. In exchange for these features, you must be willing to forgo interest payments, dividends (in the case of equity underlyings) and participation in any appreciation of any underlying beyond the fixed call premium. You must also be willing to accept the possibility of a shorter maturity upon automatic call and full downside exposure to the decline of the lowest performing underlying if the lowest performing underlying declines below its threshold level. The return on these Market Linked Securities will depend **solely** on the performance of the underlying that is the lowest performing underlying on each call date. Therefore, you will be adversely affected if any underlying performs poorly, even if the other underlying(s) perform favorably. The potential to receive a call premium upon automatic call applies only on the applicable call settlement date, and the contingent protection applies only if you hold these Market Linked Securities at maturity.

These Market Linked Securities are unsecured debt obligations of the issuer. You will have no ability to pursue any underlying or any assets included in any underlying for payment.

The charts in this section do not reflect forgone dividend payments.



Direct investment payoff

For traditional assets, such as stocks, there is a direct relationship between the change in the level of the asset and the return on the investment. For example, as the graph indicates, suppose you bought shares of a common stock at \$100 per share. If you sold the shares at \$120 each, the return on the investment (excluding any dividend payments) would be \$20 per share, or 20%. Similarly, if you sold the shares after the price decreased to \$80 (i.e., a decline of 20%), this would result in a 20% investment loss (excluding dividends).

Market Linked Securities — Auto-Callable with Contingent Downside Linked to the Lowest Performing Underlying

These Market Linked Securities offer a return that is linked to the performance of the lowest performing of two or more underlyings but that differs from the return that would be achieved on a direct investment in any or all of the underlyings. If the closing level of the lowest performing underlying on any specified call date is greater than or equal to its starting level, these Market Linked Securities will be automatically called and you would receive the original offering price of these Market Linked Securities plus a fixed call premium. If these Market Linked Securities are not automatically called on one of the call dates, the payment at maturity will be based on the performance of the lowest performing underlying on the final call date, as measured from its starting level to its closing level on the final call date (its **ending level**). Under these circumstances, if the lowest performing underlying on the final call date has declined below a specified threshold level, you will lose a substantial portion, and possibly all, of your investment. The lowest performing underlying on any call date is the underlying that has the lowest closing level on that call date as a percentage of its starting level (i.e., its closing level divided by its starting level).

To understand how these Market Linked Securities would perform under varying market conditions, consider a hypothetical Market Linked Security with the following terms:

- **Call dates:** 1 year, 1.5 years and 2 years. If the closing level of the lowest performing underlying on any of the three call dates (occurring approximately 1 year, 1.5 years and 2 years after issuance) is greater than or equal to its starting level, these Market Linked Securities will be automatically called, and on the related call settlement date (typically 3 to 5 business days after the call date) you will receive a cash payment equal to the original offering price plus the call premium applicable to that call date. If these Market Linked Securities are automatically called on one of the call dates prior to maturity, the term of these Market Linked Securities will be limited (to as little as one year in the case of the first call date in this hypothetical example) and you might not be able to reinvest your funds in an investment with a similar return profile.

- **Call premium:** 7% per year. If these Market Linked Securities are automatically called on a call date, you will receive a payment on the applicable call settlement date equal to the \$1,000 original offering price per Market Linked Security plus the applicable call premium, as set forth below:

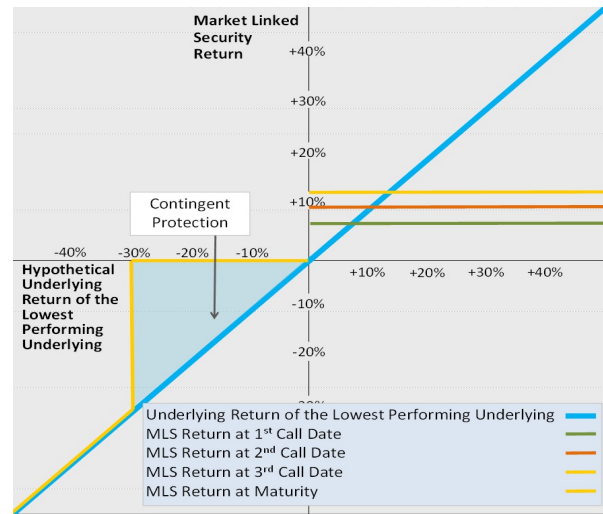
Call Date	Call Premium	Payment per \$1,000 Market Linked Security
1st call date (at 1 year)	7.00% of the original offering price	\$1,070.00
2nd call date (at 1.5 years)	10.50% of the original offering price	\$1,105.00
3rd call date (at 2 years)	14.00% of the original offering price	\$1,140.00

Any return on these Market Linked Securities will be limited to the applicable call premium, even if the closing level of the lowest performing underlying on the applicable call date greatly exceeds its starting level. You will not participate in any appreciation of any underlying beyond the fixed call premium. If the issuer defaults on its payment obligations, you could lose your entire investment.

- **Contingent protection:** 30%. If these Market Linked Securities are not automatically called, the contingent protection offers a contingent measure of downside market risk reduction at maturity as compared to a direct investment in the lowest performing underlying. Contingent protection of 30% means that you will be repaid the original offering price at maturity if the lowest performing underlying declines by 30% or less from its starting level to its ending level — in other words, if the ending level of the lowest performing underlying is greater than or equal to its **threshold level**, which is equal to 70% of its starting level. However, if these Market Linked Securities are not automatically called and the lowest performing underlying declines by more than 30%, so that its ending level is less than its threshold level, you will have full downside exposure to the decrease in the level of the lowest performing underlying from its starting level to its ending level, and you will lose more than 30%, and possibly all, of the original offering price at maturity. For example, if the lowest performing underlying declines by 30.1% from its starting level to its ending level, you will not receive any benefit of the contingent protection feature and you will lose 30.1% of the original offering price at maturity.

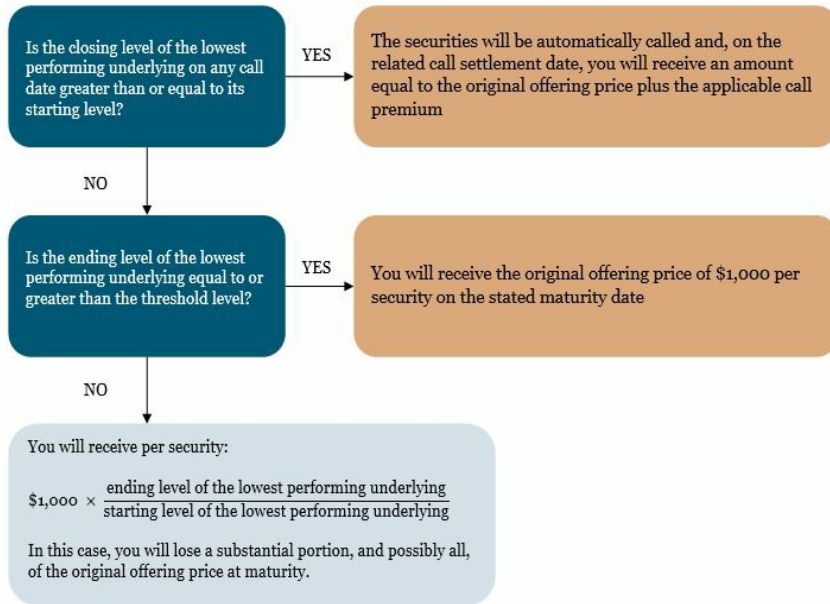
The return on these Market Linked Securities will depend solely on the performance of the underlying that is the lowest performing underlying on each call date. You will not benefit in any way from the performance of the better performing underlying(s). Therefore, you will be adversely affected if any underlying performs poorly, even if the other underlying(s) perform favorably. These Market Linked Securities are riskier than they would otherwise be if they were linked to only one of the underlyings or linked to a basket composed of each underlying. These Market Linked Securities will be subject to the full risks of each underlying, with no offsetting benefit from the better performing underlying(s).

This information, including the graph to the right, is hypothetical and is provided for informational purposes only. It is not intended to represent any specific return, yield, or investment, nor is it indicative of future results. The graph illustrates the payoff on the hypothetical Market Linked Securities – Auto-Callable with Contingent Downside Linked to the Lowest Performing Underlying described above for a range of percentage changes in the closing level of the lowest performing underlying from its starting level to its closing level on the applicable call date.



Determining payment upon automatic call or at maturity

The diagram below illustrates how to determine whether these Market Linked Securities are automatically called on a call date and, if these Market Linked Securities are not automatically called, how to determine the payment at maturity.



Hypothetical examples

The examples below are hypothetical and are provided for informational purposes only. They are not intended to represent any specific return, yield, or investment, nor are they indicative of future results. The examples illustrate the automatic call feature and, if an automatic call does not occur, the payment at maturity of these Market Linked Securities assuming the following terms:

Term: 2 years, unless earlier automatically called

Contingent Protection: 30%

Original Offering Price: \$1,000 per Market Linked Security

Call Date / Premium:

Call Date	Call Premium
1st call date (at 1 year)	7.00% of the original offering price
2nd call date (at 1.5 years)	10.50% of the original offering price
3rd call date (at 2 years)	14.00% of the original offering price

Threshold Level: With respect to each underlying, 70% of its starting level

The examples below assume that these Market Linked Securities are linked to the lowest performing of two underlyings. However, a particular issuance of these Market Linked Securities may be linked to the lowest performing of three or more underlyings. With more underlyings, you will be exposed to a greater risk of the securities not being automatically called, and of incurring a significant loss on your investment at maturity.

The first two hypothetical examples below illustrate scenarios in which these Market Linked Securities are automatically called on a call date for the original offering price plus the call premium applicable to that call date. The third and fourth hypothetical examples below illustrate scenarios in which these Market Linked Securities are not automatically called and the payment at maturity is based on the performance of the lowest performing underlying from its starting level to its ending level.

In the examples below, the color **blue** indicates that the closing level of the lowest performing underlying is greater than or equal to its starting level; the color **green** indicates that the closing level of the lowest performing underlying is less than its starting level, but greater than or equal to its threshold level; and the color **red** indicates that the closing level of the lowest performing underlying is less than its threshold level. The lowest performing underlying on a given call date is the underlying that had the lowest closing level on that call date as a percentage of its starting level (i.e., its closing level *divided by* its starting level).

Example 1: These Market Linked Securities are automatically called on the first call date.

Call Date	Closing level of Underlying 1 (% of its starting level)	Closing level of Underlying 2 (% of its starting level)	Payment (% of original offering price)
1 st call date (at 1 year)	120%	125%	Call settlement date: 107.00%

Because the closing level of the lowest performing underlying on the first call date is greater than or equal to its starting level, these Market Linked Securities would be automatically called on the first call date and, on the related call settlement date, you would receive the original offering price of \$1,000 per Market Linked Security plus a call premium of 7.00% of the original offering price. In this example, the total payment upon automatic call would be \$1,070 per Market Linked Security.

Even though the lowest performing underlying appreciated by 20% from its starting level to its closing level on the first call date in this example, your return is limited to the call premium of 7.00% that is applicable to the first call date.

Example 2: These Market Linked Securities are automatically called on the second call date.

Call Date	Closing level of Underlying 1 (% of its starting level)	Closing level of Underlying 2 (% of its starting level)	Payment (% of original offering price)
1 st call date (at 1 year)	105%	98%	N/A
2 nd call date (at 1.5 years)	110%	102%	Call settlement date: 110.50%

Because the closing level of the lowest performing underlying on the first call date is less than its starting level, these Market Linked Securities would not be automatically called and you would not receive a call premium on the related call settlement date, even though the closing level of the better performing underlying on the first call date was greater than its starting level. Because the closing level of the lowest performing underlying on the second call date is greater than or equal to its starting level, these Market Linked Securities would be automatically called on the second call date and, on the related call settlement date, you would receive the original offering price of \$1,000 per Market Linked Security plus a call premium of 10.50% of the original offering price. In this example, the total payment upon automatic call would be \$1,105 per Market Linked Security.

Example 3: These Market Linked Securities are NOT automatically called prior to maturity and the ending level of the lowest performing underlying on the final call date is greater than its threshold level.

Call Date	Closing level of Underlying 1 (% of its starting level)	Closing level of Underlying 2 (% of its starting level)	Payment (% of original offering price)
1 st call date (at 1 year)	95%	98%	N/A
2 nd call date (at 1.5 years)	110%	65%	N/A
3 rd call date (at 2 years)	115% (ending level)	75% (ending level)	Call settlement date: 100.00%

Because the closing level of the lowest performing underlying on each call date is less than its starting level, these Market Linked Securities would not be automatically called and you would not receive a call premium. However, because the ending level of the lowest performing underlying on the final call date is greater than its threshold level (i.e., it has not declined from its starting level by more than the 30% contingent protection), you would be repaid the original offering price of \$1,000 per Market Linked Security at maturity.

Example 4: These Market Linked Securities are NOT automatically called prior to maturity and the ending level of the lowest performing underlying on the final call date is less than its threshold level.

Call Date	Closing level of Underlying 1 (% of its starting level)	Closing level of Underlying 2 (% of its starting level)	Payment (% of original offering price)
1 st call date (at 1 year)	90%	85%	N/A
2 nd call date (at 1.5 years)	100%	70%	N/A
3 rd call date (at 2 years)	115% (ending level)	50% (ending level)	Call settlement date: 50.00%

Because the closing level of the lowest performing underlying on each call date is less than its starting level, these Market Linked Securities would not be automatically called and you would not receive a call premium. Furthermore, because the ending level of the lowest performing underlying on the final call date is less than its threshold level (i.e., it has declined from its starting level by more than the 30% contingent protection), you would incur a loss on your investment equal to the full decline of the lowest performing underlying from its starting level to its ending level. Your payment at maturity in this example would be calculated as follows (assuming Underlying 2, which was the lowest performing underlying on the final call date, had a hypothetical starting level of 1,000 and a hypothetical ending level of 500):

$$\begin{aligned}
 & \$1,000 \times \frac{\text{ending level of the lowest performing underlying}}{\text{starting level of the lowest performing underlying}} \\
 & = \$1,000 \times \frac{500}{1,000} \\
 & = \$500.00
 \end{aligned}$$

On the stated maturity date, you would receive \$500.00 per Market Linked Security, resulting in a loss of 50%. As this example illustrates, if any underlying depreciates below its threshold level on the final call date, you will incur a loss on these Market Linked Securities at maturity, even if the other underlying(s) have appreciated or have not declined below their respective threshold levels.

All payments on these Market Linked Securities are subject to the ability of the issuer to make such payments to you when they are due, and you will have no ability to pursue any underlying or any asset included in any underlying for payment. If the issuer defaults on its payment obligations, you could lose your entire investment.

Estimated value of Market Linked Securities — Auto-Callable with Contingent Downside Linked to the Lowest Performing Underlying

The original offering price of these Market Linked Securities will include certain costs that are borne by you. Because of these costs, the estimated value of these Market Linked Securities on the pricing date will be less than the original offering price. If specified in the applicable pricing supplement, these costs may include the underwriting discount or commission, the hedging profits of the issuer's hedging counterparty (which may be an affiliate of the issuer), hedging and other costs associated with the offering and costs relating to the issuer's funding considerations for debt of this type. See "General risks and investment considerations" herein and the applicable pricing supplement for more information.

The issuer will disclose the estimated value of these Market Linked Securities in the applicable pricing supplement. The estimated value of these Market Linked Securities will be determined by estimating the value of the combination of hypothetical financial instruments that would replicate the payout on these Market Linked Securities, which combination consists of a non-interest bearing, fixed-income bond and one or more derivative instruments underlying the economic terms of these Market Linked Securities. You should read the applicable pricing supplement for more information about the estimated value of these Market Linked Securities and how it is determined.

Which investments are right for you?

It is important to read and understand the applicable preliminary pricing supplement and other related offering documents and consider several factors before making an investment decision.

An investment in these Market Linked Securities may help you modify your portfolio's risk-return profile to more closely reflect your market views. However, at maturity you may incur a loss on your investment, and you will forgo interest payments, dividend payments (in the case of equity underlyings) and any return in excess of the applicable call premium.

These Market Linked Securities are not appropriate for all investors, but may be appropriate for investors aiming to:

- Gain or increase exposure to different asset classes and who believe that the closing level of the lowest performing underlying will be greater than or equal to its starting level on one of the call dates
- Receive a fixed return if the lowest performing underlying is flat or appreciates at all and contingent protection against a moderate decline in the lowest performing underlying in lieu of participation in any potential market appreciation beyond a fixed call premium
- Supplement their existing investments with the return profile provided by these Market Linked Securities
- Obtain exposure to the lowest performing underlying with a different risk/return profile than a direct investment in that underlying
- Seek the potential to outperform the lowest performing underlying in a moderately declining or a low to moderately appreciating market

You can find a discussion of risks and investment considerations on the next page and in the preliminary pricing supplement and other related offering documents for these Market Linked Securities. The following questions, which you should review with your financial advisor, are intended to initiate a conversation about whether these Market Linked Securities are right for you.

- Are you comfortable with the potential loss of a significant portion, and possibly all, of your initial investment as a result of a percentage decline of the lowest performing underlying that exceeds the amount of contingent protection?
- Are you comfortable accepting the full downside risks of each underlying?
- What is your time horizon? Do you foresee liquidity needs? Will you be able to hold these investments until maturity or earlier automatic call?
- Does contingent protection against moderate market declines take precedence for you over participation in any appreciation of the lowest performing underlying beyond the fixed call premium and dividend payments?
- What is your outlook on the market? How confident are you in your portfolio's ability to weather a market decline?
- What is your sensitivity to the tax treatment for your investments?
- Are you dependent on your investments for current income?
- Are you willing to accept the credit risk of the applicable issuer in order to obtain the exposure to the lowest performing underlying that these Market Linked Securities provide?

Before making an investment decision, please work with your financial advisor to determine which investment products may be appropriate given your financial situation, investment goals, and risk profile.

General risks and investment considerations

These Market Linked Securities have complex features and are not appropriate for all investors. They involve a variety of risks and may be linked to a variety of different underlyings. Each of these Market Linked Securities and each underlying will have its own unique set of risks and investment considerations. Before you invest in these Market Linked Securities, you should thoroughly review the relevant preliminary pricing supplement and other related offering documents for a comprehensive discussion of the risks associated with the investment. The following are general risks and investment considerations applicable to these Market Linked Securities:

- **Principal and performance risk.** These Market Linked Securities are not structured to repay your full original offering price on the stated maturity date. If these Market Linked Securities are not automatically called, and the ending level of the lowest performing underlying is less than its threshold level, you will be fully exposed to the decline of the lowest performing underlying from its starting level to its ending level and the payment you receive at maturity will be less than the original offering price of these Market Linked Securities. Under these circumstances, you will lose a substantial portion, and possibly all, of your investment.
- **Limited upside.** The potential return on these Market Linked Securities is limited to the applicable call premium, regardless of the performance of the lowest performing underlying. The lowest performing underlying on the applicable call date may appreciate by significantly more than the percentage represented by the applicable call premium from its starting level to its closing level on the applicable call date, in which case an investment in these Market Linked Securities will underperform a hypothetical alternative investment providing a one-to-one return based on the performance of the lowest performing underlying. Furthermore, if these Market Linked Securities are automatically called on an earlier call date, you will receive a lower call premium than if these Market Linked Securities were automatically called on a later call date.
- **Lowest performing underlying risk.** These Market Linked Securities are subject to the full risks of each underlying and will be negatively affected if any underlying performs poorly, even if the other underlying(s) perform favorably. You will not benefit in any way from the performance of the better performing underlying(s). These Market Linked Securities are not linked to a basket composed of the underlyings, where the better performance of one underlying could offset the poor performance of the other underlying(s). Instead, you are subject to the full risks of whichever underlying is the lowest performing underlying on each call date. As a result, these Market Linked Securities are riskier than they would otherwise be if they were linked to only one of the underlyings or linked to a basket composed of each underlying.
- **Correlation risk.** It is generally preferable from your perspective for the underlyings to be correlated with each other during the term of these Market Linked Securities, so that their levels will tend to increase or decrease at similar times and by similar magnitudes. By investing in these Market Linked Securities, you assume the risk that the underlyings will not exhibit this relationship. If the underlyings have low historical correlation, these Market Linked Securities will typically offer a higher call premium and/ or a greater amount of contingent protection, but it will be more likely that the closing level of any one of the underlyings will be below its starting level on each call date and below its threshold level on the final call date. All that is necessary for these Market Linked Securities to not be automatically called for the applicable call premium is for one of the underlyings to be below its starting level on the applicable call date and all that is necessary for you to suffer a loss on your investment in these Market Linked Securities is for one of the underlyings to close below its threshold level on the final call date; the performance of the better performing underlying(s) is not relevant to your return.
- **Reinvestment risk.** If these Market Linked Securities are automatically called prior to the final call date, the term of these Market Linked Securities will be less than the full term to maturity. There is no guarantee that you would be able to reinvest the proceeds from an investment in these Market Linked Securities at a comparable return for a similar level of risk in the event these Market Linked Securities are automatically called prior to maturity.
- **Liquidity risk.** These Market Linked Securities are not appropriate for investors who may have liquidity needs prior to maturity. These Market Linked Securities are not listed on any securities exchange and are generally illiquid instruments. Neither Wells Fargo Securities nor any other person is required to maintain a secondary market for these Market Linked Securities. Accordingly, you may be unable to sell your Market Linked Securities prior to their maturity date. If you choose to

sell these Market Linked Securities prior to maturity, assuming a buyer is available, you may receive less in sale proceeds than the original offering price.

- **Market value uncertain.** These Market Linked Securities are not appropriate for investors who need their investments to maintain a stable value during their term. The value of your Market Linked Securities prior to maturity or automatic call will be affected by numerous factors, such as performance, volatility and dividend rate, if applicable, of the underlyings; interest rates; the time remaining to maturity; the correlation among the underlyings; and the applicable issuer's creditworthiness. Wells Fargo Securities anticipates that the value of these Market Linked Securities will always be at a discount to the original offering price plus the call premium applicable to the next call date.
- **Costs to investors.** The original offering price of these Market Linked Securities will include certain costs that are borne by you. These costs will adversely affect the economic terms of these Market Linked Securities and will cause their estimated value on the pricing date to be less than the original offering price. If specified in the applicable pricing supplement, these costs may include the underwriting discount or commission, the hedging profits of the issuer's hedging counterparty (which may be an affiliate of the issuer), hedging and other costs associated with the offering and costs relating to the issuer's funding considerations for debt of this type. These costs will adversely affect any secondary market price for these Market Linked Securities, which may be further reduced by a bid-offer spread. As a result, unless market conditions and other relevant factors change significantly in your favor following the pricing date, any secondary market price for these Market Linked Securities is likely to be less than the original offering price.
- **Credit risk.** Any investment in these Market Linked Securities is subject to the ability of the applicable issuer to make payments to you when they are due, and you will have no ability to pursue any underlying or any assets included in any underlying for payment. If the issuer defaults on its payment obligations, you could lose your entire investment. In addition, the actual or perceived creditworthiness of the issuer may affect the value of these Market Linked Securities prior to maturity.
- **No periodic interest or dividend payments.** These Market Linked Securities do not typically provide periodic interest. These Market Linked Securities linked to equity underlyings do not provide for a pass through of any dividend paid on the equity underlyings.
- **Estimated value considerations.** The estimated value of these Market Linked Securities that is disclosed in the applicable pricing supplement will be determined by the issuer or an underwriter of the offering, which underwriter may be an affiliate of the issuer and may be Wells Fargo Securities. The estimated value will be based on the issuer's or the underwriter's proprietary pricing models and assumptions and certain inputs that may be determined by the issuer or underwriter in its discretion. Because other dealers may have different views on these inputs, the estimated value that is disclosed in the applicable pricing supplement may be higher, and perhaps materially higher, than the estimated value that would be determined by other dealers in the market. Moreover, you should understand that the estimated value that is disclosed in the applicable pricing supplement will not be an indication of the price, if any, at which Wells Fargo Securities or any other person may be willing to buy these Market Linked Securities from you at any time after issuance.
- **Conflicts of interest.** Potential conflicts of interest may exist between you and the applicable issuer and/or Wells Fargo Securities. For example, the applicable issuer, Wells Fargo Securities or one of their respective affiliates may engage in business with companies whose securities are included in an underlying, or may publish research on such companies or an underlying. In addition, the applicable issuer, Wells Fargo Securities or one of their respective affiliates may be the calculation agent for the purposes of making important determinations that affect the payments on these Market Linked Securities. Finally, the estimated value of these Market Linked Securities may be determined by the issuer or an underwriter of the offering, which underwriter may be an affiliate of the issuer and may be Wells Fargo Securities.
- **Effects of trading and other transactions.** Trading and other transactions by the applicable issuer, Wells Fargo Securities or one of their respective affiliates could affect the underlyings or the value of these Market Linked Securities.
- **ETF risk.** If an underlying is an exchange-traded fund (ETF), it may underperform the index it is designed to track as a result of costs and fees of the ETF and differences between the constituents of the index and the actual assets held by the ETF. In addition, an investment in these Market Linked Securities linked to an ETF involves risks related to the index underlying the ETF, as discussed in the next risk consideration.
- **Index risk.** If an underlying is an index, or an ETF that tracks an index, your return on these Market Linked Securities may be adversely affected by changes that the index publisher may make to the manner in which the index is constituted or calculated. Furthermore, if the index represents foreign securities markets, you should understand that foreign securities

markets tend to be less liquid and more volatile than U.S. markets and that there is generally less information available about foreign companies than about companies that file reports with the U.S. Securities and Exchange Commission. Moreover, if the index represents emerging foreign securities markets, these Market Linked Securities will be subject to the heightened political and economic risks associated with emerging markets. If the index includes foreign securities and the level of the index is based on the U.S. dollar value of those foreign securities, these Market Linked Securities will be subject to currency exchange rate risk in addition to the other risks described above, as the level of the index will be adversely affected if the currencies in which the foreign securities trade depreciate against the U.S. dollar.

- **Commodity risk.** These Market Linked Securities linked to commodities will be subject to a number of significant risks associated with commodities. Commodity prices tend to be volatile and may fluctuate in ways that are unpredictable and adverse to you. Commodity markets are frequently subject to disruptions, distortions, and changes due to various factors, including the lack of liquidity in the markets, the participation of speculators, and government regulation and intervention. Moreover, commodity indices may be adversely affected by a phenomenon known as “negative roll yield,” which occurs when future prices of the commodity futures contracts underlying the index are higher than current prices. Negative roll yield can have a significant negative effect on the performance of a commodity index. Furthermore, for commodities that are traded in U.S. dollars but for which market prices are driven by global demand, any strengthening of the U.S. dollar against relevant other currencies may adversely affect the demand for, and therefore the price of, those commodities.
- **Currency risk.** These Market Linked Securities linked to currencies will be subject to a number of significant risks associated with currencies. Currency exchange rates are frequently subject to intervention by governments, which can be difficult to predict and can have a significant impact on exchange rates. Moreover, currency exchange rates are driven by complex factors relating to the economies of the relevant countries that can be difficult to understand and predict. Currencies issued by emerging market governments may be particularly volatile and will be subject to heightened risks.
- **Bond risk.** These Market Linked Securities linked to bond indices or exchange-traded funds that are comprised of specific types of bonds with different maturities and qualities will be subject to a number of significant risks associated with bonds. In general, if market interest rates rise, the value of bonds will decline. In addition, if the market perception of the creditworthiness of the relevant bond issuers falls, the value of bonds will generally decline.
- **Tax considerations.** You should review carefully the relevant preliminary pricing supplement and other related offering documents and consult your tax advisors regarding the application of the U.S. federal tax laws to your particular circumstances, as well as any tax consequences arising under the laws of any state, local, or non-U.S. jurisdiction.

Always read the preliminary pricing supplement and other related offering documents.

These Market Linked Securities are offered with the attached preliminary pricing supplement and other related offering documents. Investors should read and consider these documents carefully before investing. Prior to investing, always consult your financial advisor to understand the investment structure in detail.

For more information about these Market Linked Securities and the structures currently available for investment, contact your financial advisor, who can advise you of whether or not a particular offering may meet your individual needs and investment requirements.

Wells Fargo Securities is the trade name for the capital markets and investment banking services of Wells Fargo & Company and its subsidiaries, including Wells Fargo Securities, LLC, a member of FINRA, NYSE, and SIPC, and Wells Fargo Bank, N.A.

Wells Fargo Advisors is a trade name used by Wells Fargo Clearing Services, LLC and Wells Fargo Advisors Financial Network, LLC, members SIPC, separate registered broker-dealers and non-bank affiliates of Wells Fargo & Company.

© 2021 Wells Fargo Securities, LLC. All rights reserved.

