

Units
\$10 principal amount per unit
CUSIP No.

Pricing Date* May , 2022
Settlement Date* June , 2022
Maturity Date* July , 2023

*Subject to change based on the actual date the notes are priced for initial sale to the public (the "pricing date")



BofA Finance LLC

Accelerated Return Notes[®] Linked to the VanEck Semiconductor ETF Fully and Unconditionally Guaranteed by Bank of America Corporation

- Maturity of approximately 14 months
- 3-to-1 upside exposure to increases in the Underlying Fund, subject to a capped return of [24.00% to 28.00%]
- 1-to-1 downside exposure to decreases in the Underlying Fund, with 100% of your investment at risk
- All payments occur at maturity and are subject to the credit risk of BofA Finance LLC, as issuer of the notes, and the credit risk of Bank of America Corporation, as guarantor of the notes
- No periodic interest payments
- In addition to the underwriting discount set forth below, the notes include a hedging-related charge of \$0.05 per unit. See "Structuring the Notes"
- Limited secondary market liquidity, with no exchange listing

The notes are being issued by BofA Finance LLC ("BofAFinance") and are fully and unconditionally guaranteed by Bank of America Corporation ("BAC"). There are important differences between the notes and a conventional debt security, including different investment risks and certain additional costs. See "Risk Factors" and "Additional Risk Factors" beginning on page TS-6 of this term sheet, page PS-7 of the accompanying product supplement, page S-5 of the accompanying Series A MTN prospectus supplement and page 7 of the accompanying prospectus.

The initial estimated value of the notes as of the pricing date is expected to be between \$9.22 and \$9.86 per unit, which is less than the public offering price listed below. See "Summary" on the following page, "Risk Factors" and "Additional Risk Factors" beginning on page TS-6 of this term sheet and "Structuring the Notes" on page TS-16 of this term sheet for additional information. The actual value of your notes at any time will reflect many factors and cannot be predicted with accuracy.

None of the Securities and Exchange Commission (the "SEC"), any state securities commission, or any other regulatory body has approved or disapproved of these securities or determined if this Note Prospectus (as defined below) is truthful or complete. Any representation to the contrary is a criminal offense.

	<u>Per Unit</u>	<u>Total</u>
Public offering price ⁽¹⁾	\$10.000	\$
Underwriting discount ⁽¹⁾	\$ 0.175	\$
Proceeds, before expenses, to BofA Finance	\$ 9.825	\$

- (1) For any purchase of 300,000 units or more in a single transaction by an individual investor or in combined transactions with the investor's household in this offering, the public offering price and the underwriting discount will be \$9.95 per unit and \$0.125 per unit, respectively. See "Supplement to the Plan of Distribution; Conflicts of Interest" below.

The notes and the related guarantee:

Are Not FDIC Insured	Are Not Bank Guaranteed	May Lose Value
----------------------	-------------------------	----------------

BofA Securities

May , 2022

Accelerated Return Notes[®]

Linked to the VanEck Semiconductor ETF, due July , 2023

Summary

The Accelerated Return Notes[®] Linked to the VanEck Semiconductor ETF, due July , 2023 (the "notes") are our senior unsecured debt securities. Payments on the notes are fully and unconditionally guaranteed by BAC. The notes and the related guarantee are not insured by the Federal Deposit Insurance Corporation or secured by collateral. **The notes will rank equally in right of payment with all of BofA Finance's other unsecured and unsubordinated obligations, and the related guarantee will rank equally in right of payment with all of BAC's other unsecured and unsubordinated obligations, in each case, except obligations that are subject to any priorities or preferences by law. Any payments due on the notes, including any repayment of principal, will be subject to the credit risk of BofA Finance, as issuer, and BAC, as guarantor.** The notes provide you a leveraged return, subject to a cap, if the Ending Value of the Market Measure, which is the VanEck Semiconductor ETF (the "Underlying Fund"), is greater than its Starting Value. If the Ending Value is less than the Starting Value, you will lose all or a portion of the principal amount of your notes. Any payments on the notes will be calculated based on the \$10 principal amount per unit and will depend on the performance of the Underlying Fund, subject to our and BAC's credit risk. See "Terms of the Notes" below.

The economic terms of the notes (including the Capped Value) are based on BAC's internal funding rate, which is the rate it would pay to borrow funds through the issuance of market-linked notes and the economic terms of certain related hedging arrangements. BAC's internal funding rate is typically lower than the rate it would pay when it issues conventional fixed or floating rate debt securities. This difference in funding rate, as well as the underwriting discount and the hedging-related charge described below, will reduce the economic terms of the notes to you and the initial estimated value of the notes on the pricing date. Due to these factors, the public offering price you pay to purchase the notes will be greater than the initial estimated value of the notes.

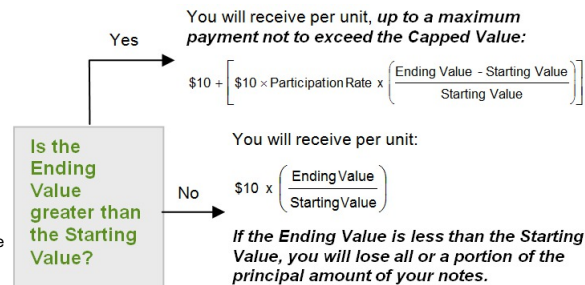
On the cover page of this term sheet, we have provided the initial estimated value range for the notes. This initial estimated value range was determined based on our, BAC's and our other affiliates' pricing models, which take into consideration BAC's internal funding rate and the market prices for the hedging arrangements related to the notes. The initial estimated value of the notes calculated on the pricing date will be set forth in the final term sheet made available to investors in the notes. For more information about the initial estimated value and the structuring of the notes, see "Structuring the Notes" on page TS-16.

Terms of the Notes

Issuer:	BofA Finance LLC ("BofA Finance")
Guarantor:	Bank of America Corporation ("BAC")
Principal Amount:	\$10.00 per unit
Term:	Approximately 14 months
Market Measure:	The VanEck Semiconductor ETF (Bloomberg symbol: "SMH")
Starting Value:	The Closing Market Price of the Market Measure on the pricing date
Ending Value:	The average of the Closing Market Prices of the Market Measure times the Price Multiplier on each calculation day occurring during the maturity valuation period. The scheduled calculation days are subject to postponement in the event of Market Disruption Events, as described on page PS-26 of the accompanying product supplement.
Price Multiplier:	1, subject to adjustment for certain events relating to the Market Measure, as described beginning on page PS-29 of the accompanying product supplement
Participation Rate:	300%
Capped Value:	[\$12.40 to \$12.80] per unit, which represents a return of [24.00% to 28.00%] over the principal amount. The actual Capped Value will be determined on the pricing date.
Maturity Valuation Period:	Five scheduled calculation days shortly before the maturity date.
Fees and Charges:	The underwriting discount of \$0.175 per unit listed on the cover page and the hedging-related charge of \$0.05 per unit described in "Structuring the Notes" on page TS-16.
Calculation Agent:	BofA Securities, Inc. ("BofAS"), an affiliate of BofA Finance.

Redemption Amount Determination

On the maturity date, you will receive a cash payment per unit determined as follows:



Accelerated Return Notes[®]

Linked to the VanEck Semiconductor ETF, due July , 2023

The terms and risks of the notes are contained in this term sheet and in the following:

- Product supplement EQUITY ARN-1 dated May 20, 2020:
<https://www.sec.gov/Archives/edgar/data/70858/000119312520147287/d924226d424b5.htm>
- Series A MTN prospectus supplement dated December 31, 2019 and prospectus dated December 31, 2019:
<https://www.sec.gov/Archives/edgar/data/70858/000119312519326462/d859470d424b3.htm>

These documents (together, the "Note Prospectus") have been filed as part of a registration statement with the SEC, which may, without cost, be accessed on the SEC website as indicated above or obtained from Merrill Lynch, Pierce, Fenner & Smith Incorporated ("MLPF&S") or BofAS by calling 1-800-294-1322. Before you invest, you should read the Note Prospectus, including this term sheet, for information about us, BAC and this offering. Any prior or contemporaneous oral statements and any other written materials you may have received are superseded by the Note Prospectus. Capitalized terms used but not defined in this term sheet have the meanings set forth in the accompanying product supplement. Unless otherwise indicated or unless the context requires otherwise, all references in this document to "we," "us," "our," or similar references are to BofA Finance, and not to BAC.

Investor Considerations

You may wish to consider an investment in the notes if:

- You anticipate that the Underlying Fund will increase moderately from the Starting Value to the Ending Value.
- You are willing to risk a loss of principal and return if the Underlying Fund decreases from the Starting Value to the Ending Value.
- You accept that the return on the notes will be capped.
- You are willing to forgo the interest payments that are paid on conventional interest bearing debt securities.
- You are willing to forgo dividends or other benefits of owning shares of the Underlying Fund or the securities held by the Underlying Fund.
- You are willing to accept a limited or no market for sales prior to maturity, and understand that the market prices for the notes, if any, will be affected by various factors, including our and BAC's actual and perceived creditworthiness, BAC's internal funding rate and fees and charges on the notes.
- You are willing to assume our credit risk, as issuer of the notes, and BAC's credit risk, as guarantor of the notes, for all payments under the notes, including the Redemption Amount.

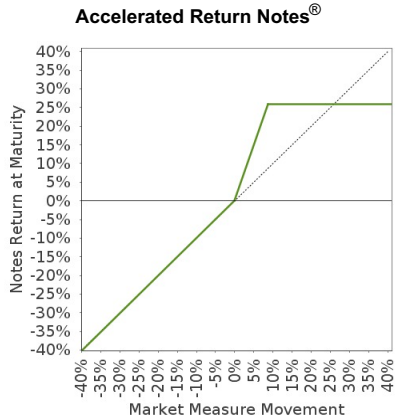
The notes may not be an appropriate investment for you if:

- You believe that the Underlying Fund will decrease from the Starting Value to the Ending Value or that it will not increase sufficiently over the term of the notes to provide you with your desired return.
- You seek principal repayment or preservation of capital.
- You seek an uncapped return on your investment.
- You seek interest payments or other current income on your investment.
- You want to receive dividends or other distributions paid on shares of the Underlying Fund or the securities held by the Underlying Fund.
- You seek an investment for which there will be a liquid secondary market.
- You are unwilling or are unable to take market risk on the notes, to take our credit risk, as issuer of the notes, or to take BAC's credit risk, as guarantor of the notes.

We urge you to consult your investment, legal, tax, accounting, and other advisors before you invest in the notes.

Hypothetical Payout Profile and Examples of Payments at Maturity

The below graph is based on **hypothetical** numbers and values.



This graph reflects the returns on the notes, based on the Participation Rate of 300% and a Capped Value of \$12.60 per unit (the midpoint of the Capped Value range of [\$12.40 to \$12.80]). The green line reflects the returns on the notes, while the dotted gray line reflects the returns of a direct investment in the Underlying Fund, excluding dividends.

This graph has been prepared for purposes of illustration only.

The following table and examples are for purposes of illustration only. They are based on **hypothetical** values and show **hypothetical** returns on the notes. They illustrate the calculation of the Redemption Amount and total rate of return based on a hypothetical Starting Value of 100, the Participation Rate of 300%, a Capped Value of \$12.60 per unit and a range of hypothetical Ending Values. **The actual amount you receive and the resulting total rate of return will depend on the actual Starting Value, Ending Value, Capped Value and whether you hold the notes to maturity.** The following examples do not take into account any tax consequences from investing in the notes.

For recent actual prices of the Underlying Fund, see "The Underlying Fund" section below. The Ending Value will not include any income generated by dividends paid on the Underlying Fund or the stocks included in the securities held by the Underlying Fund, which you would otherwise be entitled to receive if you invested in those securities directly. In addition, all payments on the notes are subject to issuer and guarantor credit risk.

Ending Value	Percentage Change from the Starting Value to the Ending Value	Redemption Amount per Unit	Total Rate of Return on the Notes
0.00	-100.00%	\$0.00	-100.00%
50.00	-50.00%	\$5.00	-50.00%
80.00	-20.00%	\$8.00	-20.00%
90.00	-10.00%	\$9.00	-10.00%
94.00	-6.00%	\$9.40	-6.00%
97.00	-3.00%	\$9.70	-3.00%
100.00 ⁽¹⁾	0.00%	\$10.00	0.00%
105.00	5.00%	\$11.50	15.00%
108.67	8.67%	\$12.60 ⁽²⁾	26.00%
110.00	10.00%	\$12.60	26.00%
120.00	20.00%	\$12.60	26.00%
130.00	30.00%	\$12.60	26.00%
140.00	40.00%	\$12.60	26.00%
150.00	50.00%	\$12.60	26.00%
160.00	60.00%	\$12.60	26.00%

(1) The **hypothetical** Starting Value of 100 used in these examples has been chosen for illustrative purposes only, and does not represent a likely actual Starting Value for the Market Measure.

(2) The Redemption Amount per unit cannot exceed the **hypothetical** Capped Value.

Accelerated Return Notes[®]

Linked to the VanEck Semiconductor ETF, due July , 2023

Redemption Amount Calculation Examples

Example 1

The Ending Value is 80.00, or 80.00% of the Starting Value:

Starting Value: 100.00

Ending Value: 80.00

$$\$10 \times \left(\frac{80}{100}\right) = \$8.00 \text{ Redemption Amount per unit}$$

Example 2

The Ending Value is 102.00, or 102.00% of the Starting Value:

Starting Value: 100.00

Ending Value: 102.00

$$\$10 + \left[\$10 \times 300\% \times \left(\frac{102-100}{100}\right) \right] = \$10.60 \text{ Redemption Amount per unit}$$

Example 3

The Ending Value is 130.00, or 130.00% of the Starting Value:

Starting Value: 100.00

Ending Value: 130.00

$$\$10 + \left[\$10 \times 300\% \times \left(\frac{130-100}{100}\right) \right] = \$19.00, \text{ however, because the Redemption Amount for the notes cannot exceed the Capped Value, the Redemption Amount will be } \$12.60 \text{ per unit}$$

Risk Factors

There are important differences between the notes and a conventional debt security. An investment in the notes involves significant risks, including those listed below. You should carefully review the more detailed explanation of risks relating to the notes in the "Risk Factors" sections beginning on page PS-7 of the accompanying product supplement, page S-5 of the Series A MTN prospectus supplement, and page 7 of the prospectus identified above. We also urge you to consult your investment, legal, tax, accounting, and other advisors before you invest in the notes.

Structure-related Risks

- Depending on the performance of the Underlying Fund as measured shortly before the maturity date, your investment may result in a loss; there is no guaranteed return of principal.
- Your return on the notes may be less than the yield you could earn by owning a conventional fixed or floating rate debt security of comparable maturity.
- Payments on the notes are subject to our credit risk, and the credit risk of BAC, and any actual or perceived changes in our or BAC's creditworthiness are expected to affect the value of the notes. If we and BAC become insolvent or are unable to pay our respective obligations, you may lose your entire investment.
- Your investment return is limited to the return represented by the Capped Value and may be less than a comparable investment directly in the Underlying Fund or the securities held by the Underlying Fund.
- We are a finance subsidiary and, as such, have no independent assets, operations or revenues.
- BAC's obligations under its guarantee of the notes will be structurally subordinated to liabilities of its subsidiaries.
- The notes issued by us will not have the benefit of any cross-default or cross-acceleration with other indebtedness of BofA Finance or BAC; events of bankruptcy or insolvency or resolution proceedings relating to BAC and covenant breach by BAC will not constitute an event of default with respect to the notes.

Valuation- and Market-related Risks

- The initial estimated value of the notes considers certain assumptions and variables and relies in part on certain forecasts about future events, which may prove to be incorrect. The initial estimated value of the notes is an estimate only, determined as of a particular point in time by reference to our and our affiliates' pricing models. These pricing models consider certain assumptions and variables, including our credit spreads and those of BAC, BAC's internal funding rate on the pricing date, mid-market terms on hedging transactions, expectations on interest rates and volatility, price-sensitivity analysis, and the expected term of the notes. These pricing models rely in part on certain forecasts about future events, which may prove to be incorrect.
- The public offering price you pay for the notes will exceed the initial estimated value. If you attempt to sell the notes prior to maturity, their market value may be lower than the price you paid for them and lower than the initial estimated value. This is due to, among other things, changes in the price of the Underlying Fund, changes in BAC's internal funding rate, and the inclusion in the public offering price of the underwriting discount and the hedging-related charge, all as further described in "Structuring the Notes" on page TS-16. These factors, together with various credit, market and economic factors over the term of the notes, are expected to reduce the price at which you may be able to sell the notes in any secondary market and will affect the value of the notes in complex and unpredictable ways.
- The initial estimated value does not represent a minimum or maximum price at which we, BAC, MLPF&S, BofAS or any of our other affiliates would be willing to purchase your notes in any secondary market (if any exists) at any time. The value of your notes at any time after issuance will vary based on many factors that cannot be predicted with accuracy, including the performance of the Underlying Fund, our and BAC's creditworthiness and changes in market conditions.
- A trading market is not expected to develop for the notes. None of us, BAC, MLPF&S or BofAS is obligated to make a market for, or to repurchase, the notes. There is no assurance that any party will be willing to purchase your notes at any price in any secondary market.

Conflict-related Risks

- BAC and its affiliates' hedging and trading activities (including trades in shares of companies included in the Underlying Fund) and any hedging and trading activities BAC or its affiliates engage in that are not for your account or on your behalf, may affect the market value and return of the notes and may create conflicts of interest with you.
- There may be potential conflicts of interest involving the calculation agent, which is an affiliate of ours. We have the right to appoint and remove the calculation agent.

Market Measure-related Risks

- The sponsor and investment advisor of the Underlying Fund may adjust the Underlying Fund in a way that could adversely impact the value of the notes and the amount payable on the notes, and these entities have no obligation to consider your interests.
- The sponsor of the Underlying Fund's underlying index (the "Underlying Index") may adjust the Underlying Index in a way that affects its level, and has no obligation to consider your interests. You will have no rights of a holder of the Underlying Fund or the securities held by the Underlying Fund, and you will not be entitled to receive securities or dividends or other distributions by the issuers of those securities.

- While BAC and our other affiliates may from time to time own securities of companies included in the Underlying Fund, we, BAC and our other affiliates do not control any company included in the Underlying Fund, and have not verified any disclosure made by any other company.
- There are liquidity and management risks associated with the Underlying Fund.
- The performance of the Underlying Fund may not correlate with the performance of its Underlying Index as well as the net asset value per share of the Underlying Fund, especially during periods of market volatility when the liquidity and the market price of shares of the Underlying Fund and/or securities held by the Underlying Fund may be adversely affected, sometimes materially.
- Risks associated with the Underlying Index or the underlying assets of the Underlying Fund will affect the share price of the Underlying Fund and hence, the value of the notes.
- The payments on the notes will not be adjusted for all corporate events that could affect the Underlying Fund. See “Description of ARNs—Anti-Dilution and Discontinuance Adjustments Relating to Underlying Funds” beginning on page PS-29 of the accompanying product supplement.

Tax-related Risks

- The U.S. federal income tax consequences of the notes are uncertain, and may be adverse to a holder of the notes. See “Summary Tax Consequences” below and “U.S. Federal Income Tax Summary” beginning on page PS-38 of the accompanying product supplement.

Additional Risk Factors

All of the securities held by the Underlying Fund are concentrated in one industry.

All of the securities held by the Underlying Fund are issued by companies in the semiconductor production industry. As a result, the securities that will determine the performance of the notes are concentrated in one industry. Although an investment in the notes will not give holders any ownership or other direct interests in the securities held by the Underlying Fund, the return on an investment in the notes will be subject to certain risks similar to those associated with direct equity investments in the semiconductor production industry. The notes may be subject to greater volatility and be more adversely affected by a single positive or negative economic, political or regulatory occurrence affecting this industry than a different investment linked to securities of a more broadly diversified group of issuers.

Adverse conditions in the semiconductor production and equipment sector may reduce your return on the Notes.

All or substantially all of the stocks held by the Underlying Fund are issued by companies whose primary line of business is directly associated with the semiconductor production and equipment sector. The Underlying Fund is subject to the risk that companies that are in the semiconductor production and equipment sector may be similarly affected by particular economic or market events. As product cycles shorten and manufacturing capacity increases, these companies may become increasingly subject to aggressive pricing, which hampers profitability. Semiconductor companies are vulnerable to wide fluctuations in securities prices due to rapid product obsolescence. Many semiconductor companies may not successfully introduce new products, develop and maintain a loyal customer base or achieve general market acceptance for their products, and failure to do so could have a material adverse effect on their business, results of operations and financial condition. Reduced demand for end-user products, underutilization of manufacturing capacity, and other factors could adversely impact the operating results of companies in the semiconductor production and equipment sector. Semiconductor companies typically face high capital costs and such companies may need additional financing, which may be difficult to obtain. They also may be subject to risks relating to research and development costs and the availability and price of components. Moreover, they may be heavily dependent on intellectual property rights and may be adversely affected by loss or impairment of those rights. Some of the companies involved in the semiconductor production and equipment sector are also engaged in other lines of business unrelated to the semiconductor business, and they may experience problems with these lines of business, which could adversely affect their operating results. The international operations of many semiconductor companies expose them to risks associated with instability and changes in economic and political conditions, foreign currency fluctuations, changes in foreign regulations, tariffs and trade disputes, competition from subsidized foreign competitors with lower production costs and other risks inherent to international business. The semiconductor production and equipment sector is highly cyclical, which may cause the operating results of many semiconductor companies to vary significantly. Companies in the semiconductor production and equipment sector also may be subject to competition from new market entrants. The stock prices of companies in the semiconductor production and equipment sector have been and will likely continue to be extremely volatile compared to the overall market. These factors could affect the semiconductor production and equipment sector and could affect the value of the equity securities held by the Underlying Fund and the price of the Underlying Fund during the term of the Notes, which may adversely affect the value of your Notes.

The Underlying Fund

All disclosures contained in this term sheet regarding the Underlying Fund and the Underlying Index, including, without limitation, their make-up, method of their calculation, and changes in their components, have been derived from publicly available sources. The information reflects the policies of, and is subject to change by, Van Eck Associates Corporation ("VanEck"). The consequences of any discontinuance of the Underlying Fund or the Underlying Index are discussed in the section entitled "Description of ARNs—Anti-Dilution and Discontinuance Adjustments Relating to Underlying Funds—Discontinuance of or Material Change to an Underlying Fund" beginning on page PS-32 of the accompanying product supplement. None of us, the calculation agents, or MLPF&S accepts any responsibility for the calculation, maintenance, or publication of the Underlying Fund, the Underlying Index, or any successor fund or index.

The VanEck Semiconductor ETF

The SMH is an exchange-traded fund that trades on the NYSE Arca, Inc. under the ticker symbol "SMH." The SMH seeks to replicate as closely as possible, before fees and expenses, the price and yield performance of the MVIS® US Listed Semiconductor 25 Index ("MVSMH"). For more information about the MVSMH, please see "The MVIS® US Listed Semiconductor 25 Index" below.

The SMH, using a "passive" or indexing investment approach, attempts to approximate the investment performance of the MVSMH by investing in a portfolio of securities that generally replicates the MVSMH.

The SMH's return may not match the return of the MVSMH for a number of reasons. For example, the SMH incurs a number of operating expenses not applicable to the MVSMH and incurs costs associated with buying and selling securities, especially when rebalancing the SMH's securities holdings to reflect changes in the composition of the MVSMH, which are not factored into the return of the MVSMH. Transaction costs, including brokerage costs, will decrease the SMH's net asset value to the extent not offset by the transaction fee payable by an authorized participant. Market disruptions and regulatory restrictions could have an adverse effect on the SMH's ability to adjust its exposure to the required levels in order to track the MVSMH. Errors in the MVSMH data, the MVSMH computations and/or the construction of the MVSMH in accordance with its methodology may occur from time to time and may not be identified and corrected by the MVSMH provider for a period of time or at all, which may have an adverse impact on the SMH and its shareholders. In addition, the SMH may not invest in certain securities included in the MVSMH, or invest in them in the exact proportions in which they are represented in the MVSMH. The SMH's performance may also deviate from the return of the MVSMH due to legal restrictions or limitations imposed by the governments of certain countries, certain listing standards of the SMH's listing exchange, a lack of liquidity on stock exchanges in which the securities trade, potential adverse tax consequences or other regulatory reasons (such as diversification requirements). The SMH may value certain of its investments and/or other assets based on fair value prices. To the extent the SMH calculates its net asset value based on fair value prices and the value of the MVSMH is based on securities' closing prices (i.e., the value of the MVSMH is not based on fair value prices), the SMH's ability to track the MVSMH may be adversely affected. In addition, any issues the SMH encounters with regard to currency convertibility (including the cost of borrowing funds, if any) and repatriation may also increase tracking risk. In light of the factors discussed above, the SMH's return may deviate significantly from the return of the MVSMH. Changes to the composition of the MVSMH in connection with a rebalancing or reconstitution of the MVSMH may cause the SMH to experience increased volatility, during which time the SMH's index tracking risk may be heightened.

The MVIS® US Listed Semiconductor 25 Index

All information contained in this pricing supplement regarding the MVSMH, including, without limitation, its make-up, method of calculation and changes in its components, from publicly available information, without independent verification. This information reflects the policies of, and is subject to change by, MV Index Solutions GmbH ("MVIS"). The MVSMH was developed by MVIS and is maintained and published by MVIS. The MVSMH is calculated by Solactive AG. MVIS has no obligation to continue to publish, and may discontinue the publication of, the MVSMH.

The MVSMH is reported by Bloomberg L.P. under the ticker symbol "MVSMH."

The MVSMH is designed to track the performance of the largest and most liquid U.S.-listed companies that derive at least 50% (25% for current components) of their revenues from semiconductors. This includes companies engaged primarily in the production of semiconductors and semiconductor equipment. The MVSMH was launched on August 12, 2011 with a base index value of 1,000 as of September 29, 2000.

Index Composition and Maintenance

The Index Universe

The index universe includes only common stocks and stocks with similar characteristics from financial markets that are freely investable for foreign investors and that provide real-time and historical component and currency pricing. Limited partnerships are excluded. Companies from financial markets that are not freely investable for foreign investors or that do not provide real-time and historical component and currency pricing may still be eligible if they have a listing on an eligible exchange and if they meet all the size and liquidity requirements on that exchange.

Only stocks that have a full market capitalization exceeding US\$50 million are eligible for the index universe.

Investable Index Universe

Companies with a free-float (or shares available to foreign investors) of less than 5% for existing index components or less than 10% for new components are ineligible for inclusion.

In addition to the above, stocks that are currently not in the Semiconductor Index must meet the following size and liquidity requirements:

- a full market capitalization exceeding US\$150 million;
- a three-month average-daily-trading volume of at least US\$1 million at the current review and also at the previous two reviews; and
- at least 250,000 shares traded per month over the last six months at the current review and also at the previous two reviews.

For stocks already in the Semiconductor Index the following applies:

- a full market capitalization exceeding US\$75 million; and
- a three-month average-daily-trading volume of at least US\$0.2 million in at least two of the latest three quarters (current review and also at previous two reviews)
- In addition, a three-month average-daily-trading volume of at least US\$0.6 million at current review or at one of the previous two reviews; or
- at least 200,000 shares traded per month over the last six months at the current review or at one of the previous two reviews.

In case the number of investable stocks drops below the minimum component number for the respective index, current components remain investable.

Only one share line of each company is eligible. In case more than one share line fulfills the above size and liquidity rules, only the largest share line by free-float market capitalization is eligible. MVIS can, in exceptional cases (e.g., significantly higher liquidity), decide for a different share line.

In case the free-float market capitalization of a non-component share line:

- exceeds the free-float market capitalization of a share line of the same company which is an index component by at least 25%; and
- fulfills all size and liquidity eligibility criteria for non-components,
- the current component share line will be replaced by the larger one. MVIS can, in exceptional cases (e.g., significantly higher liquidity), decide to keep the current share line instead.

Index Constituent Selection

The MVSMH is reviewed on a semi-annual basis in March and September.

The target coverage of the MVSMH is 25 companies from the investable universe. MVSMH constituents are selected using the following procedure:

- (1) The largest 50 stocks (by full market capitalization) from the investable universe qualify.
- (2) The 50 stocks are ranked in two different ways — by free-float market capitalization in descending order (the largest company receives rank “1”) and then by three-month average-daily-trading volume in descending order (the most liquid company receives rank “1”). These two ranks are added up.
- (3) The 50 stocks are then ranked by the sum of their two ranks in Step 2 in ascending order. If two companies have the same sum of ranks, the larger company is placed on top.
 - a. Initially, the highest ranked 25 companies made up the MVSMH.
 - b. On-going, a 10-40 buffer is applied: the highest ranked 10 companies qualify. The remaining 15 companies are selected from the highest ranked remaining current MVSMH components ranked between 11 and 40. If the number of selected companies is still below 25, then the highest ranked remaining stocks are selected until 25 companies have been selected.

Review Schedule

The reviews for the MVSMH are based on the closing data on the last business day in February and August. If a company does not trade on the last business day in February or August, the last available price for this company will be used.

The underlying index data (e.g., new number of shares, new free-float factors and new weighting cap factors) is announced on the second Friday in March or September. The weighting cap factors are based on closing data of the Wednesday prior to the second Friday in March or September. Changes to the MVSMH are implemented and based on the closing prices of the third Friday in March or September. If the third Friday is not a business day, then the review will take place on the last business day before the third Friday. If a constituent of the MVSMH does not trade on the third Friday in March or September, then the last available price for that index constituent will be used. Changes become effective on the next business day. The component changes to the MVSMH are announced on the second Friday in March or September.

Ongoing Maintenance

In addition to the periodic reviews, the MVSMH is continually reviewed for corporate events (e.g., mergers, takeovers, spin-offs, delistings and bankruptcies) that affect the MVSMH components.

Deletions. For all corporate events that result in a stock deletion from the MVSMH, the deleted stock will be replaced with the highest ranked non-component on the most recent selection list immediately only if the number of components in the MVSMH would drop below 20. The replacement stock will be added at the same weight as the deleted stock. Only in case the number of components drop below its minimum due to a merger of two or more index components, the replacement stock will be added with its free-float market capitalization, weighted with the capping factor of the uncapped components in the small-weight group of the weighting scheme. In all other cases (i.e., there is not replacement), the additional weight resulting from the deletion will be redistributed proportionally across all other components of the MVSMH.

Changes to Free-Float Factor and Number of Shares. Changes to the number of shares or the free-float factors due to corporate actions like stock dividends, splits, rights issues, etc. are implemented immediately and will be effective the next trading day (i.e., the ex-date). Simple share/float changes are implemented after a 3-day notice period.

Initial Public Offerings (IPOs) and Spin-Offs. An IPO stock is eligible for fast-track addition to the index universe for the Semiconductor Index once; either at the next semi-annual review if it has been trading since at least the last trading day of the month prior to the review snapshot dates (i.e., the last trading day in February or August) or else at the then-following semi-annual review. In order to be added to the Semiconductor Index the IPO stock has to meet the size and liquidity requirements:

- the IPO must have a full market capitalization exceeding US\$150 million;
- the IPO must have a free-float factor of at least 10%;
- the IPO must have an average-daily-trading volume of at least US\$1 million; and
- the IPO must have traded at least 250,000 shares per month (or per 22 days).

This rule is applicable for newly spun-off companies as well.

Changes due to Mergers & Takeovers. A merger or takeover is deemed successful if it has been declared wholly unconditional and has received approval of all regulatory agencies with jurisdiction over the transaction. The result of a merger or takeover is typically one surviving stock and one or more non-surviving stocks that may not necessarily be de-listed from the respective trading system(s).

If a MVSMH component merges with or takes over another MVSMH component: The surviving stock remains in the MVSMH and the other stock is deleted immediately from the MVSMH. Its shares and float are adjusted according to the terms of the merger/takeover. The index market capitalization of the merged company corresponds to the market capitalization of the two separate companies.

If a MVSMH component merges with or takes over a non-MVSMH component: If the surviving stock meets the MVSMH requirements, then it remains in the MVSMH and its shares (if the share change is greater than 10%) and float are adjusted according to the terms of the merger/takeover. If the surviving stock does not meet the MVSMH requirements, then it is deleted immediately from the MVSMH.

If a non-MVSMH component merges with or takes over a MVSMH component: If the surviving stock meets the MVSMH requirements, then it will be added to the MVSMH (shares (if the share change is greater than 10%) and float adjusted according to the terms of the merger/takeover) and will replace the current MVSMH component. If the surviving stock does not meet the MVSMH requirements, then it will not be added to the MVSMH and the current MVSMH component is deleted immediately from the MVSMH.

Changes due to Spin-Offs. Each spin-off stock is immediately added to the MVSMH for at least two trading days. If a spin-off company does not qualify for the MVSMH, it will be deleted based on its closing price. Shares and floats of the surviving companies are adjusted according to the terms of the spin-off. In case the number of MVSMH components drops below the minimum component number and no non-component stock is eligible as a replacement, the determination of the addition is subject to MVIS's decision.

Index Calculation

The value of the MVSMH is calculated using the Laspeyres' formula, rounded to two decimal places, with stock prices converted to U.S. dollars:

$$\text{Index Value} = \frac{\sum_{i=1}^n p_i \times q_i \times f_{fi} \times c_{fi} \times f_{xi}}{D} = \frac{M}{D}$$

where (for all stocks (i) in the MVSMH):

- p_i = stock price (rounded to four decimal places);
- q_i = number of shares;
- f_{fi} = free-float factor (rounded to two decimal places);
- f_{xi} = exchange rate (local currency to U.S. Dollar) (rounded to 12 decimal places);
- c_{fi} = sector-weighting cap factor (if applicable, otherwise set to 1) (rounded to 16 decimal places);
- M = free-float market capitalization of the Semiconductor Index; and
- D = divisor (rounded to six decimal places).

Free-Float

The MVSMH is free-float adjusted — that is, the number of shares outstanding is reduced to exclude closely held shares (amount larger than 5% of the company's full market capitalization) from the index calculation. At times, other adjustments are made to the share count to reflect foreign ownership limits. These are combined with the block-ownership adjustments into a single factor. To avoid unwanted double counting, either the block-ownership adjustment or the restricted stocks adjustment is applied, whichever produces the higher result. Free-float factors are reviewed quarterly.

Company-Weighting Cap Factors

Companies in the MVSMH are weighted according to their free-float market capitalization, as modified by the company-weighting cap factors. The MVSMH used the company-weighting cap factors to ensure diversification to avoid overweighting. The company-weighting cap factors are reviewed quarterly and applied, if necessary. The following weighting scheme applies to the MVSMH:

- (1) All MVSMH components are weighted by their free-float market capitalization.
- (2) All companies exceeding 4.5% but at least the largest five and at the maximum the largest 10 companies are grouped together (so called "Large-Weights"). All other companies are grouped together as well (so called "Small-Weights").
- (3) The aggregated weighting of the Large-Weights is capped at 50%:
 - a. Large-Weights: If the aggregated weighting of all companies in Large-Weight exceeds 50%, then a capping factor is calculated to bring the weighting down to 50%; at the same time, a second capping factor for the Small-Weights is calculated to increase the aggregated weight to 50%. These two factors are then applied to all companies in the Large-Weights or the Small-Weights respectively.
 - b. Large-Weights: The maximum weight for any single stock is 20% and the minimum weighting is 5%. If a stock is above the maximum or below the minimum weight, then the weight will be reduced to the maximum weight or increased to the minimum weight and the excess weight will be re-distributed proportionally across all other remaining Semiconductor Index constituents in the Large-Weights.
 - c. Small-Weights: The maximum weight for any single stock is 4.5%. If a stock is above the maximum weight, then the weight will be reduced to the maximum weight and the excess weight will be re-distributed proportionally.

across all other remaining MVSMH constituents in the Small-Weights.

Divisor Adjustments

Index maintenance (reflecting changes in, e.g., shares outstanding, capital actions, addition or deletion of stocks to the MVSMH) should not change the level of the MVSMH. This is accomplished with an adjustment to the divisor. Any change to the stocks in the MVSMH that alters the total market value of the MVSMH while holding stock prices constant will require a divisor adjustment.

$$\text{Divisor}_{\text{new}} = \text{Divisor}_{\text{old}} \times \frac{\sum_{i=1}^n p_i \times q_i \times ff_i \times cf_i \times fx_i \pm \Delta MC}{\sum_{j=0}^n p_j \times q_j \times ff_j \times cf_j \times fx_j}$$

where ΔMC is the difference between closing market capitalization and adjusted closing market capitalization of the Semiconductor Index.

Data Correction

Incorrect or missing input data will be corrected immediately.

Corporate Action Related Adjustments

Corporate actions range widely from routine share issuances or buy backs to unusual events like spin-offs or mergers. These are listed on the table below with notes about the necessary changes and whether the divisor will be adjusted. Implementation takes place on the ex-date.

Special cash dividend

Divisor change: Yes

$$p_{i, \text{ adjusted}} = p^i - (\text{Dividend} \times (1 - \text{Withholding Tax}))$$

Divisor change: No

Split

Divisor change: No

Shareholders receive "B" new shares for every "A" share held.

$$p_{i, \text{ adjusted}} = p_i \times \frac{A}{B}$$

$$q_{i, \text{ adjusted}} = q_i \times \frac{B}{A}$$

Rights offering

Shareholders receive "B" new shares for every "A" share held.

If the subscription-price is either not available or not smaller than the closing price, then no adjustment will be done.

$$p_{i, \text{ adjusted}} = \frac{(p_i \times A) + (\text{Subscription Price} \times B)}{(A + B)}$$

$$q_{i, \text{ adjusted}} = q_i \times \frac{(A + B)}{A}$$

Stock dividend Divisor change: No

Shareholders receive "B" new shares for every "A" share held.

$$P_i, \text{ adjusted} = P_i \times \frac{A}{(A + B)}$$

$$Q_i, \text{ adjusted} = Q_i \times \frac{(A + B)}{A}$$

Stock dividend from treasury Divisor change: Yes

Stock dividends from treasury are adjusted as ordinary cash dividends. Shareholders receive 'B' new shares for every 'A' share held.

$$P_i, \text{ adjusted} = P_i - \frac{(P_i \times B)}{(A + B)}$$

Stock dividend of a different company security Divisor change: Yes

Shareholders receive "B" shares of a different company for every "A" share held.

$$P_i, \text{ adjusted} = \frac{(P_i \times A) - (\text{Price of Different Security} \times B)}{A}$$

Spin-offs Divisor change: Yes

Shareholders receive "B" new shares for every "A" share held.

$$P_i, \text{ adjusted} = \frac{(P_i \times A) - (\text{Price of Spun-off Company} \times B)}{A}$$

Addition/deletion of a company Divisor change: Yes

Net change in market value determines the divisor adjustment.

Changes in shares outstanding/free-float Divisor change: Yes

Any secondary issuance, share repurchase, buy back, tender offer, Dutch auction, exchange offer, bought deal equity offering or prospectus offering will be updated at the semi-annual review if the change is smaller than 10%. Changes larger than 10% will be pre-announced (3 trading days' notice) and implemented on a best efforts basis. If necessary and information is available, resulting float changes are taken into consideration. Share changes will not be implemented in the week between review announcement and implementation.

Changes due to a merger/takeover/spin-off Divisor change: Yes

Net change in free-float market value determines the divisor adjustment. In case of no change, the divisor change is 0.

With corporate actions where cash dividends or other corporate assets are distributed to shareholders, the price of the stock will drop on the ex-dividend day (the first day when a new shareholder is eligible to receive the distribution). The effect of the divisor adjustment is to prevent this price drop from causing a corresponding drop in the MVSMH.

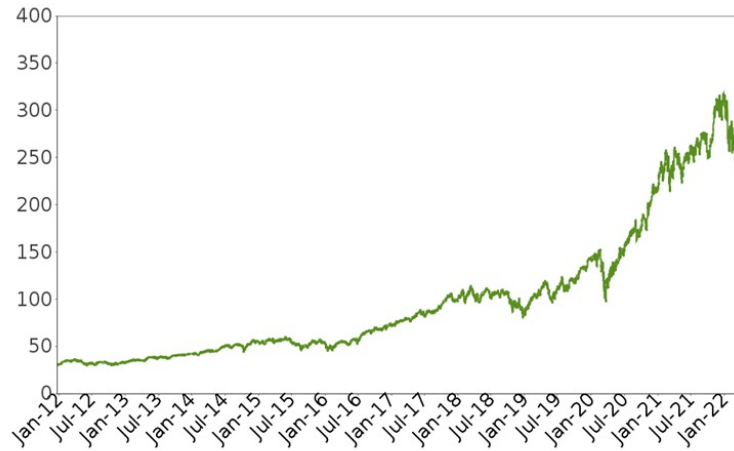
Corporate actions are announced at least four days prior to implementation.

Accelerated Return Notes[®]

Linked to the VanEck Semiconductor ETF, due July , 2023

The following graph shows the daily historical performance of the Underlying Fund in the period from January 1, 2012 through April 28, 2022. We obtained this historical data from Bloomberg L.P. We have not independently verified the accuracy or completeness of the information obtained from Bloomberg L.P. On April 28, 2022, the closing price per share of the Underlying Fund was \$240.50.

Historical Performance of the Underlying Fund



This historical data on the Underlying Fund is not necessarily indicative of the future performance of the Underlying Fund or what the value of the notes may be. Any historical upward or downward trend in the level of the Underlying Fund during any period set forth above is not an indication that the level of the Underlying Fund is more or less likely to increase or decrease at any time over the term of the notes.

Before investing in the notes, you should consult publicly available sources for the levels of the Underlying Fund.

Supplement to the Plan of Distribution; Conflicts of Interest

Under our distribution agreement with BofAS, BofAS will purchase the notes from us as principal at the public offering price indicated on the cover of this term sheet, less the indicated underwriting discount.

MLPF&S will purchase the notes from BofAS for resale, and will receive a selling concession in connection with the sale of the notes in an amount up to the full amount of underwriting discount set forth on the cover of this term sheet.

MLPF&S and BofAS, each a broker-dealer subsidiary of BAC, are members of the Financial Industry Regulatory Authority, Inc. ("FINRA") and will participate as selling agent in the case of BofAS, and as dealer, in the case of MLPF&S, in the distribution of the notes. Accordingly, offerings of the notes will conform to the requirements of Rule 5121 applicable to FINRA members. Neither BofAS nor MLPF&S may make sales in this offering to any of its discretionary accounts without the prior written approval of the account holder.

We may deliver the notes against payment therefor in New York, New York on a date that is greater than two business days following the pricing date. Under Rule 15c6-1 of the Securities Exchange Act of 1934, trades in the secondary market generally are required to settle in two business days, unless the parties to any such trade expressly agree otherwise. Accordingly, if the initial settlement of the notes occurs more than two business days from the pricing date, purchasers who wish to trade the notes more than two business days prior to the original issue date will be required to specify alternative settlement arrangements to prevent a failed settlement.

The notes will not be listed on any securities exchange. In the original offering of the notes, the notes will be sold in minimum investment amounts of 100 units. If you place an order to purchase the notes, you are consenting to MLPF&S and/or one of its affiliates acting as a principal in effecting the transaction for your account.

MLPF&S and BofAS may repurchase and resell the notes, with repurchases and resales being made at prices related to then-prevailing market prices or at negotiated prices, and these will include MLPF&S's and BofAS's trading commissions and mark-ups or mark-downs. MLPF&S and BofAS may act as principal or agent in these market-making transactions; however, neither is obligated to engage in any such transactions. At their discretion, for a short, undetermined initial period after the issuance of the notes, MLPF&S and BofAS may offer to buy the notes in the secondary market at a price that may exceed the initial estimated value of the notes. Any price offered by MLPF&S or BofAS for the notes will be based on then-prevailing market conditions and other considerations, including the performance of the Underlying Fund and the remaining term of the notes. However, neither we nor any of our affiliates is obligated to purchase your notes at any price, or at any time, and we cannot assure you that we or any of our affiliates will purchase your notes at a price that equals or exceeds the initial estimated value of the notes.

The value of the notes shown on your account statement will be based on BofAS's estimate of the value of the notes if BofAS or another of our affiliates were to make a market in the notes, which it is not obligated to do. That estimate will be based upon the price that BofAS may pay for the notes in light of then-prevailing market conditions and other considerations, as mentioned above, and will include transaction costs. At certain times, this price may be higher than or lower than the initial estimated value of the notes.

An investor's household, as referenced on the cover of this term sheet, will generally include accounts held by any of the following, as determined by MLPF&S in its discretion and acting in good faith based upon information then available to MLPF&S:

- the investor's spouse (including a domestic partner), siblings, parents, grandparents, spouse's parents, children and grandchildren, but excluding accounts held by aunts, uncles, cousins, nieces, nephews or any other family relationship not directly above or below the individual investor;
- a family investment vehicle, including foundations, limited partnerships and personal holding companies, but only if the beneficial owners of the vehicle consist solely of the investor or members of the investor's household as described above; and
- a trust where the grantors and/or beneficiaries of the trust consist solely of the investor or members of the investor's household as described above; provided that, purchases of the notes by a trust generally cannot be aggregated together with any purchases made by a trustee's personal account.

Purchases in retirement accounts will not be considered part of the same household as an individual investor's personal or other non-retirement account, except for individual retirement accounts ("IRAs"), simplified employee pension plans ("SEPs"), savings incentive match plan for employees ("SIMPLEs"), and single-participant or owners only accounts (i.e., retirement accounts held by self-employed individuals, business owners or partners with no employees other than their spouses).

Please contact your Merrill financial advisor if you have any questions about the application of these provisions to your specific circumstances or think you are eligible.

Structuring the Notes

The notes are our debt securities, the return on which is linked to the performance of the Underlying Fund. The related guarantees are BAC's obligations. As is the case for all of our and BAC's respective debt securities, including our market-linked notes, the economic terms of the notes reflect our and BAC's actual or perceived creditworthiness at the time of pricing. In addition, because market-linked notes result in increased operational, funding and liability management costs to us and BAC, BAC typically borrows the funds under these types of notes at a rate that is more favorable to BAC than the rate that it might pay for a conventional fixed or floating rate debt security. This rate, which we refer to in this term sheet as BAC's internal funding rate, is typically lower than the rate BAC would pay when it issues conventional fixed or floating rate debt securities. This generally relatively lower internal funding rate, which is reflected in the economic terms of the notes, along with the fees and charges associated with market-linked notes, typically results in the initial estimated value of the notes on the pricing date being less than their public offering price.

At maturity, we are required to pay the Redemption Amount to holders of the notes, which will be calculated based on the performance of the Underlying Fund and the \$10 per unit principal amount. In order to meet these payment obligations, at the time we issue the notes, we may choose to enter into certain hedging arrangements (which may include call options, put options or other derivatives) with BofAS or one of our other affiliates. The terms of these hedging arrangements are determined by seeking bids from market participants, including MLPF&S, BofAS and its affiliates, and take into account a number of factors, including our and BAC's creditworthiness, interest rate movements, the volatility of the Underlying Fund, the tenor of the notes and the tenor of the hedging arrangements. The economic terms of the notes and their initial estimated value depend in part on the terms of these hedging arrangements.

BofAS has advised us that the hedging arrangements will include a hedging-related charge of \$0.05 per unit, reflecting an estimated profit to be credited to BofAS from these transactions. Since hedging entails risk and may be influenced by unpredictable market forces, additional profits and losses from these hedging arrangements may be realized by BofAS or any third party hedge providers.

For further information, see "Risk Factors—General Risks Relating to ARNs" beginning on page PS-7 and "Use of Proceeds" on page PS-22 of the accompanying product supplement.

Summary Tax Consequences

You should consider the U.S. federal income tax consequences of an investment in the notes, including the following:

- There is no statutory, judicial, or administrative authority directly addressing the characterization of the notes.
- You agree with us (in the absence of an administrative determination, or judicial ruling to the contrary) to characterize and treat the notes for all tax purposes as a single financial contract with respect to the Underlying Fund.
- Under this characterization and tax treatment of the notes, a U.S. Holder (as defined beginning on page 38 of the prospectus) generally will recognize capital gain or loss upon maturity or upon a sale or exchange of the notes prior to maturity. This capital gain or loss generally will be long-term capital gain or loss if you held the notes for more than one year.
- No assurance can be given that the Internal Revenue Service (“IRS”) or any court will agree with this characterization and tax treatment.
- Under current IRS guidance, withholding on “dividend equivalent” payments (as discussed in the product supplement), if any, will not apply to notes that are issued as of the date of this term sheet unless such notes are “delta-one” instruments.

You should consult your own tax advisor concerning the U.S. federal income tax consequences to you of acquiring, owning, and disposing of the notes, as well as any tax consequences arising under the laws of any state, local, foreign, or other tax jurisdiction and the possible effects of changes in U.S. federal or other tax laws. You should review carefully the discussion under the section entitled “U.S. Federal Income Tax Summary” beginning on page PS-38 of the accompanying product supplement.

Where You Can Find More Information

We and BAC have filed a registration statement (including a product supplement, a prospectus supplement, and a prospectus) with the SEC for the offering to which this term sheet relates. Before you invest, you should read the Note Prospectus, including this term sheet, and the other documents relating to this offering that we and BAC have filed with the SEC, for more complete information about us, BAC and this offering. You may get these documents without cost by visiting EDGAR on the SEC website at www.sec.gov. Alternatively, we, any agent, or any dealer participating in this offering will arrange to send you these documents if you so request by calling MLPF&S or BofAS toll-free at 1-800-294-1322.

“Accelerated Return Notes[®]” and “ARNs[®]” are BAC’s registered service marks.

