

Units
\$10 principal amount per unit
CUSIP No.

Pricing Date* September , 2022
Settlement Date* October , 2022
Maturity Date* October , 2023
*Subject to change based on the actual date the notes are priced for initial sale to the public (the "pricing date")



BofA Finance LLC

Market-Linked One Look Notes Linked to the VanEck[®] Gold Miners ETF

Fully and Unconditionally Guaranteed by Bank of America Corporation

- Maturity of approximately one year
- If the Underlying Fund is flat or increases, a return of [24.00% to 30.00%]
- 1-to-1 downside exposure to decreases in the Underlying Fund, with up to 100.00% of your principal at risk
- All payments occur at maturity and are subject to the credit risk of BofA Finance LLC, as issuer of the notes, and the credit risk of Bank of America Corporation, as guarantor of the notes
- No periodic interest payments
- In addition to the underwriting discount set forth below, the notes include a hedging-related charge of \$0.05 per unit. See "Structuring the Notes"
- Limited secondary market liquidity, with no exchange listing

The notes are being issued by BofA Finance LLC ("BofA Finance") and are fully and unconditionally guaranteed by Bank of America Corporation ("BAC"). There are important differences between the notes and a conventional debt security, including different investment risks and certain additional costs. See "Risk Factors" and "Additional Risk Factors" beginning on page TS-6 of this term sheet, and "Risk Factors" beginning on page PS-8 of the accompanying product supplement, page S-5 of the accompanying Series A MTN prospectus supplement and page 7 of the accompanying prospectus.

The initial estimated value of the notes as of the pricing date is expected to be between \$9.2 and \$9.89 per unit, which is less than the public offering price listed below. See "Summary" on the following page, "Risk Factors" beginning on page TS-6 of this term sheet and "Structuring the Notes" on page TS-15 of this term sheet for additional information. The actual value of your notes at any time will reflect many factors and cannot be predicted with accuracy.

None of the Securities and Exchange Commission (the "SEC"), any state securities commission, or any other regulatory body has approved or disapproved of these securities or determined if this Note Prospectus (as defined below) is truthful or complete. Any representation to the contrary is a criminal offense.

| | <u>Per Unit</u> | <u>Total</u> |
|--|-----------------|--------------|
| Public offering price ⁽¹⁾ | \$10.00 | \$ |
| Underwriting discount ⁽¹⁾ | \$0.15 | \$ |
| Proceeds, before expenses, to BofA Finance | \$9.85 | \$ |

(1) For any purchase of 300,000 units or more in a single transaction by an individual investor or in combined transactions with the investor's household in this offering, the public offering price and the underwriting discount will be \$9.95 per unit and \$0.10 per unit, respectively. See "Supplement to the Plan of Distribution; Conflicts of Interest" below.

The notes and the related guarantee:

| | | |
|-----------------------------|--------------------------------|-----------------------|
| Are Not FDIC Insured | Are Not Bank Guaranteed | May Lose Value |
|-----------------------------|--------------------------------|-----------------------|

BofA Securities

September , 2022

Market-Linked One Look Notes

Linked to the VanEck® Gold Miners ETF, due October , 2023

Summary

The Market-Linked One Look Notes Linked to the VanEck® Gold Miners ETF, due October , 2023 (the "notes") are our senior unsecured debt securities. Payments on the notes are fully and unconditionally guaranteed by BAC. The notes and the related guarantee are not insured by the Federal Deposit Insurance Corporation or secured by collateral. **The notes will rank equally in right of payment with all of BofA Finance's other unsecured and unsubordinated obligations, and the related guarantee will rank equally in right of payment with all of BAC's other unsecured and unsubordinated obligations, in each case, except obligations that are subject to any priorities or preferences by law. Any payments due on the notes, including any repayment of principal, will be subject to the credit risk of BofA Finance, as issuer, and BAC, as guarantor.** The notes provide you with a Step Up Payment if the Ending Value of the Underlying Fund, which is the VanEck® Gold Miners ETF (the "Underlying Fund"), is equal to or greater than the Starting Value. If the Ending Value is less than the Starting Value, you will lose all or a portion of the principal amount of your notes. Any payments on the notes will be calculated based on the \$10 principal amount per unit and will depend on the performance of the Underlying Fund, subject to our and BAC's credit risk. See "Terms of the Notes" below.

The economic terms of the notes (including the Step Up Payment) are based on BAC's internal funding rate, which is the rate it would pay to borrow funds through the issuance of market-linked notes and the economic terms of certain related hedging arrangements. BAC's internal funding rate is typically lower than the rate it would pay when it issues conventional fixed or floating rate debt securities. This difference in funding rate, as well as the underwriting discount and the hedging related charge described below, will reduce the economic terms of the notes to you and the initial estimated value of the notes on the pricing date. Due to these factors, the public offering price you pay to purchase the notes will be greater than the initial estimated value of the notes.

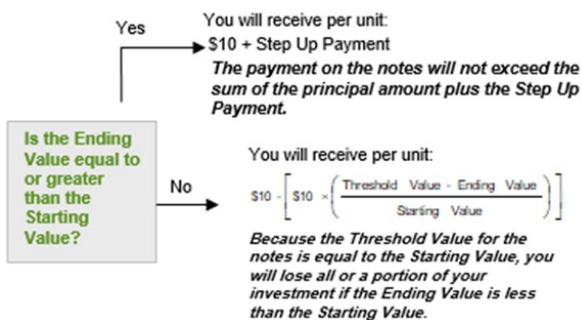
On the cover page of this term sheet, we have provided the initial estimated value range for the notes. This initial estimated value range was determined based on our, BAC's and our other affiliates' pricing models, which take into consideration BAC's internal funding rate and the market prices for the hedging arrangements related to the notes. The initial estimated value is based on an assumed tenor of the notes. The initial estimated value of the notes calculated on the pricing date will be set forth in the final term sheet made available to investors in the notes. For more information about the initial estimated value and the structuring of the notes, see "Structuring the Notes" on page TS-15.

Terms of the Notes

| | |
|---------------------------|--|
| Issuer: | BofA Finance LLC ("BofA Finance") |
| Guarantor: | Bank of America Corporation ("BAC") |
| Principal Amount: | \$10.00 per unit |
| Term: | Approximately one year |
| Market Measure: | The VanEck Gold Miners ETF (Bloomberg symbol: "GDX Equity"), |
| Starting Value: | The Closing Market Price of the Market Measure on the pricing date |
| Ending Value: | The Closing Market Price of the Market Measure on the scheduled calculation day, multiplied by its Price Multiplier, as determined by the calculation agent. The calculation day is subject to postponement in the event of Market Disruption Events, as described on page PS-29 of the accompanying product supplement. |
| Step Up Payment: | [\$2.40 to \$3.00] per unit, which represents a return of [24.00% to 30.00%] over the principal amount. The actual Step Up Payment will be determined on the pricing date. |
| Threshold Value: | 100% of the Starting Value. |
| Calculation Day: | Approximately the fifth scheduled Market Measure Business Day immediately preceding the maturity date. |
| Price Multiplier: | 1, subject to adjustment for certain events relating to the Market Measure, as described beginning on page PS-33 of the accompanying product supplement. |
| Fees and Charges: | The underwriting discount of \$0.15 per unit listed on the cover page and the hedging related charge of \$0.05 per unit described in "Structuring the Notes" on page TS-15. |
| Calculation Agent: | BofA Securities, Inc. ("BofAS") . |

Redemption Amount Determination

Notwithstanding anything to the contrary in the accompanying product supplement, the Redemption Amount will be determined as set forth in this term sheet. On the maturity date, you will receive a cash payment per unit determined as follows:



Market-Linked One Look Notes

Linked to the VanEck® Gold Miners ETF, due October , 2023

The terms and risks of the notes are contained in this term sheet and in the following:

- Product supplement EQUITY SUN-1 dated December 11, 2020:
<https://www.sec.gov/Archives/edgar/data/70858/000119312520315983/d27083d424b5.htm>
- Series A MTN prospectus supplement dated December 31, 2019 and prospectus dated December 31, 2019:
<https://www.sec.gov/Archives/edgar/data/70858/000119312519326462/d859470d424b3.htm>

These documents (together, the “Note Prospectus”) have been filed as part of a registration statement with the SEC, which may, without cost, be accessed on the SEC website at www.sec.gov or obtained from Merrill Lynch, Pierce, Fenner & Smith Incorporated (“MLPF&S”) or BofAS by calling 1-800-294-1322.

Before you invest, you should read the Note Prospectus, including this term sheet, for information about us, BAC and this offering. Any prior or contemporaneous oral statements and any other written materials you may have received are superseded by the Note Prospectus. Certain terms used but not defined in this term sheet have the meanings set forth in the accompanying product supplement. Unless otherwise indicated or unless the context requires otherwise, all references in this document to “we,” “us,” “our,” or similar references are to BofA Finance, and not to BAC.

Investor Considerations

You may wish to consider an investment in the notes if:

- You anticipate that the Ending Value will not be less than the Starting Value.
- You accept that the return on the notes will be limited to the return represented by the Step Up Payment.
- You are willing to risk a loss of principal and return if the Underlying Fund decreases from the Starting Value to an Ending Value that is below the Starting Value.
- You are willing to forgo the interest payments that are paid on conventional interest bearing debt securities.
- You are willing to forgo dividends or other benefits of owning shares of the Underlying Fund or the securities held by the Underlying Fund.
- You are willing to accept a limited or no market for sales prior to maturity, and understand that the market prices for the notes, if any, will be affected by various factors, including our and BAC’s actual and perceived creditworthiness, BAC’s internal funding rate and fees and charges on the notes.
- You are willing to assume our credit risk, as issuer of the notes, and BAC’s credit risk, as guarantor of the notes, for all payments under the notes, including the Redemption Amount, as applicable.

The notes may not be an appropriate investment for you if:

- You believe that the Underlying Fund will decrease from the Starting Value to the Ending Value or that it will increase by more than the return represented by the Step Up Payment.
- You seek an uncapped return on your investment.
- You seek principal repayment or preservation of capital.
- You seek interest payments or other current income on your investment.
- You want to receive dividends or other distributions paid on shares of the Underlying Fund or the securities held by the Underlying Fund.
- You seek an investment for which there will be a liquid secondary market.
- You are unwilling or are unable to take market risk on the notes or to take our credit risk as issuer of the notes or to take BAC’s credit risk, as guarantor of the notes.

We urge you to consult your investment, legal, tax, accounting, and other advisors before you invest in the notes.

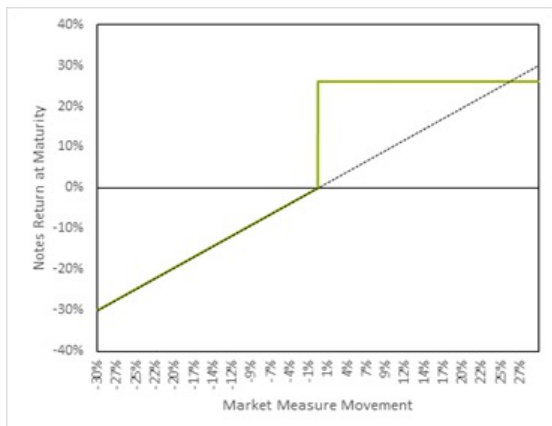
Market-Linked One Look Notes

Linked to the VanEck® Gold Miners ETF, due October , 2023

Hypothetical Payout Profile and Examples of Payments at Maturity

The graph below is based on **hypothetical** numbers and values.

Market-Linked One Look Notes



This graph reflects the returns on the notes, based on the Threshold Value of 100% of the Starting Value and a hypothetical Step Up Payment of \$2.70 per unit (the midpoint of the Step Up Payment range of [\$2.40 to \$3.00]). The green line reflects the returns on the notes, while the dotted gray line reflects the returns of a direct investment in the Underlying Fund, excluding dividends.

This graph has been prepared for purposes of illustration only.

The following table and examples are for purposes of illustration only. They are based on **hypothetical** values and show **hypothetical** returns on the notes. They illustrate the calculation of the Redemption Amount and total rate of return based on a hypothetical Starting Value of 100, a Threshold Value of 100, a hypothetical Step Up Payment of \$2.70 per unit and a range of hypothetical Ending Values. **The actual amount you receive and the resulting total rate of return will depend on the actual Starting Value, Threshold Value, Ending Value and Step Up Payment, and whether you hold the notes until maturity.** The following examples do not take into account any tax consequences from investing in the notes.

For recent actual prices of the Market Measure, see "The Underlying Fund" section below. All payments on the notes are subject to issuer and guarantor credit risk.

| Ending Value | Percentage Change from the Starting Value to the Ending Value | Redemption Amount per Unit | Total Rate of Return on the Notes |
|--------------------------|---|----------------------------|-----------------------------------|
| 0.00 | -100.00% | \$0.00 | -100.00% |
| 50.00 | -50.00% | \$5.00 | -50.00% |
| 80.00 | -20.00% | \$8.00 | -20.00% |
| 90.00 | -10.00% | \$9.00 | -10.00% |
| 94.00 | -6.00% | \$9.40 | -6.00% |
| 97.00 | -3.00% | \$9.70 | -3.00% |
| 100.00 ⁽¹⁾⁽²⁾ | 0.00% | \$12.70 ⁽³⁾ | 27.00% |
| 102.00 | 2.00% | \$12.70 | 27.00% |
| 105.00 | 5.00% | \$12.70 | 27.00% |
| 110.00 | 10.00% | \$12.70 | 27.00% |
| 120.00 | 20.00% | \$12.70 | 27.00% |
| 127.00 | 27.00% | \$12.70 | 27.00% |
| 140.00 | 40.00% | \$12.70 | 27.00% |
| 150.00 | 50.00% | \$12.70 | 27.00% |
| 160.00 | 60.00% | \$12.70 | 27.00% |
| 165.00 | 65.00% | \$12.70 | 27.00% |

(1) The **hypothetical** Starting Value of 100 used in these examples has been chosen for illustrative purposes only, and does not represent a likely actual Starting Value for the Market Measure.

(2) This is the **hypothetical** Threshold Value.

(3) This amount represents the sum of the principal amount and the Step Up Payment of \$2.70.

Market-Linked One Look Notes

Linked to the VanEck® Gold Miners ETF, due October , 2023

Redemption Amount Calculation Examples

Example 1

The Ending Value is 90.00, or 90.00% of the Starting Value:

Starting Value: 100.00

Threshold Value: 100.00

Ending Value: 90.00

$$\$10 - \left[\$10 \times \left(\frac{100 - 90}{100} \right) \right] = \$9.00 \quad \text{Redemption Amount per unit}$$

Example 2

The Ending Value is 110.00, or 110.00% of the Starting Value:

Starting Value: 100.00

Ending Value: 110.00

$$\$10.00 + \$2.70 = \$12.70$$

Redemption Amount per unit, the principal amount plus the Step Up Payment, since the Ending Value is equal to or greater than the Starting Value

Example 3

The Ending Value is 140.00, or 140.00% of the Starting Value:

Starting Value: 100.00

Ending Value: 140.00

$$\$10.00 + \$2.70 = \$12.70$$

Redemption Amount per unit, the principal amount plus the Step Up Payment, since the Ending Value is equal to or greater than the Starting Value.

In this example, even though the Ending Value is significantly greater than the Starting Value, your return on the notes will be limited to the return represented by the Step Up Payment.

Market-Linked One Look Notes

Linked to the VanEck® Gold Miners ETF, due October , 2023

Risk Factors

There are important differences between the notes and a conventional debt security. An investment in the notes involves significant risks, including those listed below. You should carefully review the more detailed explanation of risks relating to the notes in the "Risk Factors" sections beginning on page PS-8 of the accompanying product supplement, page S-5 of the Series A MTN prospectus supplement, and page 7 of the prospectus identified above. We also urge you to consult your investment, legal, tax, accounting, and other advisors before you invest in the notes.

Structure-related Risks

- Depending on the performance of the Underlying Fund as measured shortly before the maturity date, your investment may result in a loss; there is no guaranteed return of principal.
- Your return on the notes may be less than the yield you could earn by owning a conventional fixed or floating rate debt security of comparable maturity.
- Payments on the notes are subject to our credit risk, and the credit risk of BAC, and any actual or perceived changes in our or BAC's creditworthiness are expected to affect the value of the notes. If we and BAC become insolvent or are unable to pay our respective obligations, you may lose your entire investment.
- Your investment return is limited to the return represented by the Step Up Payment and may be less than a comparable investment directly in the Underlying Fund or the securities held by the Underlying Fund.
- We are a finance subsidiary and, as such, have no independent assets, operations or revenues.
- BAC's obligations under its guarantee of the notes will be structurally subordinated to liabilities of its subsidiaries.
- The notes issued by us will not have the benefit of any cross-default or cross-acceleration with other indebtedness of BofA Finance or BAC; events of bankruptcy or insolvency or resolution proceedings relating to BAC and covenant breach by BAC will not constitute an event of default with respect to the notes.

Valuation- and Market-related Risks

- The initial estimated value of the notes considers certain assumptions and variables and relies in part on certain forecasts about future events, which may prove to be incorrect. The initial estimated value of the notes is an estimate only, determined as of a particular point in time by reference to our and our affiliates' pricing models. These pricing models consider certain assumptions and variables, including our credit spreads and those of BAC, BAC's internal funding rate on the pricing date, mid-market terms on hedging transactions, expectations on interest rates and volatility, price-sensitivity analysis, and the expected term of the notes. These pricing models rely in part on certain forecasts about future events, which may prove to be incorrect.
- The public offering price you pay for the notes will exceed the initial estimated value. If you attempt to sell the notes prior to maturity, their market value may be lower than the price you paid for them and lower than the initial estimated value. This is due to, among other things, changes in the price of the Underlying Fund, changes in BAC's internal funding rate, and the inclusion in the public offering price of the underwriting discount and the hedging related charge, all as further described in "Structuring the Notes" beginning on page TS-15. These factors, together with various credit, market and economic factors over the term of the notes, are expected to reduce the price at which you may be able to sell the notes in any secondary market and will affect the value of the notes in complex and unpredictable ways.
- The initial estimated value does not represent a minimum or maximum price at which we, BAC, MLPF&S, BofAS or any of our other affiliates would be willing to purchase your notes in any secondary market (if any exists) at any time. The value of your notes at any time after issuance will vary based on many factors that cannot be predicted with accuracy, including the performance of the Underlying Fund, our and BAC's creditworthiness and changes in market conditions.
- A trading market is not expected to develop for the notes. None of us, BAC, MLPF&S, BofAS is obligated to make a market for, or to repurchase, the notes. There is no assurance that any party will be willing to purchase your notes at any price in any secondary market.

Conflict-related Risks

- BAC and its affiliates' hedging and trading activities (including trades in the Underlying Fund or in shares of companies included in the Underlying Fund) and any hedging and trading activities BAC or its affiliates engage in that are not for your account or on your behalf, may affect the market value and return of the notes and may create conflicts of interest with you.
- There may be potential conflicts of interest involving the calculation agent, which is an affiliate of ours. We have the right to appoint and remove the calculation agent.

Market Measure-related Risks

- The sponsor and investment advisor of the Underlying Fund may adjust the Underlying Fund in a way that could adversely impact the value of the notes and the amount payable on the notes, and these entities have no obligation to consider your interests.
- The sponsor of the Underlying Fund's underlying index (the "Underlying Index") may adjust the Underlying Index in a way that affects its level, and has no obligation to consider your interests.

Market-Linked One Look Notes

Linked to the VanEck® Gold Miners ETF, due October , 2023

- You will have no rights of a holder of the Underlying Fund or the securities held by the Underlying Fund, and you will not be entitled to receive securities or dividends or other distributions by the issuers of those securities.
- While BAC and our other affiliates may from time to time own securities of companies included in the Underlying Fund, we, BAC and our other affiliates do not control any company included in the Underlying Fund, and have not verified any disclosure made by any other company.
- There are liquidity and management risks associated with the Underlying Fund.
- The performance of the Underlying Fund may not correlate with the performance of its Underlying Index as well as the net asset value per share of the Underlying Fund, especially during periods of market volatility when the liquidity and the market price of shares of the Underlying Fund and/or securities held by the Underlying Fund may be adversely affected, sometimes materially.
- Risks associated with the Underlying Index or the underlying assets of the Underlying Fund will affect the share price of the Underlying Fund and hence, the value of the notes.
- The payments on the notes will not be adjusted for all corporate events that could affect the Underlying Fund. See "Description of the Notes—Anti-Dilution and Discontinuance Adjustments Relating to Underlying Funds" beginning on PS-33 of product supplement EQUITY SUN-1.

Tax-related Risks

- The U.S. federal income tax consequences of the notes are uncertain, and may be adverse to a holder of the notes. See "Summary Tax Consequences" below and "U.S. Federal Income Tax Summary" beginning on page PS-42 of the accompanying product supplement.

Additional Risk Factors

All of the securities held by the Underlying Fund are concentrated in one industry.

All of the securities held by the Underlying Fund are issued by companies in the gold and silver mining industry. As a result, the securities that will determine the performance of the notes are concentrated in one industry. Although an investment in the notes will not give holders any ownership or other direct interests in the securities held by the Underlying Fund, the return on an investment in the notes will be subject to certain risks similar to those associated with direct equity investments in the gold and silver mining industry. Accordingly, by investing in the notes, you will not benefit from the diversification which could result from an investment linked to companies that operate in multiple sectors.

The notes will be subject to risks associated with small- or mid-capitalization companies.

The Underlying Fund may invest in companies that may be considered small-capitalization or mid-capitalization companies. These companies often have greater stock price volatility, lower trading volume and less liquidity than large-capitalization companies and therefore the Underlying Fund's share price may be more volatile than an investment in stocks issued by large-capitalization companies. Stock prices of small-capitalization or mid-capitalization companies are also more vulnerable than those of large-capitalization companies to adverse business and economic developments, and the stocks of small-capitalization or mid-capitalization companies may be thinly traded, making it difficult for the Underlying Fund to buy and sell them. In addition, small-capitalization or mid-capitalization companies are typically less stable financially than large-capitalization companies and may depend on a small number of key personnel, making them more vulnerable to loss of personnel. Small-capitalization or mid-capitalization companies are often subject to less analyst coverage and may be in early, and less predictable, periods of their corporate existences. Such companies tend to have smaller revenues, less diverse product lines, smaller shares of their product or service markets, fewer financial resources and less competitive strengths than large-capitalization companies and are more susceptible to adverse developments related to their products. These factors could adversely affect the price of the Underlying Fund during the term of the notes, which may adversely affect the value of your notes.

The performance of the Underlying Fund may not correlate with the performance of its Underlying Index as well as the net asset value per share of the Underlying Fund, especially during periods of market volatility.

The performance of the Underlying Fund and that of its Underlying Index generally will vary due to, for example, transaction costs, management fees, certain corporate actions, and timing variances. Moreover, it is also possible that the performance of the Underlying Fund may not fully replicate or may, in certain circumstances, diverge significantly from the performance of its Underlying Index. This could be due to, for example, the Underlying Fund not holding all or substantially all of the underlying assets included in the Underlying Index and/or holding assets that are not included in the Underlying Index, the temporary unavailability of certain securities in the secondary market, the performance of any derivative instruments held by the Underlying Fund, differences in trading hours between the Underlying Fund (or the underlying assets held by the Underlying Fund) and the Underlying Index, or due to other circumstances. This variation in performance is called the "tracking error," and, at times, the tracking error may be significant. In addition, because the shares of the Underlying Fund are traded on a securities exchange and are subject to market supply and investor demand, the market price of one share of the Underlying Fund may differ from its net asset value per share; shares of the Underlying Fund may trade at, above, or below its net asset value per share. During periods of market volatility, securities held by the Underlying Fund may be unavailable in the secondary market, market participants may be unable to calculate accurately the net asset value per share of the Underlying Fund and the liquidity of the Underlying Fund may be adversely affected. Market volatility may also disrupt the ability of market participants to trade shares of the Underlying Fund. Further, market volatility may adversely affect, sometimes materially, the

Market-Linked One Look Notes

Linked to the VanEck[®] Gold Miners ETF, due October , 2023

prices at which market participants are willing to buy and sell shares of the Underlying Fund. As a result, under these circumstances, the market value of shares of the Underlying Fund may vary substantially from the net asset value per share of the Underlying Fund.

NYSE Arca, Inc. (“NYSE Arca”), the sponsor and compiler of the Underlying Index, retains significant control and discretionary decision-making over the Underlying Index and is responsible for decisions regarding the interpretation of and amendments to the Underlying Index rules, which may have an adverse effect on the price of the Underlying Fund, the market value of the notes and the amount payable on the notes.

NYSE Arca is the compiler of the Underlying Index and, as such, is responsible for the day-to-day management of the Underlying Index and for decisions regarding the interpretation of the rules governing the Underlying Index. NYSE Arca has the discretion to make operational adjustments to the Underlying Index and to the Underlying Index components, including discretion to exclude companies that otherwise meet the minimum criteria for inclusion in the Underlying Index. In addition, NYSE Arca retains the power to supplement, amend in whole or in part, revise or withdraw the Underlying Index rules at any time, any of which may lead to changes in the way the Underlying Index is compiled or calculated or adversely affect the Underlying Index in another way. Any of these adjustments to the Underlying Index or the Underlying Index rules may adversely affect the composition of the Underlying Index, the price of the Underlying Fund, the market value of the notes and the amount payable on the notes. The Underlying Index sponsor has no obligation to take the needs of any buyer, seller or holder of the notes into consideration at any time.

An investment in the Notes is subject to risks associated with investing in stocks in the gold and silver mining industries.

All or substantially all of the equity securities held by the GDX are issued by companies whose primary line of business is directly associated with the gold and/or silver mining industries. As a result, the value of the notes may be subject to greater volatility and be more adversely affected by a single economic, political or regulatory occurrence affecting these industries than a different investment linked to securities of a more broadly diversified group of issuers. Investments related to gold and silver are considered speculative and are affected by a variety of factors. Competitive pressures may have a significant effect on the financial condition of gold and silver mining companies. Also, gold and silver mining companies are highly dependent on the price of gold and silver bullion, respectively, and may be adversely affected by a variety of worldwide economic, financial and political factors. The price of gold has fluctuated in recent years and may continue to fluctuate substantially over short periods of time so the trading price of the shares of the GDX may be more volatile than other types of investments. Fluctuation in the prices of gold and silver may be due to a number of factors, including changes in inflation and changes in industrial and commercial demand for metals. Additionally, increased environmental or labor costs may depress the value of metal investments. In times of significant inflation or great economic uncertainty, gold, silver and other precious metals may outperform traditional investments such as bonds and stocks. However, in times of stable economic growth, traditional equity and debt investments could offer greater appreciation potential and the value of gold, silver and other precious metals may be adversely affected, which could in turn affect the GDX's returns. If a natural disaster or other event with a significant economic impact occurs in a region where the companies in which the GDX invests operate, that disaster or event could negatively affect the profitability of these companies and, in turn, the GDX's investment in them. These factors could affect the gold and silver mining industries and could affect the value of the equity securities held by the GDX and the price of the GDX during the term of the notes, which may adversely affect the value of your notes.

An investment in the Notes is subject to risks associated with foreign securities markets, including emerging markets.

Some of the securities held by the GDX are issued by foreign companies and you should be aware that investments in securities linked to the value of foreign equity securities involve particular risks. Foreign securities markets may have less liquidity and may be more volatile than the U.S. securities markets, and market developments may affect foreign markets differently than U.S. securities markets. Direct or indirect government intervention to stabilize a foreign securities market, as well as cross-shareholdings in foreign companies, may affect trading prices and volumes in those markets. Also, there is generally less publicly available information about non-U.S. companies that are not subject to the reporting requirements of the SEC, and non-U.S. companies are subject to accounting, auditing and financial reporting standards and requirements that differ from those applicable to U.S. reporting companies.

The prices and performance of securities of non-U.S. companies are subject to political, economic, financial, military and social factors which could negatively affect foreign securities markets, including the possibility of recent or future changes in a foreign government's economic, monetary and fiscal policies, the possible imposition of, or changes in, currency exchange laws or other laws or restrictions applicable to foreign companies or investments in foreign equity securities, the possibility of imposition of withholding taxes on dividend income, the possibility of fluctuations in the rate of exchange between currencies, the possibility of outbreaks of hostility or political instability and the possibility of natural disaster or adverse public health developments. Moreover, the relevant non-U.S. economies may differ favorably or unfavorably from the U.S. economy in important respects, such as growth of gross national product, rate of inflation, trade surpluses or deficits, capital reinvestment, resources and self-sufficiency.

In addition, the GDX may include companies in countries with emerging markets. Countries with emerging markets may have relatively unstable governments, may present the risks of nationalization of businesses, restrictions on foreign ownership and prohibitions on the repatriation of assets, and may have less protection of property rights than more developed countries. The economies of countries with emerging markets may be based on only a few industries, may be highly vulnerable to changes in local or global trade conditions (due to economic dependence upon commodity prices and international trade), and may suffer from extreme and volatile debt burdens, currency devaluations or inflation rates. Local securities markets may trade a small number of securities and may be unable to respond effectively to increases in trading volume, potentially making prompt liquidation of holdings difficult or impossible at times. The securities included in the GDX may be listed on a foreign stock exchange. A foreign stock exchange may impose trading limitations intended to prevent extreme fluctuations in individual security prices and may suspend trading in certain circumstances. These actions could limit variations in the Closing Price of the GDX which could, in turn, adversely affect the value of the notes.

Market-Linked One Look Notes

Linked to the VanEck® Gold Miners ETF, due October , 2023

The Notes are subject to foreign currency exchange rate risk.

The GDX holds securities traded outside of the United States. Its share price will fluctuate based upon its net asset value, which will in turn depend in part upon changes in the value of the currencies in which the securities held by the GDX are traded. Accordingly, investors in the notes will be exposed to currency exchange rate risk with respect to each of the currencies in which the securities held by the GDX are traded. An investor's net exposure will depend on the extent to which these currencies strengthen or weaken against the U.S. dollar. If the dollar strengthens against these currencies, the net asset value of the GDX will be adversely affected and the price of the GDX may decrease.

Market-Linked One Look Notes

Linked to the VanEck[®] Gold Miners ETF, due October , 2023

The Underlying Fund

All disclosures contained in this term sheet regarding the Underlying Fund, including, without limitation, its make-up, method of calculation, and changes in its components, have been derived from publicly available sources. The information reflects the policies of, and is subject to change by, Van Eck Associates Corporation, the advisor to the Underlying Fund. The advisor, which licenses the copyright and all other rights to the Underlying Fund, has no obligation to continue to publish, and may discontinue publication of, the Underlying Fund. The consequences of the advisor discontinuing publication of the Index are discussed in the section entitled "Description of the Notes — Anti-Dilution and Discontinuance Adjustments Relating to Underlying Funds—Discontinuance of or Material Change to an Underlying Fund" on page PS-36 of the accompanying product supplement. None of us, BAC, the calculation agent, MLPF&S or BofAS accepts any responsibility for the calculation, maintenance, or publication of the Index or any successor index.

The VanEck[®] Gold Miners ETF

We have derived the following information from publicly available documents published by VanEck ETF Trust (the "Trust") (or, with respect to its underlying index, NYSE Arca).

Information provided to or filed with the SEC relating to the GDX under the Securities Exchange Act of 1934, as amended, can be located by reference to its Central Index Key, or CIK, 0001137360 through the SEC's website at <http://www.sec.gov>. Additional information about the GDX may be obtained from other sources including, but not limited to, press releases, newspaper articles and other publicly disseminated documents. We have not made any independent investigation as to the accuracy or completeness of such information.

The GDX is an investment portfolio maintained, managed and advised by the Trust. The GDX is an exchange traded fund that trades on NYSE Arca under the ticker symbol "GDX." The GDX seeks to provide investment results that correspond generally to the price and yield performance, before fees and expenses, of the NYSE Arca Gold Miners Index (the "Underlying Index"). The GDX utilizes a "passive" or "indexing" investment approach in attempting to track the performance of the Underlying Index by investing in a portfolio of securities that generally replicates the Underlying Index. The GDX will normally invest at least 80% of its total assets in common stocks that comprise the Underlying Index.

The Underlying Index

The Underlying Index is a modified market capitalization weighted index comprised of securities issued by publicly traded companies involved primarily in the mining of gold or silver. The Underlying Index is calculated, maintained and published by ICE Data Indices, LLC ("IDI"), the index sponsor.

Eligibility Criteria for Underlying Index Components

The Underlying Index includes common stocks, American Depositary Receipts or Global Depositary Receipts of selected companies that are involved in mining for gold and silver and that are listed for trading and electronically quoted on a major stock market that is accessible by foreign investors. Generally, this includes exchanges in most developed markets and major emerging markets, and includes companies that are cross-listed, i.e., both U.S. and Canadian listings. IDI will use its discretion to avoid exchanges and markets that are considered "frontier" in nature or have major restrictions to foreign ownership. The universe of companies eligible for inclusion in the Underlying Index will specifically include those companies that derive at least 50% of their revenues from gold mining and related activities (40% for companies that are already included in the Underlying Index). Also, the Underlying Index will maintain an exposure to companies with a significant revenue exposure to silver mining in addition to gold mining, which will not exceed 20% of the Underlying Index weight at each rebalance.

Further, both streaming companies and royalty companies are eligible for inclusion in the Underlying Index. Companies that have not yet commenced production are also eligible for inclusion in the Underlying Index, provided that they have tangible revenues that are related to the mining of either gold or silver ore. There are no restrictions imposed on the index universe in how much a particular company has hedged in gold or silver production via futures, options or forward contracts.

Only companies with a market capitalization of greater than \$750 million that have an average daily trading volume of at least 50,000 shares over the past three months and an average daily value traded of at least \$1 million over the past three months are eligible for inclusion in the Underlying Index. A buffer is enforced for companies already in the Underlying Index. For companies already included in the Underlying Index, the market capitalization requirement at each rebalance is \$450 million, the average daily volume requirement is at least 30,000 shares over the past three months and the average daily value traded requirement is at least \$600,000 over the past three months.

IDI has the discretion to not include all companies that meet the minimum criteria for inclusion.

Calculation of the Underlying Index

The Underlying Index is calculated by IDI on a net total return basis. The calculation is based on the current modified market capitalization divided by a divisor. The divisor was determined on the initial capitalization base of the Underlying Index and the base level and may be adjusted as a result of corporate actions and composition changes, as described below. The level of the Underlying Index was set at 500.00 on December 19, 2002, which is the index base date. The Underlying Index is calculated using the following formula:

Market-Linked One Look Notes

TS-10

Market-Linked One Look Notes

Linked to the VanEck® Gold Miners ETF, due October , 2023

$$\text{Index(NTR)}_t = \frac{\sum_i P_{i,t} Q_{i,t}}{D_{\text{ntr},t}}$$

Where:

t = Index Calculation Date t;

Dntr,t = the Index Divisor on Index Calculation Date t;

Pi,t = Price (in the Index Base Currency) of Index Constituent i on Index Calculation Date t;

Qi,t = number of Shares of Index Constituent i on Index Calculation Date t;

Underlying Index Maintenance

Quarterly Index Rebalances

The Underlying Index is reviewed quarterly so that the selection and weightings of the constituents continues to reflect as closely as possible the Underlying Index's objective of measuring the performance of highly capitalized companies in the gold mining industry. IDI may at any time and from time to time change the number of securities comprising the Underlying Index by adding or deleting one or more securities, or replacing one or more securities contained in the Underlying Index with one or more substitute securities of its choice, if, in IDI's discretion, such addition, deletion or substitution is necessary or appropriate to maintain the quality and/or character of the Underlying Index. A company will be removed from the Underlying Index during the quarterly review if either (1) its market capitalization falls below \$450 million or (2) its average daily trading volume for the previous three months is less than 30,000 shares and its average daily traded value for the previous three months is less than \$600,000.

Weightings at Quarterly Index Rebalances

At the time of the quarterly rebalance, the component security weights (also referred to as the multiplier or share quantities of each component security) will be modified to conform to the following asset diversification requirements:

1. the weight of any single component security may not account for more than 20% of the total value of the Underlying Index;
2. the component securities are split into two subgroups-large and small, which are ranked by unadjusted market capitalization weight in the Underlying Index. Large securities are defined as having a starting index weight greater than or equal to 5%. Small securities are defined as having a starting index weight below 5%; and
3. the final aggregate weight of those component securities which individually represent more than 4.5% of the total value of the Underlying Index may not account for more than 45% of the total index value.

The weights of the components securities (taking into account expected component changes and share adjustments) are modified in accordance with the Underlying Index's diversification rules.

Diversification Rule 1: If any component stock exceeds 20% of the total value of the Underlying Index, then all stocks greater than 20% of the Underlying Index are reduced to represent 20% of the value of the Underlying Index. The aggregate amount by which all component stocks are reduced is redistributed proportionately across the remaining stocks that represent less than 20% of the index value. After this redistribution, if any other stock then exceeds 20%, the stock is set to 20% of the index value and the redistribution is repeated.

Diversification Rule 2: The components are sorted into two groups, large are components with a starting index weight of 5% or greater and small are components with a weight of under 5% (after any adjustments for Diversification Rule 1). If there are no components that classify as large components after Diversification Rule 1 is run, then Diversification Rule 2 is not executed. Alternatively, if the starting aggregate weight of the large components after Diversification Rule 1 is run is not greater than 45% of the starting index weight, then Diversification Rule 2 is not executed. If Diversification Rule 2 is executed, then the large group will represent in the aggregate 45% and the small group will represent 55% in the aggregate of the final index weight. This will be adjusted through the following process: The weight of each of the large stocks will be scaled down proportionately (with a floor of 5%) so that the aggregate weight of the large components will be reduced to represent 45% of the Underlying Index. If any large component stock falls below a weight equal to the product of 5% and the proportion by which the stocks were scaled down following this distribution, then the weight of the stock is set equal to 5% and the components with weights greater than 5% will be reduced proportionately. The weight of each of the small components will be scaled up proportionately from the redistribution of the large components. If any small component stock exceeds a weight equal to the product of 4.5% and the proportion by which the stocks were scaled down following this distribution, then the weight of the stock is set equal to 4.5%. The redistribution of weight to the remaining stocks is repeated until the entire amount has been redistributed.

Changes to the Underlying Index composition and/or the component security weights in the Underlying Index are determined and announced prior to taking effect. These changes typically become effective after the close of trading on the third Friday of each calendar quarter month in connection with the quarterly index rebalance.

Market-Linked One Look Notes

Linked to the VanEck® Gold Miners ETF, due October , 2023

Corporate Action-Related Adjustments

The Underlying Index may be adjusted in order to maintain the continuity of the index level and the composition. The underlying aim is that the index continues to reflect as closely as possible the value of the underlying portfolio. Adjustments take place in reaction to events that occur with constituents, in order to mitigate or eliminate the effect of that event on the Underlying Index.

The Index Divisor will be adjusted for corporate actions and any additions, deletions and share changes, as described in more detail below. The Index Divisor is calculated as follows:

$$D_{ntr,t} = \frac{\sum_i APC_{i,t} Q_t}{Index(NTR)_{t-1}}$$

Where:

t = Index Calculation Date t;

Dntr,t = the Index Divisor on Index Calculation Date t;

APCi,t = the Adjusted Previous Close Price (for net dividends going ex-dividend on Index Calculation Date t and corporate actions, and denominated in the Index Base Currency) of Index Constituent i on Index Calculation Date t;

Qi,t = number of Shares of Index Constituent i on Index Calculation Date t;

Index(NTR)t-1 = the Underlying Index Level from Date t-1;

Adjustments take place in reaction to events that occur with constituents in order to mitigate or eliminate the effect of that event on the performance of the Underlying Index as follow:

- (1) *Removal of constituents.* Any stock deleted from the Underlying Index as a result of a corporate action such as a merger, acquisition, spin-off, delisting or bankruptcy is typically not replaced with a new constituent. The total number of stocks in the Underlying Index is reduced by one every time a company is deleted. In certain circumstances, IDI may decide to add another constituent into the Underlying Index as a result of the pending removal of a current constituent. If a company is removed from the Underlying Index, the divisor will be adapted to maintain the index level.
 - a. Mergers and acquisitions. In the event that a merger or acquisition occurs between members of the Underlying Index, the acquired company is deleted and its market capitalization moves to the acquiring company's stock. In the event that only one of the parties to a merger or acquisition is a member of the Underlying Index, an acquiring member of the Underlying Index continues as a member of the Underlying Index and its shares will be adjusted at the next rebalance while an acquired member of the Underlying Index is removed from the Underlying Index and its market capitalization redistributed proportionately across the remaining constituents via a divisor adjustment, and the acquiring company may be considered for inclusion at the next rebalance.
 - b. Suspensions and company distress. Immediately upon a company's filing for bankruptcy, an announcement will be made to remove the constituent from the Underlying Index effective for the next trading day. If the constituent is trading on an over-the-counter market, the last trade or price on that market is utilized as the deletion price on that day. If the stock does not trade on the relevant exchange between the bankruptcy announcement and the current index business day, the stock may be deleted from the Underlying Index with a presumed market value of \$0.
 - c. Split-up / spin-off. The closing price of the index constituent is adjusted by the value of the spin-off and the shares of the index constituent will not be adjusted.
- (2) *Dividends.* The Underlying Index will be adjusted for dividends that are special. To determine whether a dividend should be considered a special dividend, the compiler will use the following criteria: (a) the declaration of a dividend additional to those dividends declared as part of a company's normal results and dividend reporting cycle; or (b) the identification of an element of a dividend paid in line with a company's normal results and dividend reporting cycle as an element that is unambiguously additional to the company's normal payment.
- (3) *Rights issues and other rights.* In the event of a rights issue, the price is adjusted for the value of the right before the open on the ex-date, and the shares are increased to maintain the constituent's existing weighting within the Underlying Index. The adjustment assumes that the rights issue is fully subscribed. The amount of the price adjustment is determined from the terms of the rights issue, including the subscription price, and the price of the underlying security. IDI shall only enact adjustments if the rights represent a positive value, or are in-the-money, or, alternatively, represent or can be converted into a tangible cash value.

Market-Linked One Look Notes

Linked to the VanEck® Gold Miners ETF, due October , 2023

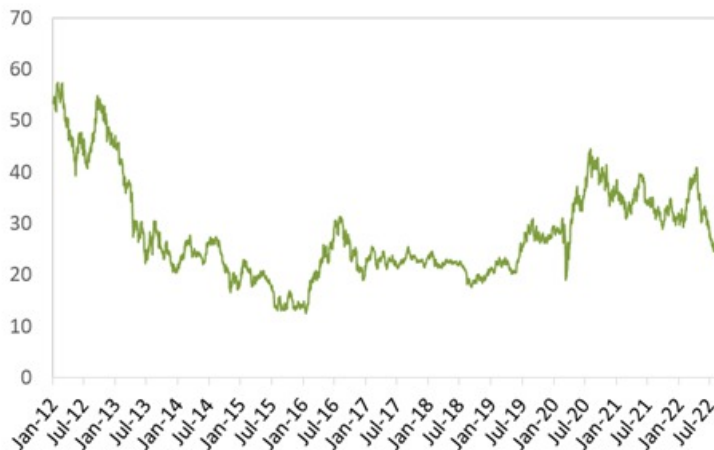
- (4) *Bonus issues, stock splits and reverse stock splits* For bonus issues, stock splits and reverse stock splits, the number of shares included in the Underlying Index will be adjusted in accordance with the ratio given in the corporate action. Since the event won't change the value of the company included in the Underlying Index, the divisor will not be changed because of this.
- (5) *Changes in number of shares.* Changes in the number of shares outstanding, typically due to share repurchases, tenders or offerings, will not be reflected in the Underlying Index.

Other Adjustments

In cases not expressly covered by the rules governing the Underlying Index, operational adjustments will take place along the lines of the aim of the Underlying Index. Operational adjustments may also take place if, in IDI's opinion, it is desirable to do so to maintain a fair and orderly market in derivatives on the Underlying Index and/or is in the best interests of the investors in products based on the Underlying Index and/or the proper functioning of the markets. Any such modifications or exercise of expert judgment will also be governed by any applicable policies, procedures and guidelines in place by IDI at such time.

The following graph shows the daily historical performance of the Underlying Fund in the period from January 1, 2012 through August 30, 2022. We obtained this historical data from Bloomberg L.P. We have not independently verified the accuracy or completeness of the information obtained from Bloomberg L.P. On August 30, 2022, the Closing Market Price of the Underlying Fund was \$2.08.

Historical Performance of the Underlying Fund



Market-Linked One Look Notes

Linked to the VanEck® Gold Miners ETF, due October , 2023

This historical data on the Underlying Fund is not necessarily indicative of the future performance of the Underlying Fund or what the value of the notes may be. Any historical upward or downward trend in the price of the Underlying Fund during any period set forth above is not an indication that the price of the Underlying Fund is more or less likely to increase or decrease at any time over the term of the notes.

Before investing in the notes, you should consult publicly available sources for the prices and trading pattern of the Underlying Fund.

Market-Linked One Look Notes

TS-14

Supplement to the Plan of Distribution; Conflicts of Interest

Under our distribution agreement with BofAS, BofAS will purchase the notes from us as principal at the public offering price indicated on the cover of this term sheet, less the indicated underwriting discount.

MLPF&S will purchase the notes from BofAS for resale, and will receive a selling concession in connection with the sale of the notes in an amount up to the full amount of underwriting discount set forth on the cover of this term sheet.

MLPF&S and BofAS, each a broker-dealer subsidiary of BAC, are members of the Financial Industry Regulatory Authority, Inc. ("FINRA") and will participate as selling agent in the case of BofAS and as dealer in the case of MLPF&S in the distribution of the notes. Accordingly, offerings of the notes will conform to the requirements of Rule 5121 applicable to FINRA members. Neither BofAS nor MLPF&S may make sales in this offering to any of its discretionary accounts without the prior written approval of the account holder.

We may deliver the notes against payment therefor in New York, New York on a date that is greater than two business days following the pricing date. Under Rule 15c6-1 of the Securities Exchange Act of 1934, trades in the secondary market generally are required to settle in two business days, unless the parties to any such trade expressly agree otherwise. Accordingly, if the initial settlement of the notes occurs more than two business days from the pricing date, purchasers who wish to trade the notes more than two business days prior to the original issue date will be required to specify alternative settlement arrangements to prevent a failed settlement.

The notes will not be listed on any securities exchange. In the original offering of the notes, the notes will be sold in minimum investment amounts of 100 units. If you place an order to purchase the notes, you are consenting to MLPF&S and/or one of its affiliates acting as a principal in effecting the transaction for your account.

MLPF&S and BofAS may repurchase and resell the notes, with repurchases and resales being made at prices related to then-prevailing market prices or at negotiated prices, and these will include MLPF&S's and BofAS's trading commissions and mark-ups or mark-downs. MLPF&S and BofAS may act as principal or agent in these market-making transactions; however, neither is obligated to engage in any such transactions. At their discretion, for a short, undetermined initial period after the issuance of the notes, MLPF&S and BofAS may offer to buy the notes in the secondary market at a price that may exceed the initial estimated value of the notes. Any price offered by MLPF&S or BofAS for the notes will be based on then-prevailing market conditions and other considerations, including the performance of the Underlying Fund and the remaining term of the notes. However, neither we nor any of our affiliates is obligated to purchase your notes at any price, or at any time, and we cannot assure you that we or any of our affiliates will purchase your notes at a price that equals or exceeds the initial estimated value of the notes.

The value of the notes shown on your account statement will be based on BofAS's estimate of the value of the notes if BofAS or another of our affiliates were to make a market in the notes, which it is not obligated to do. That estimate will be based upon the price that BofAS may pay for the notes in light of then-prevailing market conditions and other considerations, as mentioned above, and will include transaction costs. At certain times, this price may be higher than or lower than the initial estimated value of the notes.

An investor's household, as referenced on the cover of this term sheet, will generally include accounts held by any of the following, as determined by MLPF&S in its discretion and acting in good faith based upon information then available to MLPF&S:

- the investor's spouse (including a domestic partner), siblings, parents, grandparents, spouse's parents, children and grandchildren, but excluding accounts held by aunts, uncles, cousins, nieces, nephews or any other family relationship not directly above or below the individual investor;
- a family investment vehicle, including foundations, limited partnerships and personal holding companies, but only if the beneficial owners of the vehicle consist solely of the investor or members of the investor's household as described above; and
- a trust where the grantors and/or beneficiaries of the trust consist solely of the investor or members of the investor's household as described above; provided that, purchases of the notes by a trust generally cannot be aggregated together with any purchases made by a trustee's personal account.

Purchases in retirement accounts will not be considered part of the same household as an individual investor's personal or other non-retirement account, except for individual retirement accounts ("IRAs"), simplified employee pension plans ("SEPs"), savings incentive match plan for employees ("SIMPLEs"), and single-participant or owners only accounts (i.e., retirement accounts held by self-employed individuals, business owners or partners with no employees other than their spouses).

Please contact your MLPF&S financial advisor if you have any questions about the application of these provisions to your specific circumstances or think you are eligible.

Market-Linked One Look Notes

Linked to the VanEck® Gold Miners ETF, due October , 2023

Structuring the Notes

The notes are our debt securities, the return on which is linked to the performance of the Underlying Fund. The related guarantees are BAC's obligations. As is the case for all of our and BAC's respective debt securities, including our market-linked notes, the economic terms of the notes reflect our and BAC's actual or perceived creditworthiness at the time of pricing. In addition, because market-linked notes result in increased operational, funding and liability management costs to us and BAC, BAC typically borrows the funds under these types of notes at a rate that is more favorable to BAC than the rate that it might pay for a conventional fixed or floating rate debt security. This rate, which we refer to in this term sheet as BAC's internal funding rate, is typically lower than the rate BAC would pay when it issues conventional fixed or floating rate debt securities. This generally relatively lower internal funding rate, which is reflected in the economic terms of the notes, along with the fees and charges associated with market-linked notes, typically results in the initial estimated value of the notes on the pricing date being less than their public offering price.

At maturity, we are required to pay the Redemption Amount to holder of the notes, which will be calculated based on the \$10 per unit principal amount and will depend on the performance of the Underlying Fund. In order to meet these payment obligations, at the time we issue the notes, we may choose to enter into certain hedging arrangements (which may include call options, put options or other derivatives) with BofAS or one of our other affiliates. The terms of these hedging arrangements are determined by seeking bids from market participants, including MLPF&S, BofAS and its affiliates, and take into account a number of factors, including our and BAC's creditworthiness, interest rate movements, the volatility of the Underlying Fund, the tenor of the notes and the tenor of the hedging arrangements. The economic terms of the notes and their initial estimated value depend in part on the terms of these hedging arrangements.

BofAS has advised us that the hedging arrangements will include a hedging related charge of approximately \$0.05 per unit, reflecting an estimated profit to be credited to BofAS from these transactions. Since hedging entails risk and may be influenced by unpredictable market forces, additional profits and losses from these hedging arrangements may be realized by BofAS or any third party hedge providers.

For further information, see "Risk Factors—Valuation- and Market-Related Risks" and "Risk Factors—Conflict-Related Risks" beginning on page PS-12 and "Use of Proceeds" on page PS-24 of the accompanying product supplement.

Summary Tax Consequences

You should consider the U.S. federal income tax consequences of an investment in the notes, including the following:

- There is no statutory, judicial, or administrative authority directly addressing the characterization of the notes.
- You agree with us (in the absence of an administrative determination, or judicial ruling to the contrary) to characterize and treat the notes for all tax purposes as a callable single financial contract with respect to the Underlying Fund.
- Under this characterization and tax treatment of the notes, a U.S. Holder (as defined beginning on page 38 of the prospectus) generally will recognize capital gain or loss upon maturity or upon a sale, exchange, or redemption of the notes prior to maturity. This capital gain or loss generally will be long-term capital gain or loss if you held the notes for more than one year.
- No assurance can be given that the Internal Revenue Service ("IRS") or any court will agree with this characterization and tax treatment.
- Under current IRS guidance, withholding on "dividend equivalent" payments (as discussed in the product supplement), if any, will not apply to notes that are issued as of the date of this term sheet unless such notes are "delta-one" instruments.

You should consult your own tax advisor concerning the U.S. federal income tax consequences to you of acquiring, owning, and disposing of the notes, as well as any tax consequences arising under the laws of any state, local, foreign, or other tax jurisdiction and the possible effects of changes in U.S. federal or other tax laws. You should review carefully the discussion under the section entitled "U.S. Federal Income Tax Summary" beginning on page PS-42 of the accompanying product supplement.

Where You Can Find More Information

We and BAC have filed a registration statement (including a product supplement, a prospectus supplement, and a prospectus) with the SEC for the offering to which this term sheet relates. Before you invest, you should read the Note Prospectus, including this term sheet, and the other documents relating to this offering that we and BAC have filed with the SEC, for more complete information about us, BAC and this offering. You may get these documents without cost by visiting EDGAR on the SEC website at www.sec.gov. Alternatively, we, any agent, or any dealer participating in this offering will arrange to send you these documents if you so request by calling MLPF&S or BofAS toll-free at 1-800-294-1322.

