

**BofA Finance LLC \$526,000**

Pricing Supplement  
(To Prospectus dated December 30, 2022,  
Series A Prospectus Supplement dated December 30, 2022 and  
Product Supplement EQUITY-1 dated December 30, 2022)

Filed Pursuant to Rule 424(b)(2)  
Registration Statement Nos. 333-268718 and 333-268718-01

February 28, 2023

## Enhanced Return Notes

Fully and Unconditionally Guaranteed by  
Bank of America Corporation

### Linked to the Least Performing of the Russell 2000<sup>®</sup> Index, the S&P 500<sup>®</sup> Index and the Technology Select Sector SPDR<sup>®</sup> Fund

- Maturity of approximately 5 years.
- Payment on the Notes will depend on the individual performance of the Russell 2000<sup>®</sup> Index, the S&P 500<sup>®</sup> Index and the Technology Select Sector SPDR<sup>®</sup> Fund (each an “Underlying”).
- 182% upside exposure to increases in the value of the Least Performing Underlying.
- 1-to-1 downside exposure to decreases in the value of the Least Performing Underlying if the Underlying declines by greater than 30%, with up to 100% of the principal at risk .
- All payments on the Notes are subject to the credit risk of BofA Finance LLC (“BofA Finance”), as issuer of the Notes, and Bank of America Corporation (“BAC” or the “Guarantor”), as guarantor of the Notes.
- No periodic interest payments.
- The Enhanced Return Notes linked to the Least Performing of the Russell 2000<sup>®</sup> Index, the S&P 500<sup>®</sup> Index and the Technology Select Sector SPDR<sup>®</sup> Fund, due March 2, 2028 (the “Notes”) priced on February 28, 2023 and will issue on March 3, 2023.
- The Notes will not be listed on any securities exchange.
- CUSIP No. 09709VJA5.

The initial estimated value of the Notes as of the pricing date is \$992.30 per \$1,000 in principal amount of Notes, which is less than the public offering price listed below. The actual value of your Notes at any time will reflect many factors and cannot be predicted with accuracy. See “Risk Factors” beginning on page PS-7 of this pricing supplement and “Structuring the Notes” on page PS-22 of this pricing supplement for additional information.

**There are important differences between the Notes and a conventional debt security. Potential purchasers of the Notes should consider the information in “Risk Factors” beginning on page PS-7 of this pricing supplement, page PS-5 of the accompanying product supplement, page S-6 of the accompanying prospectus supplement, and page 7 of the accompanying prospectus.**

None of the Securities and Exchange Commission (the “SEC”), any state securities commission, or any other regulatory body has approved or disapproved of these securities or determined if this pricing supplement and the accompanying product supplement, prospectus supplement and prospectus is truthful or complete. Any representation to the contrary is a criminal offense.

	Public offering price(1)	Underwriting discount(1)(2)	Proceeds, before expenses, to BofA Finance(2)
Per Note	\$1,000.00	\$5.00	\$995.00
Total	\$526,000.00	\$2,630.00	\$523,370.00

(1) Certain dealers who purchase the Notes for sale to certain fee-based advisory accounts may forgo some or all of their selling concessions, fees or commissions. The public offering price for investors purchasing the Notes in these fee-based advisory accounts may be as low as \$995.00 per \$1,000 in principal amount of Notes.

(2) The underwriting discount per \$1,000 in principal amount of Notes may be as high as \$5.00, resulting in proceeds, before expenses, to BofA Finance of as low as \$995.00 per \$1,000 in principal amount of Notes. The total underwriting discount and proceeds, before expenses, to BofA Finance specified above reflect the aggregate of the underwriting discounts per \$1,000 in principal amount of Notes.

#### The Notes and the related guarantee:

Are Not FDIC Insured	Are Not Bank Guaranteed	May Lose Value
----------------------	-------------------------	----------------

**BofA SECURITIES** 

Selling Agent



## Terms of the Notes

The Notes provide you a leveraged return if the Ending Value of the Least Performing Underlying is greater than its Starting Value. If the Ending Value of the Least Performing Underlying is equal to or less than its Starting Value but greater than or equal to its Threshold Value, you will receive the principal amount of your Notes at maturity. If the Ending Value of the Least Performing Underlying is less than its Threshold Value, there is full exposure to declines in the Least Performing Underlying and you will lose a significant portion or all of your investment in the Notes. Any payments on the Notes will be calculated based on \$1,000 in principal amount of Notes and will depend on the performance of the Underlyings, subject to our and BAC's credit risk.

<b>Issuer:</b>	BofA Finance
<b>Guarantor:</b>	BAC
<b>Denominations:</b>	The Notes will be issued in minimum denominations of \$1,000 and whole multiples of \$1,000 in excess thereof.
<b>Term:</b>	Approximately 5 years.
<b>Underlyings:</b>	The Russell 2000® Index (Bloomberg symbol: "RTY"), a price return index, the S&P 500® Index (Bloomberg symbol: "SPX"), a price return index, and the Technology Select Sector SPDR® Fund (Bloomberg symbol: "XLK").
<b>Pricing Date:</b>	February 28, 2023
<b>Issue Date:</b>	March 3, 2023
<b>Valuation Date:</b>	February 28, 2028, subject to postponement as described under "Description of the Notes—Certain Terms of the Notes—Events Relating to Calculation Days" in the accompanying product supplement.
<b>Maturity Date:</b>	March 2, 2028
<b>Starting Value:</b>	RTY: 1,896.991 SPX: 3,970.15 XLK: \$136.52
<b>Ending Value:</b>	With respect to the RTY, its closing level on the Valuation Date. With respect to the SPX, its closing level on the Valuation Date. With respect to the XLK, its Closing Market Price on the Valuation Date multiplied by its Price Multiplier.
<b>Price Multiplier:</b>	With respect to the XLK, 1, subject to adjustment for certain events as described in "Description of the Notes — Anti-Dilution and Discontinuance Adjustments Relating to ETFs" beginning on page PS-28 of the accompanying product supplement.
<b>Upside Participation Rate:</b>	182%
<b>Threshold Value:</b>	RTY: 1,327.894, which is 70% of its Starting Value (rounded to three decimal places). SPX: 2,779.11, which is 70% of its Starting Value (rounded to two decimal places). XLK: \$95.56, which is 70% of its Starting Value (rounded to two decimal places).
<b>Redemption Amount:</b>	<p>The Redemption Amount per \$1,000 in principal amount of Notes will be:</p> <p>a) If the Ending Value of the Least Performing Underlying is greater than its Starting Value:</p> $\$1,000 + \left( \$1,000 \times \text{Upside Participation Rate} \times \frac{\text{Underlying Return of the Least Performing Underlying}}{\text{Underlying}} \right) \text{ or}$ <p>b) If the Ending Value of the Least Performing Underlying is equal to or less than its Starting Value but greater than or equal to its Threshold Value:</p> <p>\$1,000; or</p> <p>c) If the Ending Value of the Least Performing Underlying is less than its Threshold Value:</p>





	$\$1,000 + \left( \$1,000 \times \frac{\text{Underlying Return of the Least Performing Underlying}}{\text{Underlying}} \right)$ <p>In this case, the Redemption Amount will be less than the principal amount and you could lose up to 100% of your principal amount.</p>
<b>Calculation Agent:</b>	BofA Securities, Inc. (“BofAS”), an affiliate of BofA Finance.
<b>Selling Agent:</b>	BofAS
<b>CUSIP:</b>	09709VJA5
<b>Underlying Return:</b>	With respect to each Underlying, $\frac{\text{Ending Value} - \text{Starting Value}}{\text{Starting Value}}$
<b>Least Performing Underlying:</b>	The Underlying with the lowest Underlying Return.
<b>Events of Default and Acceleration:</b>	If an Event of Default, as defined in the senior indenture relating to the Notes and in the section entitled “Description of Debt Securities of BofA Finance LLC—Events of Default and Rights of Acceleration; Covenant Breaches” on page 54 of the accompanying prospectus, with respect to the Notes occurs and is continuing, the amount payable to a holder of the Notes upon any acceleration permitted under the senior indenture will be equal to the amount described under the caption “Redemption Amount” above, calculated as though the date of acceleration were the Maturity Date of the Notes and as though the Valuation Date were the third trading day prior to the date of acceleration. In case of a default in the payment of the Notes, whether at their maturity or upon acceleration, the Notes will not bear a default interest rate.

Any payments on the Notes depend on the credit risk of BofA Finance, as Issuer, and BAC, as Guarantor, and on the performance of the Underlyings. The economic terms of the Notes are based on BAC’s internal funding rate, which is the rate it would pay to borrow funds through the issuance of market-linked notes, and the economic terms of certain related hedging arrangements BAC’s affiliates enter into. BAC’s internal funding rate is typically lower than the rate it would pay when it issues conventional fixed or floating rate debt securities. This difference in funding rate, as well as the underwriting discount, if any, and the hedging related charges described below (see “Risk Factors” beginning on page PS-7), reduced the economic terms of the Notes to you and the initial estimated value of the Notes. Due to these factors, the public offering price you are paying to purchase the Notes is greater than the initial estimated value of the Notes as of the pricing date.

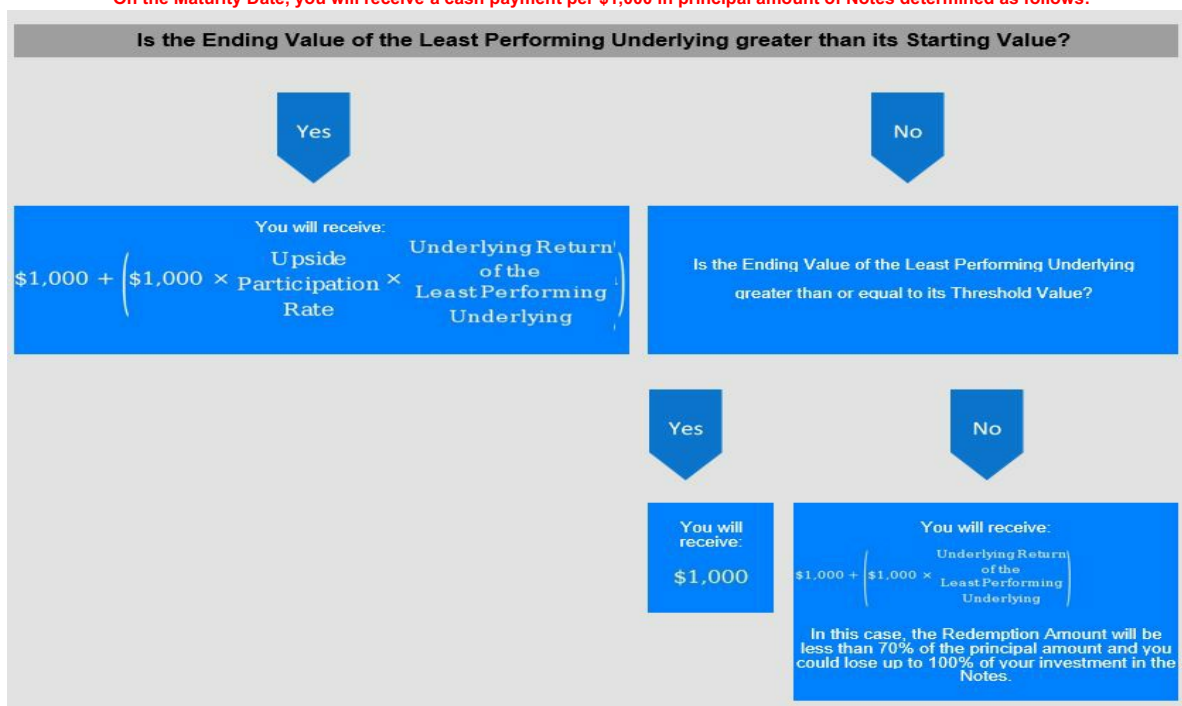
The initial estimated value of the Notes as of the pricing date is set forth on the cover page of this pricing supplement. For more information about the initial estimated value and the structuring of the Notes, see “Risk Factors” beginning on page PS-7 and “Structuring the Notes” on page PS-22.





# Redemption Amount Determination

On the Maturity Date, you will receive a cash payment per \$1,000 in principal amount of Notes determined as follows:



All payments described above are subject to the credit risk of BofA Finance, as issuer, and BAC, as guarantor.







## Hypothetical Payout Profile and Examples of Payments at Maturity

### Enhanced Return Notes Table

The following table, graph and Redemption Amount Calculation Examples are for purposes of illustration only. They are based on **hypothetical** values and show **hypothetical** returns on the Notes. They illustrate the calculation of the Redemption Amount and the return on the Notes based on a hypothetical Starting Value of 100 for the Least Performing Underlying, a hypothetical Threshold Value of 70 for the Least Performing Underlying, the Upside Participation Rate of 182% and a range of hypothetical Ending Values of the Least Performing Underlying. **The actual amount you receive and the resulting return will depend on the actual Starting Values, Threshold Values and Ending Values of the Underlyings, and whether you hold the Notes to maturity.** The following examples do not take into account any tax consequences from investing in the Notes.

For recent actual values of the Underlyings, see "The Underlyings" section below. The Ending Value of each Underlying will not include any income generated by dividends or other distributions paid with respect to shares or units of that Underlying or on the securities included in that Underlying, as applicable. In addition, all payments on the Notes are subject to Issuer and Guarantor credit risk.

Ending Value of the Least Performing Underlying	Underlying Return of the Least Performing Underlying	Redemption Amount per Note	Return on the Notes
160.00	60.00%	\$2,092.00	109.20%
150.00	50.00%	\$1,910.00	91.00%
140.00	40.00%	\$1,728.00	72.80%
130.00	30.00%	\$1,546.00	54.60%
120.00	20.00%	\$1,364.00	36.40%
110.00	10.00%	\$1,182.00	18.20%
105.00	5.00%	\$1,091.00	9.10%
102.00	2.00%	\$1,036.40	3.64%
100.00 <sup>(1)</sup>	0.00%	\$1,000.00	0.00%
90.00	-10.00%	\$1,000.00	0.00%
80.00	-20.00%	\$1,000.00	0.00%
70.00 <sup>(2)</sup>	-30.00%	\$1,000.00	0.00%
69.99	-30.01%	\$699.90	-30.01%
50.00	-50.00%	\$500.00	-50.00%
0.00	-100.00%	\$0.00	-100.00%

(1) The hypothetical Starting Value of 100 used in these examples has been chosen for illustrative purposes only. The actual Starting Value for each Underlying is set forth on page PS-2 above.

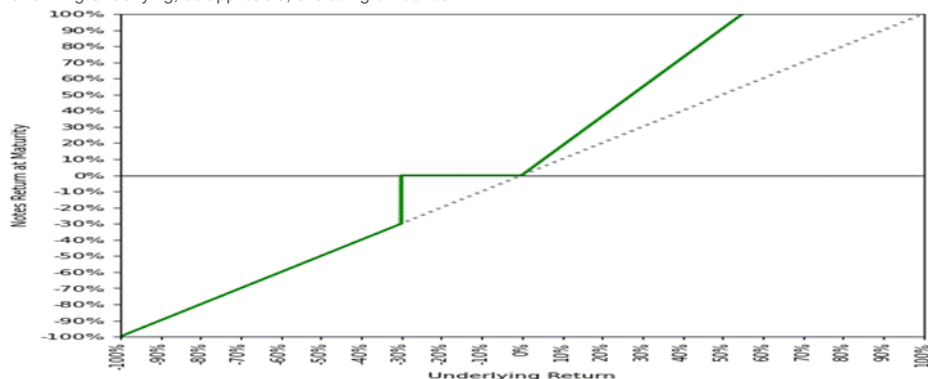
(2) This is the hypothetical Threshold Value of the Least Performing Underlying.





## Hypothetical Payout Profile and Examples of Payments at Maturity

This graph reflects the return on the Notes based on the Upside Participation Rate of 182% and the Threshold Value of 70% of the Starting Value of the Least Performing Underlying. The green line reflects the return on the Notes, while the dotted gray line reflects the returns of a direct investment in the Least Performing Underlying or the stocks included in the Least Performing Underlying, as applicable, excluding dividends.



This graph has been prepared for purposes of illustration only.

### Redemption Amount Calculation Examples

#### Example 1

The Ending Value of the Least Performing Underlying is 102.00, or 102.00% of its Starting Value:

Starting Value of the Least Performing Underlying:	100.00
Ending Value of the Least Performing Underlying:	102.00

$$\$1,000 + \left[ \$1,000 \times 182\% \times \left( \frac{102 - 100}{100} \right) \right] = \$1,036.40 \text{ Redemption Amount per } \$1,000 \text{ in principal amount of the Notes}$$

#### Example 2

The Ending Value of the Least Performing Underlying is 85.00, or 85.00% of its Starting Value:

Starting Value of the Least Performing Underlying:	100.00
Threshold Value of the Least Performing Underlying:	70.00
Ending Value of the Least Performing Underlying:	85.00

**\$1,000.00 Redemption Amount per \$1,000 in principal amount of the Notes, since the Ending Value of the Least Performing Underlying is less than the Starting Value but greater than or equal to its Threshold Value**

#### Example 3

The Ending Value of the Least Performing Underlying is 50.00, or 50.00% of its Starting Value:

Starting Value of the Least Performing Underlying:	100.00
Threshold Value of the Least Performing Underlying:	70.00
Ending Value of the Least Performing Underlying:	50.00

$$\$1,000 + \left[ \$1,000 \times \left( \frac{50 - 100}{100} \right) \right] = \$500.00 \text{ Redemption Amount per } \$1,000 \text{ in principal amount of the Notes}$$





## Risk Factors

Your investment in the Notes entails significant risks, many of which differ from those of a conventional debt security. Your decision to purchase the Notes should be made only after carefully considering the risks of an investment in the Notes, including those discussed below, with your advisors in light of your particular circumstances. The Notes are not an appropriate investment for you if you are not knowledgeable about significant elements of the Notes or financial matters in general. You should carefully review the more detailed explanation of risks relating to the Notes in the "Risk Factors" sections beginning on page PS-5 of the accompanying product supplement, page S-6 of the accompanying prospectus supplement and page 7 of the accompanying prospectus, each as identified on page PS-26 below.

### Structure-related Risks

- **Your investment may result in a loss; there is no guaranteed return of principal.** There is no fixed principal repayment amount on the Notes at maturity. If the Ending Value of any Underlying is less than its Threshold Value, at maturity, your investment will be subject to 1:1 downside exposure to decreases in the value of the Least Performing Underlying and you will lose 1% of the principal amount for each 1% that the Ending Value of the Least Performing Underlying is less than its Starting Value. In that case, you will lose a significant portion or all of your investment in the Notes.
- **The Notes do not bear interest.** Unlike a conventional debt security, no interest payments will be paid over the term of the Notes, regardless of the extent to which the Ending Value of the Least Performing Underlying exceeds its Starting Value or Threshold Value.
- **Your return on the Notes may be less than the yield on a conventional debt security of comparable maturity.** Any return that you receive on the Notes may be less than the return you would earn if you purchased a conventional debt security with the same Maturity Date. As a result, your investment in the Notes may not reflect the full opportunity cost to you when you consider factors, such as inflation, that affect the time value of money.
- **The Redemption Amount will not reflect changes in the values of the Underlyings other than on the Valuation Date.** Changes in the values of the Underlyings during the term of the Notes other than on the Valuation Date will not be reflected in the calculation of the Redemption Amount. No other values of the Underlyings will be taken into account. Notwithstanding the foregoing, investors should generally be aware of the performance of the Underlyings while holding the Notes. As a result, you will receive less than the principal amount at maturity even if the value of each Underlying has increased at certain times during the term of the Notes before the Least Performing Underlying decreases to a value on the Valuation Date that is less than its Threshold Value.
- **Because the Notes are linked to the least performing (and not the average performance) of the Underlyings, you may not receive any return on the Notes and may lose a significant portion or all of your investment in the Notes even if the Ending Value of one Underlying is greater than or equal to its Threshold Value.** Your Notes are linked to the least performing of the Underlyings, and a change in the value of one Underlying may not correlate with changes in the value of the other Underlying(s). The Notes are not linked to a basket composed of the Underlyings, where the depreciation in the value of one Underlying could be offset to some extent by the appreciation in the value of the other Underlying(s). In the case of the Notes, the individual performance of each Underlying would not be combined, and the depreciation in the value of one Underlying would not be offset by any appreciation in the value of the other Underlying(s). Even if the Ending Value of an Underlying is at or above its Threshold Value, you will lose a significant portion or all of your investment in the Notes if the Ending Value of the Least Performing Underlying is below its Threshold Value.
- **Any payments on the Notes are subject to our credit risk and the credit risk of the Guarantor, and any actual or perceived changes in our or the Guarantor's creditworthiness are expected to affect the value of the Notes.** The Notes are our senior unsecured debt securities. Any payment on the Notes will be fully and unconditionally guaranteed by the Guarantor. The Notes are not guaranteed by any entity other than the Guarantor. As a result, your receipt of the Redemption Amount at maturity will be dependent upon our ability and the ability of the Guarantor to repay our respective obligations under the Notes on the Maturity Date, regardless of the Ending Value of the Least Performing Underlying as compared to its Starting Value. No assurance can be given as to what our financial condition or the financial condition of the Guarantor will be at any time after the pricing date of the Notes. If we and the Guarantor become unable to meet our respective financial obligations as they become due, you may not receive the amount(s) payable under the terms of the Notes.

In addition, our credit ratings and the credit ratings of the Guarantor are assessments by ratings agencies of our respective abilities to pay our obligations. Consequently, our or the Guarantor's perceived creditworthiness and actual or anticipated decreases in our or the Guarantor's credit ratings or increases in the spread between the yield on our respective securities and the yield on U.S. Treasury securities (the "credit spread") prior to the Maturity Date may adversely affect the market value of the Notes. However, because your return on the Notes depends upon factors in addition to our ability and the ability of the Guarantor to pay our respective obligations, such as the values of the Underlyings, an improvement in our or the Guarantor's credit ratings will not reduce the other investment risks related to the Notes.

- **We are a finance subsidiary and, as such, have no independent assets, operations, or revenues.** We are a finance subsidiary of the Guarantor, have no operations other than those related to the issuance, administration and repayment of our debt securities that are guaranteed by the Guarantor, and are dependent upon the Guarantor and/or its other subsidiaries to meet our obligations under the Notes in the ordinary course. Therefore, our ability to make payments on the Notes may be limited.

### Valuation- and Market-related Risks

- **The public offering price you are paying for the Notes exceeds their initial estimated value.** The initial estimated value of the Notes that is provided on the cover page of this pricing supplement is an estimate only, determined as of the pricing date by reference to our and our affiliates' pricing models. These pricing models consider certain assumptions and variables, including our credit spreads and those of the Guarantor, the Guarantor's internal funding rate, mid-market terms on hedging transactions, expectations on interest rates, dividends and volatility, price-





sensitivity analysis, and the expected term of the Notes. These pricing models rely in part on certain forecasts about future events, which may prove to be incorrect. If you attempt to sell the Notes prior to maturity, their market value may be lower than the price you paid for them and lower than their initial estimated value. This is due to, among other things, changes in the values of the Underlyings, changes in the Guarantor's internal funding rate, and the inclusion in the public offering price of the underwriting discount, if any, and the hedging related charges, all as further described in "Structuring the Notes" below. These factors, together with various credit, market and economic factors over the term of the Notes, are expected to reduce the price at which you may be able to sell the Notes in any secondary market and will affect the value of the Notes in complex and unpredictable ways.

- **The initial estimated value does not represent a minimum or maximum price at which we, BAC, BofAS or any of our other affiliates would be willing to purchase your Notes in any secondary market (if any exists) at any time.** The value of your Notes at any time after issuance will vary based on many factors that cannot be predicted with accuracy, including the performance of the Underlyings, our and BAC's creditworthiness and changes in market conditions.
- **We cannot assure you that a trading market for your Notes will ever develop or be maintained.** We will not list the Notes on any securities exchange. We cannot predict how the Notes will trade in any secondary market or whether that market will be liquid or illiquid.

#### Conflict-related Risks

- **Trading and hedging activities by us, the Guarantor and any of our other affiliates, including BofAS, may create conflicts of interest with you and may affect your return on the Notes and their market value.** We, the Guarantor or one or more of our other affiliates, including BofAS, may buy or sell shares or units of the Underlyings or the securities held by or included in the Underlyings, as applicable, or futures or options contracts or exchange traded instruments on the Underlyings or those securities, or other instruments whose value is derived from the Underlyings or those securities. While we, the Guarantor or one or more of our other affiliates, including BofAS, may from time to time own shares or units of the Underlyings or the securities represented by the Underlyings, as applicable, except to the extent that BAC's common stock may be included in the Underlyings, we, the Guarantor and our other affiliates, including BofAS, do not control any company included in the Underlyings, and have not verified any disclosure made by any other company. We, the Guarantor or one or more of our other affiliates, including BofAS, may execute such purchases or sales for our own or their own accounts, for business reasons, or in connection with hedging our obligations under the Notes. These transactions may present a conflict of interest between your interest in the Notes and the interests we, the Guarantor and our other affiliates, including BofAS, may have in our or their proprietary accounts, in facilitating transactions, including block trades, for our or their other customers, and in accounts under our or their management. These transactions may adversely affect the values of the Underlyings in a manner that could be adverse to your investment in the Notes. On or before the pricing date, any purchases or sales by us, the Guarantor or our other affiliates, including BofAS or others on our or their behalf (including those for the purpose of hedging some or all of our anticipated exposure in connection with the Notes), may have affected the values of the Underlyings. Consequently, the values of the Underlyings may change subsequent to the pricing date, which may adversely affect the market value of the Notes.

We, the Guarantor or one or more of our other affiliates, including BofAS, also may have engaged in hedging activities that could have affected the values of the Underlyings on the pricing date. In addition, these hedging activities, including the unwinding of a hedge, may decrease the market value of your Notes prior to maturity, and may affect the amounts to be paid on the Notes. We, the Guarantor or one or more of our other affiliates, including BofAS, may purchase or otherwise acquire a long or short position in the Notes and may hold or resell the Notes. For example, BofAS may enter into these transactions in connection with any market making activities in which it engages. We cannot assure you that these activities will not adversely affect the values of the Underlyings, the market value of your Notes prior to maturity or the amounts payable on the Notes.

- **There may be potential conflicts of interest involving the calculation agent, which is an affiliate of ours.** We have the right to appoint and remove the calculation agent. One of our affiliates will be the calculation agent for the Notes and, as such, will make a variety of determinations relating to the Notes, including the amounts that will be paid on the Notes. Under some circumstances, these duties could result in a conflict of interest between its status as our affiliate and its responsibilities as calculation agent.

#### Underlying-related Risks

- **The Notes are subject to risks associated with small-size capitalization companies.** The stocks comprising the RTY are issued by companies with small-sized market capitalization. The stock prices of small-size companies may be more volatile than stock prices of large capitalization companies. Small-size capitalization companies may be less able to withstand adverse economic, market, trade and competitive conditions relative to larger companies. Small-size capitalization companies may also be more susceptible to adverse developments related to their products or services.
- **Adverse conditions in the technology sector may reduce your return on the Notes.** All of the stocks held by the XLK are issued by companies in the technology sector. Market or economic factors impacting technology companies and companies that rely heavily on technological advances could have a major effect on the value of the XLK's investments. The prices of stocks of technology companies and companies that rely heavily on technology are particularly vulnerable to rapid changes in technology product cycles, rapid product obsolescence, government regulation and competition, both domestically and internationally, including competition from foreign competitors with lower production costs. Stocks of technology companies and companies that rely heavily on technology, especially those of smaller, less-seasoned companies, tend to be more volatile than the overall market. Technology companies are heavily dependent on patent and intellectual property rights, the loss or impairment of which may adversely affect profitability. Additionally, companies in the technology sector may face dramatic and often unpredictable changes in growth rates and competition for the services of qualified personnel. Any of these factors may have an adverse effect on the return on the Notes. Accordingly, by investing in the Notes, you will not benefit from the diversification which could result from an investment linked to companies that operate in multiple sectors.







- **The stocks held by the XLK are concentrated in one sector.** The XLK holds securities issued by companies in the technology sector. As a result, some of the stocks that will determine the performance of the Notes are concentrated in one sector. Although an investment in the Notes will not give holders any ownership or other direct interests in the securities held by the Underlyings, the return on an investment in the Notes will be subject to certain risks associated with a direct equity investment in companies in this sector. Accordingly, by investing in the Notes, you will not benefit from the diversification which could result from an investment linked to companies that operate in multiple sectors.
- **The performance of the XLK may not correlate with the performance of its underlying index as well as the net asset value per share or unit of the XLK, especially during periods of market volatility.** The performance of the XLK and that of its underlying index generally will vary due to, for example, transaction costs, management fees, certain corporate actions, and timing variances. Moreover, it is also possible that the performance of the XLK may not fully replicate or may, in certain circumstances, diverge significantly from the performance of its underlying index. This could be due to, for example, the XLK not holding all or substantially all of the underlying assets included in its underlying index and/or holding assets that are not included in its underlying index, the temporary unavailability of certain securities in the secondary market, the performance of any derivative instruments held by the XLK, differences in trading hours between the XLK (or the underlying assets held by the XLK) and its underlying index, or other circumstances. This variation in performance is called the “tracking error,” and, at times, the tracking error may be significant. In addition, because the shares or units of the XLK are traded on a securities exchange and are subject to market supply and investor demand, the market price of one share or unit of the XLK may differ from its net asset value per share or unit; shares or units of the XLK may trade at, above, or below its net asset value per share or unit. During periods of market volatility, securities held by the XLK may be unavailable in the secondary market, market participants may be unable to calculate accurately the net asset value per share or unit of the XLK and the liquidity of the XLK may be adversely affected. Market volatility may also disrupt the ability of market participants to trade shares or units of the XLK. Further, market volatility may adversely affect, sometimes materially, the prices at which market participants are willing to buy and sell shares or units of the XLK. As a result, under these circumstances, the market value of shares or units of the XLK may vary substantially from the net asset value per share or unit of the XLK.
- **The anti-dilution adjustments will be limited.** The calculation agent may adjust the Price Multiplier of the XLK and other terms of the Notes to reflect certain actions by the XLK, as described in the section “Description of the Notes—Anti-Dilution and Discontinuance Adjustments Relating to ETFs” in the accompanying product supplement. The calculation agent will not be required to make an adjustment for every event that may affect the XLK and will have broad discretion to determine whether and to what extent an adjustment is required.
- **The publisher or the sponsor or investment advisor of an Underlying may adjust that Underlying in a way that affects its values, and the publisher or the sponsor or investment advisor has no obligation to consider your interests.** The publisher or the sponsor or investment advisor of an Underlying can add, delete, or substitute the components included in that Underlying or make other methodological changes that could change its value. Any of these actions could adversely affect the value of your Notes.

#### **Tax-related Risks**

- **The U.S. federal income tax consequences of an investment in the Notes are uncertain, and may be adverse to a holder of the Notes.** No statutory, judicial, or administrative authority directly addresses the characterization of the Notes or securities similar to the Notes for U.S. federal income tax purposes. As a result, significant aspects of the U.S. federal income tax consequences of an investment in the Notes are not certain. Under the terms of the Notes, you will have agreed with us to treat the Notes as single financial contracts, as described below under “U.S. Federal Income Tax Summary—General.” If the Internal Revenue Service (the “IRS”) were successful in asserting an alternative characterization for the Notes, the timing and character of gain or loss with respect to the Notes may differ. No ruling will be requested from the IRS with respect to the Notes and no assurance can be given that the IRS will agree with the statements made in the section entitled “U.S. Federal Income Tax Summary.” **You are urged to consult with your own tax advisor regarding all aspects of the U.S. federal income tax consequences of investing in the Notes.**





## The Underlyings

All disclosures contained in this pricing supplement regarding the Underlyings, including, without limitation, their make-up, method of calculation, and changes in their components, have been derived from publicly available sources. The information reflects the policies of, and is subject to change by, the sponsor of the RTY, the sponsor of the SPX, and the investment advisor of the XLK (collectively, the "Underlying Sponsors"). The Underlying Sponsors, which license the copyright and all other rights to the respective Underlyings, have no obligation to continue to publish, and may discontinue publication of, the Underlyings. The consequences of any Underlying Sponsor discontinuing publication of the applicable Underlying are discussed in "Description of the Notes — Discontinuance of an Index" and "Description of the Notes — Anti-Dilution and Discontinuance Adjustments Relating to ETFs — Discontinuance of or Material Change to an ETF" in the accompanying product supplement. None of us, the Guarantor, the calculation agent, or BofAS accepts any responsibility for the calculation, maintenance or publication of any Underlying or any successor underlying. None of us, the Guarantor, BofAS or any of our other affiliates makes any representation to you as to the future performance of the Underlyings. You should make your own investigation into the Underlyings.

### The Russell 2000<sup>®</sup> Index

The RTY was developed by Russell Investments ("Russell") before FTSE International Limited and Russell combined in 2015 to create FTSE Russell, which is wholly owned by London Stock Exchange Group. Additional information on the RTY is available at the following website: <http://www.ftserussell.com>. No information on that website is deemed to be included or incorporated by reference in this pricing supplement.

Russell began dissemination of the RTY (Bloomberg L.P. index symbol "RTY") on January 1, 1984. FTSE Russell calculates and publishes the RTY. The RTY was set to 135 as of the close of business on December 31, 1986. The RTY is designed to track the performance of the small capitalization segment of the U.S. equity market. As a subset of the Russell 3000<sup>®</sup> Index, the RTY consists of the smallest 2,000 companies included in the Russell 3000<sup>®</sup> Index. The Russell 3000<sup>®</sup> Index measures the performance of the largest 3,000 U.S. companies, representing approximately 98% of the investable U.S. equity market. The RTY is determined, comprised, and calculated by FTSE Russell without regard to the Notes.

### Selection of Stocks Comprising the RTY

Each company eligible for inclusion in the RTY must be classified as a U.S. company under FTSE Russell's country-assignment methodology. If a company is incorporated, has a stated headquarters location, and trades in the same country (American Depositary Receipts and American Depositary Shares are not eligible), then the company is assigned to its country of incorporation. If any of the three factors are not the same, FTSE Russell defines three Home Country Indicators ("HCIs"): country of incorporation, country of headquarters, and country of the most liquid exchange (as defined by a two-year average daily dollar trading volume) from all exchanges within a country. Using the HCIs, FTSE Russell compares the primary location of the company's assets with the three HCIs. If the primary location of its assets matches any of the HCIs, then the company is assigned to the primary location of its assets. If there is insufficient information to determine the country in which the company's assets are primarily located, FTSE Russell will use the country from which the company's revenues are primarily derived for the comparison with the three HCIs in a similar manner. FTSE Russell uses the average of two years of assets or revenues data to reduce potential turnover. If conclusive country details cannot be derived from assets or revenues data, FTSE Russell will assign the company to the country of its headquarters, which is defined as the address of the company's principal executive offices, unless that country is a Benefit Driven Incorporation ("BDI") country, in which case the company will be assigned to the country of its most liquid stock exchange. BDI countries include: Anguilla, Antigua and Barbuda, Bahamas, Barbados, Belize, Bermuda, Bonaire, British Virgin Islands, Cayman Islands, Channel Islands, Cook Islands, Curacao, Faroe Islands, Gibraltar, Guernsey, Isle of Man, Jersey, Liberia, Marshall Islands, Panama, Saba, Sint Eustatius, Sint Maarten, and Turks and Caicos Islands. For any companies incorporated or headquartered in a U.S. territory, including Puerto Rico, Guam, and U.S. Virgin Islands, a U.S. HCI is assigned.

All securities eligible for inclusion in the RTY must trade on a major U.S. exchange. Stocks must have a closing price at or above \$1.00 on their primary exchange on the last trading day in May to be eligible for inclusion during annual reconstitution. However, in order to reduce unnecessary turnover, if an existing member's closing price is less than \$1.00 on the last day of May, it will be considered eligible if the average of the daily closing prices (from its primary exchange) during the month of May is equal to or greater than \$1.00. Initial public offerings are added each quarter and must have a closing price at or above \$1.00 on the last day of their eligibility period in order to qualify for index inclusion. If an existing stock does not trade on the "rank day" (typically the last trading day in May but a confirmed timetable is announced each spring) but does have a closing price at or above \$1.00 on another eligible U.S. exchange, that stock will be eligible for inclusion.

An important criterion used to determine the list of securities eligible for the RTY is total market capitalization, which is defined as the market price as of the last trading day in May for those securities being considered at annual reconstitution times the total number of shares outstanding. Where applicable, common stock, non-restricted exchangeable shares and partnership units/membership interests are used to determine market capitalization. Any other form of shares such as preferred stock, convertible preferred stock, redeemable shares, participating preferred stock, warrants and rights, installment receipts or trust receipts, are excluded from the calculation. If multiple share classes of common stock exist, they are combined. In cases where the common stock share classes act independently of each other (e.g., tracking stocks), each class is considered for inclusion separately. If multiple share classes exist, the pricing vehicle will be designated as the share class with the highest two-year trading volume as of the rank day in May.



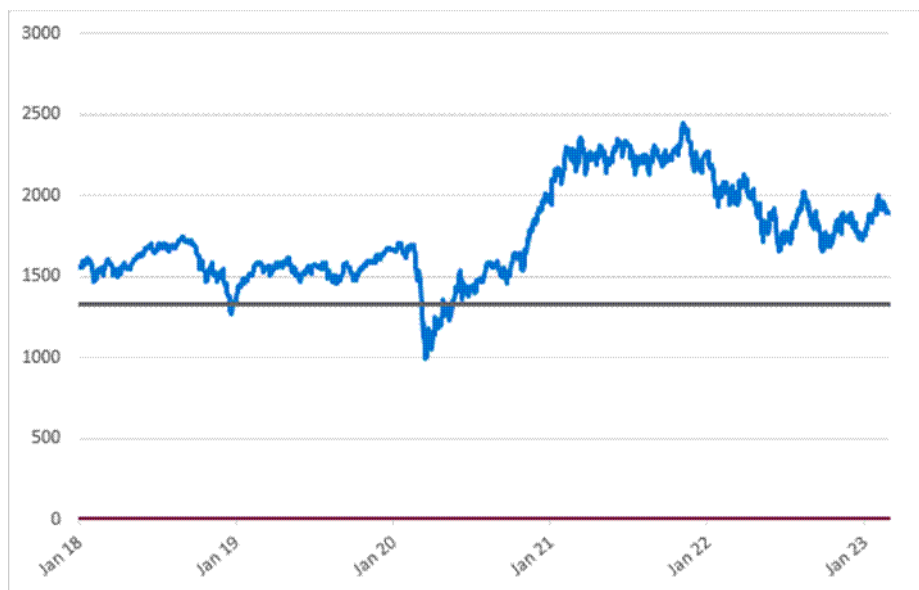


Companies with a total market capitalization of less than \$30 million are not eligible for the RTY. Similarly, companies with only 5% or less of their shares available in the marketplace are not eligible for the RTY. Royalty trusts, limited liability companies, closed-end investment companies (companies that are required to report Acquired Fund Fees and Expenses, as defined by the SEC, including business development companies), blank check companies, special purpose acquisition companies, and limited partnerships are also ineligible for inclusion. Bulletin board, pink sheets, and over-the-counter traded securities are not eligible for inclusion. Exchange traded funds and mutual funds are also excluded.

Annual reconstitution is a process by which the RTY is completely rebuilt. Based on closing levels of the company's common stock on its primary exchange on the rank day of May of each year, FTSE Russell reconstitutes the composition of the RTY using the then existing market capitalizations of eligible companies. Reconstitution of the RTY occurs on the last Friday in June or, when the last Friday in June is the 29th or 30th, reconstitution occurs on the prior Friday. In addition, FTSE Russell adds initial public offerings to the RTY on a quarterly basis based on total market capitalization ranking within the market-adjusted capitalization breaks established during the most recent reconstitution. After membership is determined, a security's shares are adjusted to include only those shares available to the public. This is often referred to as "free float." The purpose of the adjustment is to exclude from market calculations the capitalization that is not available for purchase and is not part of the investable opportunity set.

**Historical Performance of the RTY**

The following graph sets forth the daily historical performance of the RTY in the period from January 2, 2018 through the pricing date. We obtained this historical data from Bloomberg L.P. We have not independently verified the accuracy or completeness of the information obtained from Bloomberg L.P. The horizontal line in the graph represents the RTY's Threshold Value of 1,327.894 (rounded to three decimal places), which is 70% of the RTY's Starting Value of 1,896.991.



This historical data on the RTY is not necessarily indicative of the future performance of the RTY or what the value of the Notes may be. Any historical upward or downward trend in the closing level of the RTY during any period set forth above is not an indication that the closing level of the RTY is more or less likely to increase or decrease at any time over the term of the Notes.

Before investing in the Notes, you should consult publicly available sources for the closing levels of the RTY.

**License Agreement**

"Russell 2000®" and "Russell 3000®" are trademarks of FTSE Russell and have been licensed for use by our affiliate, Merrill Lynch, Pierce, Fenner & Smith Incorporated. The Notes are not sponsored, endorsed, sold, or promoted by FTSE Russell, and FTSE Russell makes no representation regarding the advisability of investing in the Notes.

FTSE Russell and Merrill Lynch, Pierce, Fenner & Smith Incorporated have entered into a non-exclusive license agreement providing for the license to Merrill Lynch, Pierce, Fenner & Smith Incorporated and its affiliates, including us, in exchange for a fee, of the right to use indices owned and





published by FTSE Russell in connection with some securities, including the Notes. The license agreement provides that the following language must be stated in this pricing supplement:

The Notes are not sponsored, endorsed, sold, or promoted by FTSE Russell. FTSE Russell makes no representation or warranty, express or implied, to the holders of the Notes or any member of the public regarding the advisability of investing in securities generally or in the Notes particularly or the ability of the RTY to track general stock market performance or a segment of the same. FTSE Russell's publication of the RTY in no way suggests or implies an opinion by FTSE Russell as to the advisability of investment in any or all of the securities upon which the RTY is based. FTSE Russell's only relationship to Merrill Lynch, Pierce, Fenner & Smith Incorporated and to us is the licensing of certain trademarks and trade names of FTSE Russell and of the RTY, which is determined, composed, and calculated by FTSE Russell without regard to Merrill Lynch, Pierce, Fenner & Smith Incorporated, us, or the Notes. FTSE Russell is not responsible for and has not reviewed the Notes nor any associated literature or publications and FTSE Russell makes no representation or warranty express or implied as to their accuracy or completeness, or otherwise. FTSE Russell reserves the right, at any time and without notice, to alter, amend, terminate, or in any way change the RTY. FTSE Russell has no obligation or liability in connection with the administration, marketing, or trading of the Notes.

FTSE RUSSELL DOES NOT GUARANTEE THE ACCURACY AND/OR THE COMPLETENESS OF THE RTY OR ANY DATA INCLUDED THEREIN AND FTSE RUSSELL SHALL HAVE NO LIABILITY FOR ANY ERRORS, OMISSIONS, OR INTERRUPTIONS THEREIN. FTSE RUSSELL MAKES NO WARRANTY, EXPRESS OR IMPLIED, AS TO RESULTS TO BE OBTAINED BY MERRILL LYNCH, PIERCE, FENNER & SMITH INCORPORATED, US, BAC, BOFAS, HOLDERS OF THE NOTES, OR ANY OTHER PERSON OR ENTITY FROM THE USE OF THE RTY OR ANY DATA INCLUDED THEREIN. FTSE RUSSELL MAKES NO EXPRESS OR IMPLIED WARRANTIES, AND EXPRESSLY DISCLAIMS ALL WARRANTIES OF MERCHANTABILITY OR FITNESS FOR A PARTICULAR PURPOSE OR USE WITH RESPECT TO THE RTY OR ANY DATA INCLUDED THEREIN. WITHOUT LIMITING ANY OF THE FOREGOING, IN NO EVENT SHALL FTSE RUSSELL HAVE ANY LIABILITY FOR ANY SPECIAL, PUNITIVE, INDIRECT, OR CONSEQUENTIAL DAMAGES (INCLUDING LOST PROFITS), EVEN IF NOTIFIED OF THE POSSIBILITY OF SUCH DAMAGES.







## The S&P 500® Index

The SPX includes a representative sample of 500 companies in leading industries of the U.S. economy. The SPX is intended to provide an indication of the pattern of common stock price movement. The calculation of the level of the SPX is based on the relative value of the aggregate market value of the common stocks of 500 companies as of a particular time compared to the aggregate average market value of the common stocks of 500 similar companies during the base period of the years 1941 through 1943.

The SPX includes companies from eleven main groups: Communication Services; Consumer Discretionary; Consumer Staples; Energy; Financials; Health Care; Industrials; Information Technology; Real Estate; Materials; and Utilities. S&P Dow Jones Indices LLC ("SPDJI"), the sponsor of the SPX, may from time to time, in its sole discretion, add companies to, or delete companies from, the SPX to achieve the objectives stated above.

Company additions to the SPX must have an unadjusted company market capitalization of \$14.6 billion or more (an increase from the previous requirement of an unadjusted company market capitalization of \$13.1 billion or more).

SPDJI calculates the SPX by reference to the prices of the constituent stocks of the SPX without taking account of the value of dividends paid on those stocks. As a result, the return on the Notes will not reflect the return you would realize if you actually owned the SPX constituent stocks and received the dividends paid on those stocks.

### Computation of the SPX

While SPDJI currently employs the following methodology to calculate the SPX, no assurance can be given that SPDJI will not modify or change this methodology in a manner that may affect payments on the Notes.

Historically, the market value of any component stock of the SPX was calculated as the product of the market price per share and the number of then outstanding shares of such component stock. In March 2005, SPDJI began shifting the SPX halfway from a market capitalization weighted formula to a float-adjusted formula, before moving the SPX to full float adjustment on September 16, 2005. SPDJI's criteria for selecting stocks for the SPX did not change with the shift to float adjustment. However, the adjustment affects each company's weight in the SPX.

Under float adjustment, the share counts used in calculating the SPX reflect only those shares that are available to investors, not all of a company's outstanding shares. Float adjustment excludes shares that are closely held by control groups, other publicly traded companies or government agencies.

In September 2012, all shareholdings representing more than 5% of a stock's outstanding shares, other than holdings by "block owners," were removed from the float for purposes of calculating the SPX. Generally, these "control holders" will include officers and directors, private equity, venture capital and special equity firms, other publicly traded companies that hold shares for control, strategic partners, holders of restricted shares, ESOPs, employee and family trusts, foundations associated with the company, holders of unlisted share classes of stock, government entities at all levels (other than government retirement/pension funds) and any individual person who controls a 5% or greater stake in a company as reported in regulatory filings. However, holdings by block owners, such as depository banks, pension funds, mutual funds and ETF providers, 401(k) plans of the company, government retirement/pension funds, investment funds of insurance companies, asset managers and investment funds, independent foundations and savings and investment plans, will ordinarily be considered part of the float.

Treasury stock, stock options, restricted shares, equity participation units, warrants, preferred stock, convertible stock, and rights are not part of the float. Shares held in a trust to allow investors in countries outside the country of domicile, such as depository shares and Canadian exchangeable shares, are normally part of the float unless those shares form a control block. If a company has multiple classes of stock outstanding, shares in an unlisted or non-traded class are treated as a control block.

For each stock, an investable weight factor ("IWF") is calculated by dividing the available float shares by the total shares outstanding. Available float shares are defined as the total shares outstanding less shares held by control holders. This calculation is subject to a 5% minimum threshold for control blocks. For example, if a company's officers and directors hold 3% of the company's shares, and no other control group holds 5% of the company's shares, SPDJI would assign that company an IWF of 1.00, as no control group meets the 5% threshold. However, if a company's officers and directors hold 3% of the company's shares and another control group holds 20% of the company's shares, SPDJI would assign an IWF of 0.77, reflecting the fact that 23% of the company's outstanding shares are considered to be held for control. As of July 31, 2017, companies with multiple share class lines are no longer eligible for inclusion in the SPX. Constituents of the SPX prior to July 31, 2017 with multiple share class lines will be grandfathered in and continue to be included in the SPX. If a constituent company of the SPX reorganizes into a multiple share class line structure, that company will remain in the SPX at the discretion of the S&P Index Committee in order to minimize turnover.

The SPX is calculated using a base-weighted aggregate methodology. The level of the SPX reflects the total market value of all component stocks relative to the base period of the years 1941 through 1943. An indexed number is used to represent the results of this calculation in order to make the level easier to work with and track over time. The actual total market value of the component stocks during the base period of the years 1941 through 1943 has been set to an indexed level of 10. This is often indicated by the notation 1941- 43 = 10. In practice, the daily calculation of the SPX is computed by dividing the total market value of the component stocks by the "index divisor." By itself, the index divisor is an arbitrary number. However,





in the context of the calculation of the SPX, it serves as a link to the original base period level of the SPX. The index divisor keeps the SPX comparable over time and is the manipulation point for all adjustments to the SPX, which is index maintenance.

**Index Maintenance**

Index maintenance includes monitoring and completing the adjustments for company additions and deletions, share changes, stock splits, stock dividends, and stock price adjustments due to company restructuring or spinoffs. Some corporate actions, such as stock splits and stock dividends, require changes in the common shares outstanding and the stock prices of the companies in the SPX, and do not require index divisor adjustments.

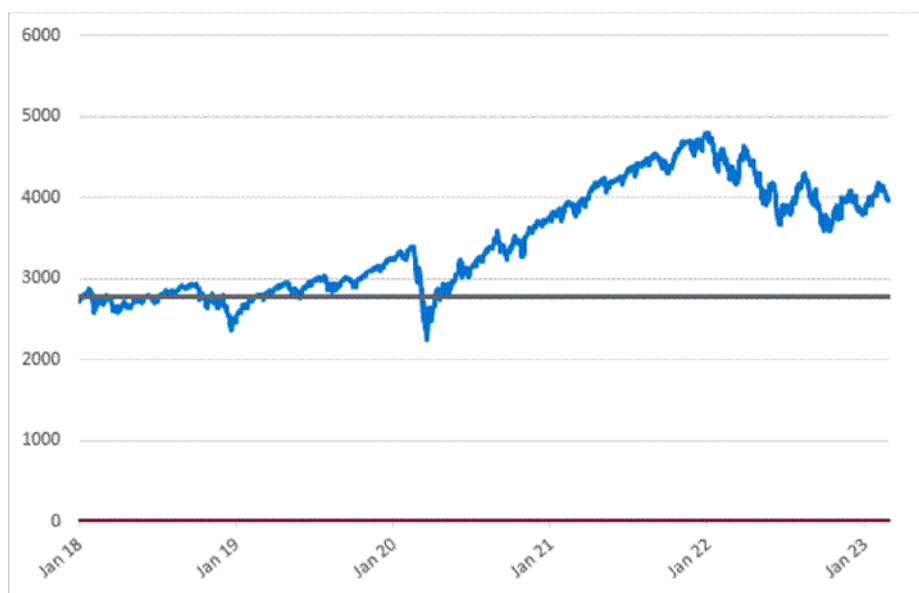
To prevent the level of the SPX from changing due to corporate actions, corporate actions which affect the total market value of the SPX require an index divisor adjustment. By adjusting the index divisor for the change in market value, the level of the SPX remains constant and does not reflect the corporate actions of individual companies in the SPX. Index divisor adjustments are made after the close of trading and after the calculation of the SPX closing level.

Changes in a company’s shares outstanding of 5.00% or more due to mergers, acquisitions, public offerings, tender offers, Dutch auctions, or exchange offers are made as soon as reasonably possible. Share changes due to mergers or acquisitions of publicly held companies that trade on a major exchange are implemented when the transaction occurs, even if both of the companies are not in the same headline index, and regardless of the size of the change. All other changes of 5.00% or more (due to, for example, company stock repurchases, private placements, redemptions, exercise of options, warrants, conversion of preferred stock, notes, debt, equity participation units, at-the-market offerings, or other recapitalizations) are made weekly and are announced on Fridays for implementation after the close of trading on the following Friday. Changes of less than 5.00% are accumulated and made quarterly on the third Friday of March, June, September, and December, and are usually announced two to five days prior.

If a change in a company’s shares outstanding of 5.00% or more causes a company’s IWF to change by five percentage points or more, the IWF is updated at the same time as the share change. IWF changes resulting from partial tender offers are considered on a case by case basis.

**Historical Performance of the SPX**

The following graph sets forth the daily historical performance of the SPX in the period from January 2, 2018 through the pricing date. We obtained this historical data from Bloomberg L.P. We have not independently verified the accuracy or completeness of the information obtained from Bloomberg L.P. The horizontal line in the graph represents the SPX’s Threshold Value of 2,779.11 (rounded to two decimal places), which is 70% of the SPX’s Starting Value of 3,970.15.



This historical data on the SPX is not necessarily indicative of the future performance of the SPX or what the value of the Notes may be. Any historical upward or downward trend in the closing level of the SPX during any period set forth above is not an indication that the closing level of the SPX is more or less likely to increase or decrease at any time over the term of the Notes.





Before investing in the Notes, you should consult publicly available sources for the closing levels of the SPX.

### **License Agreement**

S&P® is a registered trademark of Standard & Poor's Financial Services LLC ("S&P") and Dow Jones® is a registered trademark of Dow Jones Trademark Holdings LLC ("Dow Jones").

These trademarks have been licensed for use by S&P Dow Jones Indices LLC. "Standard & Poor's", "S&P 500" and "S&P" are trademarks of S&P. These trademarks have been sublicensed for certain purposes by our affiliate, Merrill Lynch, Pierce, Fenner & Smith Incorporated. The SPX is a product of S&P Dow Jones Indices LLC and/or its affiliates and has been licensed for use by Merrill Lynch, Pierce, Fenner & Smith Incorporated.

The Notes are not sponsored, endorsed, sold or promoted by S&P Dow Jones Indices LLC, Dow Jones, S&P or any of their respective affiliates (collectively, "S&P Dow Jones Indices"). S&P Dow Jones Indices make no representation or warranty, express or implied, to the holders of the Notes or any member of the public regarding the advisability of investing in securities generally or in the Notes particularly or the ability of the SPX to track general market performance. S&P Dow Jones Indices' only relationship to Merrill Lynch, Pierce, Fenner & Smith Incorporated with respect to the SPX is the licensing of the SPX and certain trademarks, service marks and/or trade names of S&P Dow Jones Indices and/or its third party licensors. The SPX is determined, composed and calculated by S&P Dow Jones Indices without regard to us, Merrill Lynch, Pierce, Fenner & Smith Incorporated, or the Notes. S&P Dow Jones Indices have no obligation to take our needs, BAC's needs or the needs of Merrill Lynch, Pierce, Fenner & Smith Incorporated or holders of the Notes into consideration in determining, composing or calculating the SPX. S&P Dow Jones Indices are not responsible for and have not participated in the determination of the prices and amount of the Notes or the timing of the issuance or sale of the Notes or in the determination or calculation of the equation by which the Notes are to be converted into cash. S&P Dow Jones Indices have no obligation or liability in connection with the administration, marketing or trading of the Notes. There is no assurance that investment products based on the SPX will accurately track index performance or provide positive investment returns. S&P Dow Jones Indices LLC and its subsidiaries are not investment advisors. Inclusion of a security or futures contract within an index is not a recommendation by S&P Dow Jones Indices to buy, sell, or hold such security or futures contract, nor is it considered to be investment advice. Notwithstanding the foregoing, CME Group Inc. and its affiliates may independently issue and/or sponsor financial products unrelated to the Notes currently being issued by us, but which may be similar to and competitive with the Notes. In addition, CME Group Inc. and its affiliates may trade financial products which are linked to the performance of the SPX. It is possible that this trading activity will affect the value of the Notes.

S&P DOW JONES INDICES DO NOT GUARANTEE THE ADEQUACY, ACCURACY, TIMELINESS AND/OR THE COMPLETENESS OF THE SPX OR ANY DATA RELATED THERETO OR ANY COMMUNICATION, INCLUDING BUT NOT LIMITED TO, ORAL OR WRITTEN COMMUNICATION (INCLUDING ELECTRONIC COMMUNICATIONS) WITH RESPECT THERETO. S&P DOW JONES INDICES SHALL NOT BE SUBJECT TO ANY DAMAGES OR LIABILITY FOR ANY ERRORS, OMISSIONS, OR DELAYS THEREIN. S&P DOW JONES INDICES MAKE NO EXPRESS OR IMPLIED WARRANTIES, AND EXPRESSLY DISCLAIM ALL WARRANTIES, OF MERCHANTABILITY OR FITNESS FOR A PARTICULAR PURPOSE OR USE OR AS TO RESULTS TO BE OBTAINED BY US, BAC, BOFAS, MERRILL LYNCH, PIERCE, FENNER & SMITH INCORPORATED, HOLDERS OF THE NOTES, OR ANY OTHER PERSON OR ENTITY FROM THE USE OF THE SPX OR WITH RESPECT TO ANY DATA RELATED THERETO, WITHOUT LIMITING ANY OF THE FOREGOING, IN NO EVENT WHATSOEVER SHALL S&P DOW JONES INDICES BE LIABLE FOR ANY INDIRECT, SPECIAL, INCIDENTAL, PUNITIVE, OR CONSEQUENTIAL DAMAGES INCLUDING BUT NOT LIMITED TO, LOSS OF PROFITS, TRADING LOSSES, LOST TIME OR GOODWILL, EVEN IF THEY HAVE BEEN ADVISED OF THE POSSIBILITY OF SUCH DAMAGES, WHETHER IN CONTRACT, TORT, STRICT LIABILITY, OR OTHERWISE. THERE ARE NO THIRD PARTY BENEFICIARIES OF ANY AGREEMENTS OR ARRANGEMENTS BETWEEN S&P DOW JONES INDICES AND MERRILL LYNCH, PIERCE, FENNER & SMITH INCORPORATED, OTHER THAN THE LICENSORS OF S&P DOW JONES INDICES.





## The Technology Select Sector SPDR® Fund

The shares of the XLK are issued by Select Sector SPDR® Trust, a registered investment company. The XLK seeks investment results that correspond generally to the price and yield performance, before fees and expenses, of the Technology Select Sector Index. The XLK measures the performance of the technology and telecom sector of the U.S. equity market. The XLK is composed of equity securities of companies from technology hardware, storage, and peripherals; software; diversified telecommunication services; communications equipment; semiconductors and semiconductor equipment; internet software and services; IT services; electronic equipment, instruments and components; and wireless telecommunication services.

The Technology Select Sector SPDR® Fund trades on the NYSE Arca under the ticker symbol "XLK."

### Investment Approach

The XLK utilizes a "passive" or "indexing" investment approach in attempting to track the performance of the Technology Select Sector Index. The XLK will invest in substantially all of the securities which comprise the Technology Select Sector Index. The XLK will normally invest at least 95% of its total assets in common stocks that comprise the Technology Select Sector Index.

### Investment Objective and Strategy

The XLK seeks to provide investment results that correspond generally to the price and yield performance, before fees and expenses, of the Technology Select Sector Index. The investment manager of the XLK uses a replication strategy to try to achieve the XLK's investment objective, which means that the XLK generally invests in substantially all of the securities represented in the Technology Select Sector Index in approximately the same proportions as the Technology Select Sector Index. Under normal market conditions, the XLK generally invests at least 95% of its total assets in the securities comprising the Technology Select Sector Index. In certain situations or market conditions, the XLK may temporarily depart from its normal investment policies and strategies provided that the alternative is consistent with the XLK's investment objective and is in the best interest of the XLK. For example, if the XLK is unable to invest directly in a component security or if a derivative investment may provide higher liquidity than other types of investments, it may make larger than normal investments in derivatives to maintain exposure to the Technology Select Sector Index that it tracks. Consequently, under such circumstances, the XLK may invest in a different mix of investments than it would under normal circumstances. The XLK will provide shareholders with at least 60 days' notice prior to any material change in its investment policies. The XLK is managed with a passive investment strategy, attempting to track the performance of an unmanaged index of securities. This differs from an actively managed underlying, which typically seeks to outperform a benchmark index.

Notwithstanding the XLK's investment objective, the return on your Notes will not reflect any dividends paid on shares of the XLK, on the securities purchased by the XLK or on the securities that comprise the Technology Select Sector Index.

### The Select Sector Indices

The underlying index of the XLK is part of the Select Sector Indices. The Select Sector Indices are sub-indices of the S&P 500® Index ("SPX"). Each stock in the SPX is allocated to at least one Select Sector Index, and the combined companies of the eleven Select Sector Indices represent all of the companies in the SPX. The industry indices are sub-categories within each Select Sector Index and represent a specific industry segment of the overall Select Sector Index. The eleven Select Sector Indices seek to represent the eleven SPX sectors. The index compilation agent for these indices (the "Index Compilation Agent") determines the composition of the Select Sector Indices based on S&P's sector classification methodology. (Sector designations are determined by the index sponsor using criteria it has selected or developed. Index sponsors may use very different standards for determining sector designations. In addition, many companies operate in a number of sectors, but are listed in only one sector and the basis on which that sector is selected may also differ. As a result, sector comparisons between indices with different index sponsors may reflect differences in methodology as well as actual differences in the sector composition of the indices.)

Each Select Sector Index was developed and is maintained in accordance with the following criteria:

- Each of the component stocks in a Select Sector Index (the "Component Stocks") is a constituent company of the SPX.
- The eleven Select Sector Indices together will include all of the companies represented in the SPX and each of the stocks in the SPX will be allocated to at least one of the Select Sector Indices.
- The Index Compilation Agent assigns each constituent stock of the SPX to a Select Sector Index. The Index Compilation Agent assigns a company's stock to a particular Select Sector Index based on S&P Dow Jones Indices' sector classification methodology as set forth in its Global Industry Classification Standard.
- Each Select Sector Index is calculated by S&P Dow Jones Indices using a modified "market capitalization" methodology. This design ensures that each of the component stocks within a Select Sector Index is represented in a proportion consistent with its percentage with respect to the total market capitalization of that Select Sector Index.
- For reweighting purposes, each Select Sector Index is rebalanced quarterly after the close of business on the second to last calculation day of March, June, September and December using the following procedures: (1) The rebalancing reference date is two business days prior to the last calculation day of each quarter; and (2) With prices reflected on the rebalancing reference date, and membership, shares outstanding, additional weight factor (capping factor) and investable weight factors (as described in the section "Computation of the S&P 500 Index®" below) as of the rebalancing effective date, each company is weighted using the modified market capitalization methodology. Modifications are made as defined below.







- (i) The indices are first evaluated to ensure none of the indices breach the maximum allowable limits defined in rules (ii) and (v) below. If any of the allowable limits are breached, the component stocks are reweighted based on their float-adjusted market capitalization weights.
  - (ii) If any component stock has a weight greater than 24%, that component stock has its float-adjusted market capitalization weight capped at 23%. The 23% weight cap creates a 2% buffer to ensure that no component stock exceeds 25% as of the quarter-end diversification requirement date.
  - (iii) All excess weight is equally redistributed to all uncapped component stocks within the relevant Select Sector Index.
  - (iv) After this redistribution, if the float-adjusted market capitalization weight of any other component stock(s) then breaches 23%, the process is repeated iteratively until no component stock breaches the 23% weight cap.
  - (v) The sum of the component stocks with weight greater than 4.8% cannot exceed 50% of the total index weight. These caps are set to allow for a buffer below the 5% limit.
  - (vi) If the rule in step (v) is breached, all the component stocks are ranked in descending order of their float-adjusted market capitalization weights and the first component stock that causes the 50% limit to be breached has its weight reduced to 4.6%.
  - (vii) This excess weight is equally redistributed to all component stocks with weights below 4.6%. This process is repeated iteratively until step (v) is satisfied.
  - (viii) Index share amounts are assigned to each component stock to arrive at the weights calculated above. Since index shares are assigned based on prices one business day prior to rebalancing, the actual weight of each component stock at the rebalancing differs somewhat from these weights due to market movements.
  - (ix) If necessary, the reweighting process may take place more than once prior to the close on the last business day of March, June, September or December to ensure conformity with all diversification requirements.
- Each Select Sector Index is calculated using the same methodology utilized by S&P Dow Jones Indices in calculating the SPX, using a base-weighted aggregate methodology. The daily calculation of each Select Sector Index is computed by dividing the total market value of the companies in the Select Sector Index by a number called the index divisor.
  - The Index Compilation Agent at any time may determine that a Component Stock which has been assigned to one Select Sector Index has undergone such a transformation in the composition of its business, and should be removed from that Select Sector Index and assigned to a different Select Sector Index. In the event that the Index Compilation Agent notifies S&P Dow Jones Indices that a Component Stock's Select Sector Index assignment should be changed, S&P Dow Jones Indices will disseminate notice of the change following its standard procedure for announcing index changes and will implement the change in the affected Select Sector Indices on a date no less than one week after the initial dissemination of information on the sector change to the maximum extent practicable. It is not anticipated that Component Stocks will change sectors frequently.
  - Component Stocks removed from and added to the SPX will be deleted from and added to the appropriate Select Sector Index on the same schedule used by S&P Dow Jones Indices for additions and deletions from the SPX insofar as practicable.

### **The S&P 500<sup>®</sup> Index**

The SPX includes a representative sample of 500 companies in leading industries of the U.S. economy. The SPX is intended to provide an indication of the pattern of common stock price movement. The calculation of the level of the SPX is based on the relative value of the aggregate market value of the common stocks of 500 companies as of a particular time compared to the aggregate average market value of the common stocks of 500 similar companies during the base period of the years 1941 through 1943.

The SPX includes companies from eleven main groups: Communication Services; Consumer Discretionary; Consumer Staples; Energy; Financials; Health Care; Industrials; Information Technology; Real Estate; Materials; and Utilities. S&P Dow Jones Indices LLC ("SPDJI"), the sponsor of the SPX, may from time to time, in its sole discretion, add companies to, or delete companies from, the SPX to achieve the objectives stated above.





Company additions to the SPX must have an unadjusted company market capitalization of \$14.6 billion or more (an increase from the previous requirement of an unadjusted company market capitalization of \$13.1 billion or more).

SPDJ calculates the SPX by reference to the prices of the constituent stocks of the SPX without taking account of the value of dividends paid on those stocks. As a result, the return on the Notes will not reflect the return you would realize if you actually owned the SPX constituent stocks and received the dividends paid on those stocks.

#### *Computation of the SPX*

While SPDJI currently employs the following methodology to calculate the SPX, no assurance can be given that SPDJI will not modify or change this methodology in a manner that may affect payments on the Notes.

Historically, the market value of any component stock of the SPX was calculated as the product of the market price per share and the number of then outstanding shares of such component stock. In March 2005, SPDJI began shifting the SPX halfway from a market capitalization weighted formula to a float-adjusted formula, before moving the SPX to full float adjustment on September 16, 2005. SPDJI's criteria for selecting stocks for the SPX did not change with the shift to float adjustment. However, the adjustment affects each company's weight in the SPX.

Under float adjustment, the share counts used in calculating the SPX reflect only those shares that are available to investors, not all of a company's outstanding shares. Float adjustment excludes shares that are closely held by control groups, other publicly traded companies or government agencies.

In September 2012, all shareholdings representing more than 5% of a stock's outstanding shares, other than holdings by "block owners," were removed from the float for purposes of calculating the SPX. Generally, these "control holders" will include officers and directors, private equity, venture capital and special equity firms, other publicly traded companies that hold shares for control, strategic partners, holders of restricted shares, ESOPs, employee and family trusts, foundations associated with the company, holders of unlisted share classes of stock, government entities at all levels (other than government retirement/pension funds) and any individual person who controls a 5% or greater stake in a company as reported in regulatory filings. However, holdings by block owners, such as depository banks, pension funds, mutual funds and ETF providers, 401(k) plans of the company, government retirement/pension funds, investment funds of insurance companies, asset managers and investment funds, independent foundations and savings and investment plans, will ordinarily be considered part of the float.

Treasury stock, stock options, restricted shares, equity participation units, warrants, preferred stock, convertible stock, and rights are not part of the float. Shares held in a trust to allow investors in countries outside the country of domicile, such as depository shares and Canadian exchangeable shares, are normally part of the float unless those shares form a control block. If a company has multiple classes of stock outstanding, shares in an unlisted or non-traded class are treated as a control block.

For each stock, an investable weight factor ("IWF") is calculated by dividing the available float shares by the total shares outstanding. Available float shares are defined as the total shares outstanding less shares held by control holders. This calculation is subject to a 5% minimum threshold for control blocks. For example, if a company's officers and directors hold 3% of the company's shares, and no other control group holds 5% of the company's shares, SPDJI would assign that company an IWF of 1.00, as no control group meets the 5% threshold. However, if a company's officers and directors hold 3% of the company's shares and another control group holds 20% of the company's shares, SPDJI would assign an IWF of 0.77, reflecting the fact that 23% of the company's outstanding shares are considered to be held for control. As of July 31, 2017, companies with multiple share class lines are no longer eligible for inclusion in the SPX. Constituents of the SPX prior to July 31, 2017 with multiple share class lines will be grandfathered in and continue to be included in the SPX. If a constituent company of the SPX reorganizes into a multiple share class line structure, that company will remain in the SPX at the discretion of the S&P Index Committee in order to minimize turnover.

The SPX is calculated using a base-weighted aggregate methodology. The level of the SPX reflects the total market value of all component stocks relative to the base period of the years 1941 through 1943. An indexed number is used to represent the results of this calculation in order to make the level easier to work with and track over time. The actual total market value of the component stocks during the base period of the years 1941 through 1943 has been set to an indexed level of 10. This is often indicated by the notation 1941- 43 = 10. In practice, the daily calculation of the SPX is computed by dividing the total market value of the component stocks by the "index divisor." By itself, the index divisor is an arbitrary number. However, in the context of the calculation of the SPX, it serves as a link to the original base period level of the SPX. The index divisor keeps the SPX comparable over time and is the manipulation point for all adjustments to the SPX, which is index maintenance.

#### *Index Maintenance*

Index maintenance includes monitoring and completing the adjustments for company additions and deletions, share changes, stock splits, stock dividends, and stock price adjustments due to company restructuring or spinoffs. Some corporate actions, such as stock splits and stock dividends, require changes in the common shares outstanding and the stock prices of the companies in the SPX, and do not require index divisor adjustments.

To prevent the level of the SPX from changing due to corporate actions, corporate actions which affect the total market value of the SPX require an index divisor adjustment. By adjusting the index divisor for the change in market value, the level of the SPX remains constant and does not reflect the





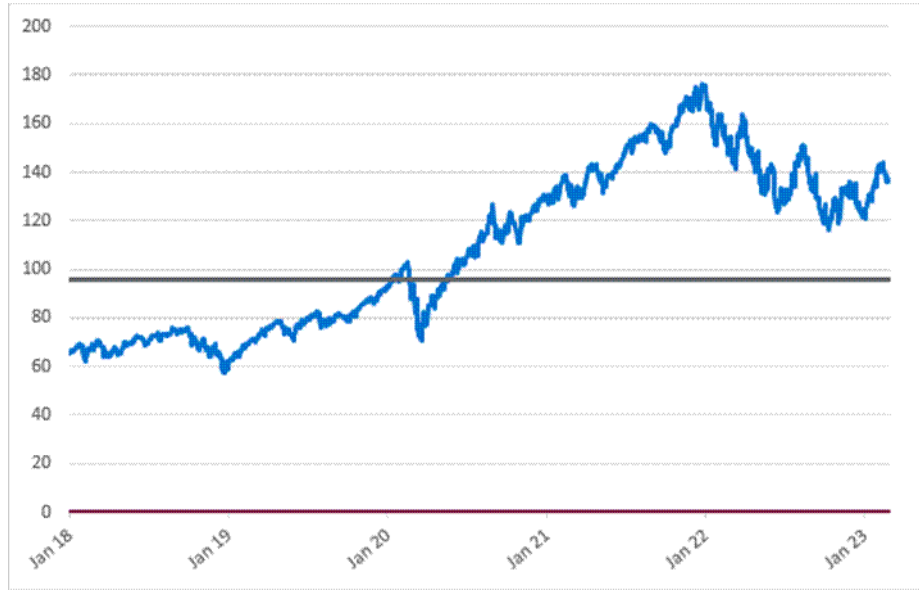
corporate actions of individual companies in the SPX. Index divisor adjustments are made after the close of trading and after the calculation of the SPX closing level.

Changes in a company's shares outstanding of 5.00% or more due to mergers, acquisitions, public offerings, tender offers, Dutch auctions, or exchange offers are made as soon as reasonably possible. Share changes due to mergers or acquisitions of publicly held companies that trade on a major exchange are implemented when the transaction occurs, even if both of the companies are not in the same headline index, and regardless of the size of the change. All other changes of 5.00% or more (due to, for example, company stock repurchases, private placements, redemptions, exercise of options, warrants, conversion of preferred stock, notes, debt, equity participation units, at-the-market offerings, or other recapitalizations) are made weekly and are announced on Fridays for implementation after the close of trading on the following Friday. Changes of less than 5.00% are accumulated and made quarterly on the third Friday of March, June, September, and December, and are usually announced two to five days prior.

If a change in a company's shares outstanding of 5.00% or more causes a company's IWF to change by five percentage points or more, the IWF is updated at the same time as the share change. IWF changes resulting from partial tender offers are considered on a case by case basis.

**Historical Performance of the XLK**

The following graph sets forth the daily historical performance of the XLK in the period from January 2, 2018 through the pricing date. We obtained this historical data from Bloomberg L.P. We have not independently verified the accuracy or completeness of the information obtained from Bloomberg L.P. The horizontal line in the graph represents the XLK's Threshold Value of \$95.56 (rounded to two decimal places), which is 70% of the XLK's Starting Value of \$136.52.



This historical data on the XLK is not necessarily indicative of the future performance of the XLK or what the value of the Notes may be. Any historical upward or downward trend in the Closing Market Price of the XLK during any period set forth above is not an indication that the Closing Market Price of the XLK is more or less likely to increase or decrease at any time over the term of the Notes.

Before investing in the Notes, you should consult publicly available sources for the Closing Market Prices and trading pattern of the XLK.





## Supplement to the Plan of Distribution; Role of BofAS and Conflicts of Interest

BofAS, a broker-dealer affiliate of ours, is a member of the Financial Industry Regulatory Authority, Inc. ("FINRA") and will participate as selling agent in the distribution of the Notes. Accordingly, the offering of the Notes will conform to the requirements of FINRA Rule 5121. BofAS may not make sales in this offering to any of its discretionary accounts without the prior written approval of the account holder.

We will deliver the Notes against payment therefor in New York, New York on a date that is greater than two business days following the pricing date. Under Rule 15c6-1 of the Securities Exchange Act of 1934, trades in the secondary market generally are required to settle in two business days, unless the parties to any such trade expressly agree otherwise. Accordingly, purchasers who wish to trade the Notes more than two business days prior to the original issue date will be required to specify alternative settlement arrangements to prevent a failed settlement.

Under our distribution agreement with BofAS, BofAS will purchase the Notes from us as principal at the public offering price indicated on the cover of this pricing supplement, less the indicated underwriting discount, if any. BofAS will sell the Notes to other broker-dealers that will participate in the offering and that are not affiliated with us, at an agreed discount to the principal amount. Each of those broker-dealers may sell the Notes to one or more additional broker-dealers. BofAS has informed us that these discounts may vary from dealer to dealer and that not all dealers will purchase or repurchase the Notes at the same discount. Certain dealers who purchase the Notes for sale to certain fee-based advisory accounts may forgo some or all of their selling concessions, fees or commissions. The public offering price for investors purchasing the Notes in these fee-based advisory accounts may be as low as \$995.00 per \$1,000 in principal amount of Notes.

BofAS and any of our other broker-dealer affiliates may use this pricing supplement and the accompanying product supplement, prospectus supplement and prospectus for offers and sales in secondary market transactions and market-making transactions in the Notes. However, they are not obligated to engage in such secondary market transactions and/or market-making transactions. These broker-dealer affiliates may act as principal or agent in these transactions, and any such sales will be made at prices related to prevailing market conditions at the time of the sale.

At BofAS's discretion, for a short, undetermined initial period after the issuance of the Notes, BofAS may offer to buy the Notes in the secondary market at a price that may exceed the initial estimated value of the Notes. Any price offered by BofAS for the Notes will be based on then-prevailing market conditions and other considerations, including the performance of the Underlyings and the remaining term of the Notes. However, none of us, the Guarantor, BofAS or any of our other affiliates is obligated to purchase your Notes at any price or at any time, and we cannot assure you that any party will purchase your Notes at a price that equals or exceeds the initial estimated value of the Notes.

Any price that BofAS may pay to repurchase the Notes will depend upon then prevailing market conditions, the creditworthiness of us and the Guarantor, and transaction costs. At certain times, this price may be higher than or lower than the initial estimated value of the Notes.

### Sales Outside of the United States

The Notes have not been approved for public sale in any jurisdiction outside of the United States. There has been no registration or filing as to the Notes with any regulatory, securities, banking, or local authority outside of the United States and no action has been taken by BofA Finance, BAC, BofAS or any other affiliate of BAC, to offer the Notes in any jurisdiction other than the United States. As such, these Notes are made available to investors outside of the United States only in jurisdictions where it is lawful to make such offer or sale and only under circumstances that will result in compliance with applicable laws and regulations, including private placement requirements.

Further, no offer or sale of the Notes is being made to residents of:

- Australia
- Barbados
- Belgium
- Crimea
- Cuba
- Curacao
- Gibraltar
- Indonesia
- Italy
- Iran
- Kazakhstan
- Malaysia
- New Zealand
- North Korea
- Norway
- Russia







Syria

You are urged to carefully review the selling restrictions that may be applicable to your jurisdiction beginning on page S-56 of the accompanying prospectus supplement.

#### European Economic Area and United Kingdom

None of this pricing supplement, the accompanying product supplement, the accompanying prospectus or the accompanying prospectus supplement is a prospectus for the purposes of the Prospectus Regulation (as defined below). This pricing supplement, the accompanying product supplement, the accompanying prospectus and the accompanying prospectus supplement have been prepared on the basis that any offer of Notes in any Member State of the European Economic Area (the "EEA") or in the United Kingdom (each, a "Relevant State") will only be made to a legal entity which is a qualified investor under the Prospectus Regulation ("Qualified Investors"). Accordingly any person making or intending to make an offer in that Relevant State of Notes which are the subject of the offering contemplated in this pricing supplement, the accompanying product supplement, the accompanying prospectus and the accompanying prospectus supplement may only do so with respect to Qualified Investors. Neither BofA Finance nor BAC has authorized, nor does it authorize, the making of any offer of Notes other than to Qualified Investors. The expression "Prospectus Regulation" means Regulation (EU) 2017/1129.

**PROHIBITION OF SALES TO EEA AND UNITED KINGDOM RETAIL INVESTORS** – The Notes are not intended to be offered, sold or otherwise made available to and should not be offered, sold or otherwise made available to any retail investor in the EEA or in the United Kingdom. For these purposes: (a) a retail investor means a person who is one (or more) of: (i) a retail client as defined in point (11) of Article 4(1) of Directive 2014/65/EU, as amended ("MiFID II"); or (ii) a customer within the meaning of Directive (EU) 2016/97 (the Insurance Distribution Directive) where that customer would not qualify as a professional client as defined in point (10) of Article 4(1) of MiFID II; or (iii) not a qualified investor as defined in the Prospectus Regulation; and (b) the expression "offer" includes the communication in any form and by any means of sufficient information on the terms of the offer and the Notes to be offered so as to enable an investor to decide to purchase or subscribe for the Notes. Consequently no key information document required by Regulation (EU) No 1286/2014, as amended (the "PRIIPs Regulation") for offering or selling the Notes or otherwise making them available to retail investors in the EEA or in the United Kingdom has been prepared and therefore offering or selling the Notes or otherwise making them available to any retail investor in the EEA or in the United Kingdom may be unlawful under the PRIIPs Regulation.

#### United Kingdom

The communication of this pricing supplement, the accompanying product supplement, the accompanying prospectus supplement, the accompanying prospectus and any other document or materials relating to the issue of the Notes offered hereby is not being made, and such documents and/or materials have not been approved, by an authorized person for the purposes of section 21 of the United Kingdom's Financial Services and Markets Act 2000, as amended (the "FSMA"). Accordingly, such documents and/or materials are not being distributed to, and must not be passed on to, the general public in the United Kingdom. The communication of such documents and/or materials as a financial promotion is only being made to those persons in the United Kingdom who have professional experience in matters relating to investments and who fall within the definition of investment professionals (as defined in Article 19(5) of the Financial Services and Markets Act 2000 (Financial Promotion) Order 2005, as amended (the "Financial Promotion Order")), or who fall within Article 49(2)(a) to (d) of the Financial Promotion Order, or who are any other persons to whom it may otherwise lawfully be made under the Financial Promotion Order (all such persons together being referred to as "relevant persons"). In the United Kingdom, the Notes offered hereby are only available to, and any investment or investment activity to which this pricing supplement, the accompanying product supplement, the accompanying prospectus supplement and the accompanying prospectus relates will be engaged in only with, relevant persons. Any person in the United Kingdom that is not a relevant person should not act or rely on this pricing supplement, the accompanying product supplement, the accompanying prospectus supplement or the accompanying prospectus or any of their contents.

Any invitation or inducement to engage in investment activity (within the meaning of Section 21 of the FSMA) in connection with the issue or sale of the Notes may only be communicated or caused to be communicated in circumstances in which Section 21(1) of the FSMA does not apply to BofA Finance, as issuer, or BAC, as guarantor.

All applicable provisions of the FSMA must be complied with in respect to anything done by any person in relation to the Notes in, from or otherwise involving the United Kingdom.





## Structuring the Notes

The Notes are our debt securities, the return on which is linked to the performance of the Underlyings. The related guarantee is BAC's obligation. As is the case for all of our and BAC's respective debt securities, including our market-linked notes, the economic terms of the Notes reflect our and BAC's actual or perceived creditworthiness at the time of pricing. In addition, because market-linked notes result in increased operational, funding and liability management costs to us and BAC, BAC typically borrows the funds under these types of notes at a rate, which we refer to in this pricing supplement as BAC's internal funding rate, that is more favorable to BAC than the rate that it might pay for a conventional fixed or floating rate debt security. This generally relatively lower internal funding rate, which is reflected in the economic terms of the Notes, along with the fees and charges associated with market-linked notes, resulted in the initial estimated value of the Notes on the pricing date being less than their public offering price.

In order to meet our payment obligations on the Notes, at the time we issue the Notes, we may choose to enter into certain hedging arrangements (which may include call options, put options or other derivatives) with BofAS or one of our other affiliates. The terms of these hedging arrangements are determined based upon terms provided by BofAS and its affiliates, and take into account a number of factors, including our and BAC's creditworthiness, interest rate movements, the volatility of the Underlyings, the tenor of the Notes and the hedging arrangements. The economic terms of the Notes and their initial estimated value depend in part on the terms of these hedging arrangements.

BofAS has advised us that the hedging arrangements will include hedging related charges, reflecting the costs associated with, and our affiliates' profit earned from, these hedging arrangements. Since hedging entails risk and may be influenced by unpredictable market forces, actual profits or losses from these hedging transactions may be more or less than any expected amounts.

For further information, see "Risk Factors" beginning on page PS-7 above and "Supplemental Use of Proceeds" on page PS-20 of the accompanying product supplement.

## Validity of the Notes

In the opinion of McGuireWoods LLP, as counsel to BofA Finance, as issuer, and BAC, as guarantor, when the trustee has made the appropriate entries or notations on Schedule 1 to the master global note that represents the Notes (the "Master Note") identifying the Notes offered hereby as supplemental obligations thereunder in accordance with the instructions of BofA Finance, and the Notes have been delivered against payment therefor as contemplated in this pricing supplement and the related prospectus, prospectus supplement and product supplement, all in accordance with the provisions of the indenture governing the Notes and the related guarantee, such Notes will be the legal, valid and binding obligations of BofA Finance, and the related guarantee will be the legal, valid and binding obligation of BAC, subject, in each case, to the effects of applicable bankruptcy, insolvency (including laws relating to preferences, fraudulent transfers and equitable subordination), reorganization, moratorium and other similar laws affecting creditors' rights generally, and to general principles of equity. This opinion is given as of the date of this pricing supplement and is limited to the Delaware General Corporation Law and the Delaware Limited Liability Company Act (including the statutory provisions, all applicable provisions of the Delaware Constitution and reported judicial decisions interpreting either of the foregoing) and the laws of the State of New York as in effect on the date hereof. In addition, this opinion is subject to customary assumptions about the trustee's authorization, execution and delivery of the indenture governing the Notes and due authentication of the Master Note, the validity, binding nature and enforceability of the indenture governing the Notes and the related guarantee with respect to the trustee, the legal capacity of individuals, the genuineness of signatures, the authenticity of all documents submitted to McGuireWoods LLP as originals, the conformity to original documents of all documents submitted to McGuireWoods LLP as copies thereof, the authenticity of the originals of such copies and certain factual matters, all as stated in the opinion letter of McGuireWoods LLP dated December 8, 2022, which has been filed as an exhibit to the Registration Statement (File Nos. 333-268718 and 333-268718-01) of BAC and BofA Finance, filed with the SEC on December 8, 2022.





## U.S. Federal Income Tax Summary

The following summary of the material U.S. federal income and estate tax considerations of the acquisition, ownership, and disposition of the Notes supplements, and to the extent inconsistent supersedes, the discussion under "U.S. Federal Income Tax Considerations" in the accompanying prospectus and is not exhaustive of all possible tax considerations. This summary is based upon the Internal Revenue Code of 1986, as amended (the "Code"), regulations promulgated under the Code by the U.S. Treasury Department ("Treasury") (including proposed and temporary regulations), rulings, current administrative interpretations and official pronouncements of the IRS, and judicial decisions, all as currently in effect and all of which are subject to differing interpretations or to change, possibly with retroactive effect. No assurance can be given that the IRS would not assert, or that a court would not sustain, a position contrary to any of the tax consequences described below. This summary does not include any description of the tax laws of any state or local governments, or of any foreign government, that may be applicable to a particular holder.

Although the Notes are issued by us, they will be treated as if they were issued by BAC for U.S. federal income tax purposes. Accordingly throughout this tax discussion, references to "we," "our" or "us" are generally to BAC unless the context requires otherwise.

This summary is directed solely to U.S. Holders and Non-U.S. Holders that, except as otherwise specifically noted, will purchase the Notes upon original issuance and will hold the Notes as capital assets within the meaning of Section 1221 of the Code, which generally means property held for investment, and that are not excluded from the discussion under "U.S. Federal Income Tax Considerations" in the accompanying prospectus.

You should consult your own tax advisor concerning the U.S. federal income tax consequences to you of acquiring, owning, and disposing of the Notes, as well as any tax consequences arising under the laws of any state, local, foreign, or other tax jurisdiction and the possible effects of changes in U.S. federal or other tax laws.

### General

Although there is no statutory, judicial, or administrative authority directly addressing the characterization of the Notes, in the opinion of our counsel, Sidley Austin LLP, and based on certain factual representations received from us, the Notes should be treated as single financial contracts with respect to the Underlyings and under the terms of the Notes, we and every investor in the Notes agree, in the absence of an administrative determination or judicial ruling to the contrary, to treat the Notes in accordance with such characterization. This discussion assumes that the Notes constitute single financial contracts with respect to the Underlyings for U.S. federal income tax purposes. If the Notes did not constitute single financial contracts, the tax consequences described below would be materially different.

*This characterization of the Notes is not binding on the IRS or the courts. No statutory, judicial, or administrative authority directly addresses the characterization of the Notes or any similar instruments for U.S. federal income tax purposes, and no ruling is being requested from the IRS with respect to their proper characterization and treatment. Due to the absence of authorities on point, significant aspects of the U.S. federal income tax consequences of an investment in the Notes are not certain, and no assurance can be given that the IRS or any court will agree with the characterization and tax treatment described in this pricing supplement. Accordingly, you are urged to consult your tax advisor regarding all aspects of the U.S. federal income tax consequences of an investment in the Notes, including possible alternative characterizations.*

Unless otherwise stated, the following discussion is based on the characterization described above. The discussion in this section assumes that there is a significant possibility of a significant loss of principal on an investment in the Notes.

We will not attempt to ascertain whether the issuer of an Underlying or the issuer of any component stock included in an Underlying that is an index would be treated as a "passive foreign investment company" ("PFIC"), within the meaning of Section 1297 of the Code, or a United States real property holding corporation, within the meaning of Section 897(c) of the Code. If the issuer of an Underlying or the issuer of one or more stocks included in an Underlying that is an index were so treated, certain adverse U.S. federal income tax consequences could possibly apply to a holder of the Notes. You should refer to information filed with the SEC by the issuer of an Underlying or the issuers of the component stocks included in an Underlying that is an index and consult your tax advisor regarding the possible consequences to you, if any, if the issuer of an Underlying or the issuer of any component stock included in an Underlying that is an index is or becomes a PFIC or is or becomes a United States real property holding corporation.

### U.S. Holders

Upon receipt of a cash payment at maturity or upon a sale or exchange of the Notes prior to maturity, a U.S. Holder generally will recognize capital gain or loss equal to the difference between the amount realized and the U.S. Holder's tax basis in the Notes. A U.S. Holder's tax basis in the Notes will equal the amount paid by that holder to acquire them. Subject to the discussion below concerning the possible application of the "constructive ownership" rules of Section 1260 of the Code, this capital gain or loss generally will be long-term capital gain or loss if the U.S. Holder held the Notes for more than one year. The deductibility of capital losses is subject to limitations.

Possible Application of Section 1260 of the Code. Since one Underlying is the type of financial asset described under Section 1260 of the Code (including, among others, any equity interest in pass-through entities such as exchange traded funds, regulated investment companies, real estate





investment trusts, partnerships, and passive foreign investment companies, each a "Section 1260 Financial Asset"), while the matter is not entirely clear, there may exist a risk that an investment in the Notes will be treated, in whole or in part, as a "constructive ownership transaction" to which Section 1260 of the Code applies. If Section 1260 of the Code applies, all or a portion of any long-term capital gain recognized by a U.S. Holder in respect of the Notes will be recharacterized as ordinary income (the "Excess Gain"). In addition, an interest charge will also apply to any deemed underpayment of tax in respect of any Excess Gain to the extent such gain would have resulted in gross income inclusion for the U.S. Holder in taxable years prior to the taxable year of the sale, exchange, redemption, or settlement (assuming such income accrued at a constant rate equal to the applicable federal rate as of the date of sale, exchange, redemption, or settlement).

If an investment in the Notes is treated as a constructive ownership transaction, it is not clear to what extent any long-term capital gain of a U.S. Holder in respect of the Notes will be recharacterized as ordinary income. It is possible, for example, that the amount of the Excess Gain (if any) that would be recharacterized as ordinary income in respect of the Notes will equal the excess of (i) any long-term capital gain recognized by the U.S. Holder in respect of the Notes and attributable to Section 1260 Financial Assets, over (ii) the "net underlying long-term capital gain" (as defined in Section 1260 of the Code) such U.S. Holder would have had if such U.S. Holder had acquired an amount of the corresponding Section 1260 Financial Assets at fair market value on the original issue date for an amount equal to the portion of the issue price of the Notes attributable to the corresponding Section 1260 Financial Assets and sold such amount of Section 1260 Financial Assets at maturity or upon sale, exchange or redemption of the Notes at fair market value. Unless otherwise established by clear and convincing evidence, the net underlying long-term capital gain is treated as zero and therefore it is possible that all long-term capital gain recognized by a U.S. Holder in respect of the Notes will be recharacterized as ordinary income if Section 1260 of the Code applies to an investment in the Notes. U.S. Holders should consult their tax advisors regarding the potential application of Section 1260 of the Code to an investment in the Notes.

As described below, the IRS, as indicated in Notice 2008-2 (the "Notice"), is considering whether Section 1260 of the Code generally applies or should apply to the Notes, including in situations where the Underlyings are not the type of financial asset described under Section 1260 of the Code.

*Alternative Tax Treatments.* Due to the absence of authorities that directly address the proper tax treatment of the Notes, prospective investors are urged to consult their tax advisors regarding all possible alternative tax treatments of an investment in the Notes. In particular, the IRS could seek to subject the Notes to the Treasury regulations governing contingent payment debt instruments. If the IRS were successful in that regard, the timing and character of income on the Notes would be affected significantly. Among other things, a U.S. Holder would be required to accrue original issue discount every year at a "comparable yield" determined at the time of issuance. In addition, any gain realized by a U.S. Holder at maturity or upon a sale or exchange of the Notes generally would be treated as ordinary income, and any loss realized at maturity or upon a sale or exchange of the Notes generally would be treated as ordinary loss to the extent of the U.S. Holder's prior accruals of original issue discount, and as capital loss thereafter.

The Notice sought comments from the public on the taxation of financial instruments currently taxed as "prepaid forward contracts." This Notice addresses instruments such as the Notes. According to the Notice, the IRS and Treasury are considering whether a holder of an instrument such as the Notes should be required to accrue ordinary income on a current basis, regardless of whether any payments are made prior to maturity. It is not possible to determine what guidance the IRS and Treasury will ultimately issue, if any. Any such future guidance may affect the amount, timing and character of income, gain, or loss in respect of the Notes, possibly with retroactive effect.

The IRS and Treasury are also considering additional issues, including whether additional gain or loss from such instruments should be treated as ordinary or capital, whether foreign holders of such instruments should be subject to withholding tax on any deemed income accruals, whether Section 1260 of the Code, concerning certain "constructive ownership transactions," generally applies or should generally apply to such instruments, and whether any of these determinations depend on the nature of the underlying asset.

In addition, proposed Treasury regulations require the accrual of income on a current basis for contingent payments made under certain notional principal contracts. The preamble to the regulations states that the "wait and see" method of accounting does not properly reflect the economic accrual of income on those contracts, and requires current accrual of income for some contracts already in existence. While the proposed regulations do not apply to prepaid forward contracts, the preamble to the proposed regulations expresses the view that similar timing issues exist in the case of prepaid forward contracts. If the IRS or Treasury publishes future guidance requiring current economic accrual for contingent payments on prepaid forward contracts, it is possible that you could be required to accrue income over the term of the Notes.

Because of the absence of authority regarding the appropriate tax characterization of the Notes, it is also possible that the IRS could seek to characterize the Notes in a manner that results in tax consequences that are different from those described above. For example, the IRS could possibly assert that any gain or loss that a holder may recognize at maturity or upon the sale or exchange of the Notes should be treated as ordinary gain or loss.

Because some Underlyings are indices that periodically rebalance, it is possible that the Notes could be treated as a series of contingent income-bearing single financial contracts, each of which matures on the next rebalancing date. If the Notes were properly characterized in such a manner, a U.S. Holder would be treated as disposing of the Notes on each rebalancing date in return for new Notes that mature on the next rebalancing date, and a U.S. Holder would accordingly likely recognize capital gain or loss on each rebalancing date equal to the difference between the holder's tax







basis in the Notes (which would be adjusted to take into account any prior recognition of gain or loss) and the fair market value of the Notes on such date.

#### **Non-U.S. Holders**

Except as discussed below, a Non-U.S. Holder generally will not be subject to U.S. federal income or withholding tax for amounts paid in respect of the Notes provided that the Non-U.S. Holder complies with applicable certification requirements and that the payment is not effectively connected with the conduct by the Non-U.S. Holder of a U.S. trade or business. Notwithstanding the foregoing, gain from the sale or exchange of the Notes or their settlement at maturity may be subject to U.S. federal income tax if that Non-U.S. Holder is a non-resident alien individual and is present in the U.S. for 183 days or more during the taxable year of the sale, exchange, or settlement and certain other conditions are satisfied.

If a Non-U.S. Holder of the Notes is engaged in the conduct of a trade or business within the U.S. and if any gain realized on the settlement at maturity, or upon sale or exchange of the Notes, is effectively connected with the conduct of such trade or business (and, if certain tax treaties apply, is attributable to a permanent establishment maintained by the Non-U.S. Holder in the U.S.), the Non-U.S. Holder, although exempt from U.S. federal withholding tax, generally will be subject to U.S. federal income tax on such gain on a net income basis in the same manner as if it were a U.S. Holder. Such Non-U.S. Holders should read the material under the heading “—U.S. Holders,” for a description of the U.S. federal income tax consequences of acquiring, owning, and disposing of the Notes. In addition, if such Non-U.S. Holder is a foreign corporation, it may also be subject to a branch profits tax equal to 30% (or such lower rate provided by any applicable tax treaty) of a portion of its earnings and profits for the taxable year that are effectively connected with its conduct of a trade or business in the U.S., subject to certain adjustments.

A “dividend equivalent” payment is treated as a dividend from sources within the United States and such payments generally would be subject to a 30% U.S. withholding tax if paid to a Non-U.S. Holder. Under Treasury regulations, payments (including deemed payments) with respect to equity-linked instruments (“ELIs”) that are “specified ELIs” may be treated as dividend equivalents if such specified ELIs reference an interest in an “underlying security,” which is generally any interest in an entity taxable as a corporation for U.S. federal income tax purposes if a payment with respect to such interest could give rise to a U.S. source dividend. However, IRS guidance provides that withholding on dividend equivalent payments will not apply to specified ELIs that are not delta-one instruments and that are issued before January 1, 2025. Based on our determination that the Notes are not delta-one instruments, Non-U.S. Holders should not be subject to withholding on dividend equivalent payments, if any, under the Notes. However, it is possible that the Notes could be treated as deemed reissued for U.S. federal income tax purposes upon the occurrence of certain events affecting the Underlyings or the Notes, and following such occurrence the Notes could be treated as subject to withholding on dividend equivalent payments. Non-U.S. Holders that enter, or have entered, into other transactions in respect of the Underlyings or the Notes should consult their tax advisors as to the application of the dividend equivalent withholding tax in the context of the Notes and their other transactions. If any payments are treated as dividend equivalents subject to withholding, we (or the applicable paying agent) would be entitled to withhold taxes without being required to pay any additional amounts with respect to amounts so withheld.

As discussed above, alternative characterizations of the Notes for U.S. federal income tax purposes are possible. Should an alternative characterization, by reason of change or clarification of the law, by regulation or otherwise, cause payments as to the Notes to become subject to withholding tax, tax will be withheld at the applicable statutory rate. As discussed above, the IRS has indicated in the Notice that it is considering whether income in respect of instruments such as the Notes should be subject to withholding tax. Prospective Non-U.S. Holders should consult their own tax advisors regarding the tax consequences of such alternative characterizations.

*U.S. Federal Estate Tax.* Under current law, while the matter is not entirely clear, individual Non-U.S. Holders, and entities whose property is potentially includible in those individuals’ gross estates for U.S. federal estate tax purposes (for example, a trust funded by such an individual and with respect to which the individual has retained certain interests or powers), should note that, absent an applicable treaty benefit, a Note is likely to be treated as U.S. situs property, subject to U.S. federal estate tax. These individuals and entities should consult their own tax advisors regarding the U.S. federal estate tax consequences of investing in a Note.

#### **Backup Withholding and Information Reporting**

Please see the discussion under “U.S. Federal Income Tax Considerations — General — Backup Withholding and Information Reporting” in the accompanying prospectus for a description of the applicability of the backup withholding and information reporting rules to payments made on the Notes.





## Where You Can Find More Information

The terms and risks of the Notes are contained in this pricing supplement and in the following related product supplement, prospectus supplement and prospectus, which can be accessed at the following links:

- Product Supplement EQUITY-1 dated December 30, 2022:  
<http://www.sec.gov/Archives/edgar/data/1682472/000119312522315473/d429684d424b2.htm>
- Series A MTN prospectus supplement dated December 30, 2022 and prospectus dated December 30, 2022:  
<http://www.sec.gov/Archives/edgar/data/1682472/000119312522315195/d409418d424b3.htm>

This pricing supplement and the accompanying product supplement, prospectus supplement and prospectus have been filed as part of a registration statement with the SEC, which may, without cost, be accessed on the SEC website at [www.sec.gov](http://www.sec.gov) or obtained from BofAS by calling 1-800-294-1322. Before you invest, you should read this pricing supplement and the accompanying product supplement, prospectus supplement and prospectus for information about us, BAC and this offering. Any prior or contemporaneous oral statements and any other written materials you may have received are superseded by this pricing supplement and the accompanying product supplement, prospectus supplement and prospectus. Certain terms used but not defined in this pricing supplement have the meanings set forth in the accompanying product supplement or prospectus supplement. Unless otherwise indicated or unless the context requires otherwise, all references in this document to "we," "us," "our," or similar references are to BofA Finance, and not to BAC.

The Notes are our senior debt securities. Any payments on the Notes are fully and unconditionally guaranteed by BAC. The Notes and the related guarantee are not insured by the Federal Deposit Insurance Corporation or secured by collateral. The Notes will rank equally in right of payment with all of our other unsecured and unsubordinated obligations, except obligations that are subject to any priorities or preferences by law. The related guarantee will rank equally in right of payment with all of BAC's other unsecured and unsubordinated obligations, except obligations that are subject to any priorities or preferences by law, and senior to its subordinated obligations. Any payments due on the Notes, including any repayment of the principal amount, will be subject to the credit risk of BofA Finance, as issuer, and BAC, as guarantor.





The prospectus to which this Exhibit is attached is a final prospectus for the related offering. The maximum aggregate offering price for such offering is \$526,000.00.

