

BofA Finance LLC
STRUCTURED INVESTMENTS

Opportunities in U.S. and International Equities
 \$5,064,000 Contingent Income Auto-Callable Securities due May 15, 2026

Payments on the Securities Based on the Worst Performing of the Consumer Staples Select Sector SPDR® Fund, the Energy Select Sector SPDR® Fund and the Health Care Select Sector SPDR® Fund

Fully and Unconditionally Guaranteed by Bank of America Corporation
 Principal at Risk Securities

The securities do not guarantee the repayment of principal and do not provide for the regular payment of interest. Instead, the securities will pay a contingent quarterly coupon **but only if** the determination closing price of **each of the Consumer Staples Select Sector SPDR® Fund, the Energy Select Sector SPDR® Fund and the Health Care Select Sector SPDR® Fund** on the applicable quarterly observation date is **greater than or equal to 60% of its respective initial share price**, which we refer to as the respective coupon barrier level. If the determination closing price of **any of the underlying shares** is less than its respective coupon barrier level on any observation date, we will pay no contingent quarterly coupon for the related quarterly period. In addition, starting three months after the original issue date, the securities will be automatically redeemed if the determination closing price of **each of the underlying shares** is **greater than or equal to** its respective **initial share price** on any quarterly redemption determination date, for the early redemption payment equal to the sum of the stated principal amount *plus* the related contingent quarterly coupon. No further payments will be made on the securities once they have been redeemed. At maturity, if the securities have not previously been redeemed and the final share price of **each of the underlying shares** is greater than or equal to 60% of the respective initial share price, which we refer to as the downside threshold level, the payment at maturity will be the stated principal amount and the related contingent quarterly coupon. If, however, the final share price of **any of the underlying shares** is less than its downside threshold level, investors will be exposed to the decline in the worst performing of the underlying shares on a 1-to-1 basis and will receive a payment at maturity that is less than 60% of the stated principal amount of the securities and could be zero. **Accordingly, investors in the securities must be willing to accept the risk of losing their entire initial investment based on the performance of any of the underlying shares and also the risk of not receiving any quarterly coupons during the entire 3-year term of the securities.** Because payments on the securities are based on the worst performing of the underlying shares, a decline beyond the respective coupon barrier level on any observation date and/or beyond the respective downside threshold level on the final observation date, as applicable, of **any of the underlying shares** will result in the forfeiture of contingent quarterly coupons and/or a significant loss of your investment, as applicable, even if the other underlying shares have appreciated or have not declined as much. Investors will not participate in any appreciation in any of the underlying shares. The securities are for investors who are willing to risk their principal and seek an opportunity to earn contingent quarterly coupon payments at a potentially above-market rate in exchange for the risk of receiving no contingent quarterly coupon payments if **any of the underlying shares** closes below its respective coupon barrier level on the observation dates, and the risk of an automatic early redemption of the securities. The securities are our senior debt securities. Any payments on the securities are fully and unconditionally guaranteed by Bank of America Corporation ("BAC"). The securities are issued as part of BofA Finance LLC's ("BofA Finance") "Medium-Term Notes, Series A" program.

All payments on the securities are subject to the credit risk of BofA Finance, as issuer of the securities, and BAC, as guarantor of the securities. If we default on our obligations, you could lose some or all of your investment. These securities are not secured obligations and you will not have any security interest in, or otherwise have any access to, any underlying reference asset or assets.

SUMMARY TERMS	
Issuer:	BofA Finance
Guarantor:	BAC
Underlying shares:	The Consumer Staples Select Sector SPDR® Fund (Bloomberg symbol: "XLP"), the Energy Select Sector SPDR® Fund (Bloomberg symbol: "XLE") and the Health Care Select Sector SPDR® Fund (Bloomberg symbol "XLV")
Aggregate principal amount:	\$5,064,000
Stated principal amount:	\$1,000 per security
Issue price:	\$1,000 per security (see "Commissions and issue price" below)
Pricing date:	May 12, 2023
Original issue date:	May 17, 2023 (3 business days after the pricing date)
Maturity date:	May 15, 2026
Early redemption:	The securities are not subject to automatic early redemption until three months after the original issue date. Following this 3-month initial non-call period, if, on any redemption determination date, beginning on August 14, 2023, the determination closing price of each of the underlying shares is greater than or equal to its respective initial share price, the securities will be automatically redeemed for an early redemption payment on the related early redemption date. No further payments will be made on the securities once they have been redeemed. The securities will not be redeemed early on any early redemption date if the determination closing price of any of the underlying shares is below the respective initial share price for such underlying shares on the related redemption determination date.
Contingent quarterly coupon:	If, on any observation date , the determination closing price of each of the underlying shares is greater than or equal to its respective coupon barrier level, we will pay a contingent quarterly coupon of \$27.375 per security (equal to a rate of 2.7375% per quarter or 10.95% per annum) on the related coupon payment date. If, on any observation date , the determination closing price of any of the underlying shares is less than its respective coupon barrier level, no contingent quarterly coupon will be paid with respect to that observation date. It is possible that one or more of the underlying shares will close below the respective coupon barrier level(s) on most or all of the observation dates throughout the entire term of the securities so that you will receive few or no contingent quarterly coupons.
Payment at maturity:	If the securities have not previously been redeemed, investors will receive on the maturity date a payment at maturity determined as follows: If the final share price of each of the underlying shares is greater than or equal to its respective downside threshold level: the stated principal amount and the contingent quarterly coupon otherwise due with respect to the final observation date. If the final share price of any of the underlying shares is less than its respective downside threshold level: (i) the stated principal amount <i>multiplied by</i> (ii) the share performance factor of the worst performing of the underlying shares. Under these circumstances, the payment at maturity will be less than 60% of the stated principal amount of the securities and could be zero.

Terms continued on the following page

Agent:	BofA Securities, Inc. ("BofAS"), an affiliate of BofA Finance		
Estimated value on the pricing date:	\$964.70 per \$1,000 in principal amount of securities, which is less than the public offering price listed below. The actual value of your securities at any time will reflect many factors and cannot be predicted with accuracy. See "Additional Information About the Securities—Structuring the securities" in this pricing supplement.		
Commissions and issue price:	Price to public	Agent's commissions and fees	Proceeds to BofA Finance
Per security	\$1,000.00	\$17.50 ⁽¹⁾	
		\$5.00 ⁽²⁾	\$977.50
Total	\$5,064,000.00	\$113,940.00	\$4,950,060.00

⁽¹⁾ Morgan Stanley Wealth Management and its financial advisors will collectively receive from the agent, BofAS, a fixed sales commission of \$17.50 for each security they sell. See "Supplement to the plan of distribution; role of BofAS and conflicts of interest" in this pricing supplement.

⁽²⁾ Reflects a structuring fee payable to Morgan Stanley Wealth Management by the agent or its affiliates of \$5.00 for each security.

There are important differences between the securities and a conventional debt security. Potential purchasers of the securities should consider the information in "Risk Factors" beginning on page 10 of this pricing supplement, page PS-5 of the accompanying product supplement, page S-6 of the accompanying prospectus supplement, and page 7 of the accompanying prospectus.

None of the Securities and Exchange Commission (the "SEC"), any state securities commission, or any other regulatory body has approved or disapproved of these securities or determined if this pricing supplement and the accompanying product supplement, prospectus supplement and prospectus is truthful or complete. Any representation to the contrary is a criminal offense.

The securities are not deposits or savings accounts and are not insured by the Federal Deposit Insurance Corporation or any other governmental agency or instrumentality, nor are they obligations of, or guaranteed by, a bank.

Before you invest, you should read this pricing supplement and the accompanying product supplement, prospectus supplement and prospectus for information about us, BAC and this offering, each of which can be accessed via the hyperlinks below. Please also see "Additional Terms of the Securities" and "Additional Information About the Securities" in this pricing supplement.

Unless otherwise indicated or unless the context requires otherwise, all references in this document to "we," "us," "our," or similar references are to BofA Finance, and not to BAC.

[Series A MTN prospectus supplement dated December 30, 2022 and prospectus dated December 30, 2022](#) and [Product Supplement EQUITY-1 dated December 30, 2022](#)

Contingent Income Auto-Callable Securities due May 15, 2026

Payments on the Securities Based on the Worst Performing of the Consumer Staples Select Sector SPDR® Fund, the Energy Select Sector SPDR® Fund and the Health Care Select Sector SPDR® Fund
Principal at Risk Securities

Terms continued from previous page:

Early redemption payment:	The early redemption payment will be an amount equal to (i) the stated principal amount <i>plus</i> (ii) the contingent quarterly coupon with respect to the related observation date.
Determination closing price:	With respect to each of the underlying shares, the closing price of such underlying shares on any redemption determination date or observation date (other than the final observation date) <i>times</i> the adjustment factor for such underlying shares on such redemption determination date or observation date, as applicable.
Redemption determination dates:	Quarterly. See "Observation Dates, Redemption Determination Dates, Coupon Payment Dates and Early Redemption Dates" below.
Early redemption dates:	Quarterly. See "Observation Dates, Redemption Determination Dates, Coupon Payment Dates and Early Redemption Dates" below.
Initial share price:	With respect to the XLP: \$77.12, which is the closing price of such underlying shares on the pricing date With respect to the XLE: \$78.52, which is the closing price of such underlying shares on the pricing date With respect to the XLV: \$132.19, which is the closing price of such underlying shares on the pricing date
Final share price:	With respect to each of the underlying shares, the closing price for such underlying shares on the final observation date <i>times</i> the adjustment factor for such underlying shares on such date.
Worst performing of the underlying shares:	The underlying shares with the largest percentage decrease from the respective initial share price to the respective final share price
Share performance factor:	With respect to each of the underlying shares, its final share price divided by its initial share price
Adjustment factor:	With respect to each of the underlying shares, 1.0, subject to adjustment in the event of certain events affecting such underlying shares as described in "Description of the Notes—Anti-Dilution and Discontinuance Adjustments Relating to ETFs" beginning on page PS-28 of the accompanying product supplement.
Coupon barrier level:	With respect to the XLP: \$46.27, which is 60% of the initial share price for such underlying shares (rounded to two decimal places) With respect to the XLE: \$47.11, which is 60% of the initial share price for such underlying shares (rounded to two decimal places) With respect to the XLV: \$79.31, which is 60% of the initial share price for such underlying shares (rounded to two decimal places)
Downside threshold level:	With respect to the XLP: \$46.27, which is 60% of the initial share price for such underlying shares (rounded to two decimal places) With respect to the XLE: \$47.11, which is 60% of the initial share price for such underlying shares (rounded to two decimal places) With respect to the XLV: \$79.31, which is 60% of the initial share price for such underlying shares (rounded to two decimal places)
Coupon payment dates:	Quarterly, as set forth under "Observation Dates, Redemption Determination Dates, Coupon Payment Dates and Early Redemption Dates" below.
Final observation date:	May 12, 2026, subject to postponement as set forth in "Description of the Notes—Certain Terms of the Notes—Events Relating to Observation Dates" beginning on page PS-23 of the accompanying product supplement.
Observation dates:	Quarterly, as set forth under "Observation Dates, Redemption Determination Dates, Coupon Payment Dates and Early Redemption Dates" below, subject to postponement as set forth in "Description of the Notes—Certain Terms of the Notes—Events Relating to Observation Dates" beginning on page PS-23 of the accompanying product supplement.
CUSIP / ISIN:	09709VWG7 / US09709VWG75
Listing:	The securities will not be listed on any securities exchange.

Observation Dates, Redemption Determination Dates, Coupon Payment Dates and Early Redemption Dates

Observation Dates / Redemption Determination Dates	Coupon Payment Dates / Early Redemption Dates
August 14, 2023	August 17, 2023
November 13, 2023	November 16, 2023
February 12, 2024	February 15, 2024
May 13, 2024	May 16, 2024
August 12, 2024	August 15, 2024
November 12, 2024	November 15, 2024
February 12, 2025	February 18, 2025
May 12, 2025	May 15, 2025
August 12, 2025	August 15, 2025
November 12, 2025	November 17, 2025
February 12, 2026	February 18, 2026
May 12, 2026* (final observation date)	May 15, 2026** (maturity date)

*Denotes that such date is not a "Redemption Determination Date"

**Denotes that such date is not an "Early Redemption Date"

Contingent Income Auto-Callable Securities due May 15, 2026

Payments on the Securities Based on the Worst Performing of the Consumer Staples Select Sector SPDR® Fund, the Energy Select Sector SPDR® Fund and the Health Care Select Sector SPDR® Fund
Principal at Risk Securities

Investment Overview

Contingent Income Auto-Callable Securities

Principal at Risk Securities

Contingent Income Auto-Callable Securities due May 15, 2026 Payments on the Securities Based on the Worst Performing of the Consumer Staples Select Sector SPDR® Fund, the Energy Select Sector SPDR® Fund and the Health Care Select Sector SPDR® Fund (the "securities") do not guarantee the repayment of principal and do not provide for the regular payment of interest. Instead, the securities will pay a contingent quarterly coupon **but only if** the determination closing price of **each of the Consumer Staples Select Sector SPDR® Fund, the Energy Select Sector SPDR® Fund and the Health Care Select Sector SPDR® Fund** on the applicable quarterly observation date is **greater than or equal to 60% of its respective initial share price**, which we refer to as the respective coupon barrier level. If the determination closing price of **any of the underlying shares** is less than the coupon barrier level for such underlying shares on any observation date, we will pay no contingent quarterly coupon for the related quarterly period. In addition, starting three months after the original issue date, the securities will be automatically redeemed if the determination closing price of **each** of the underlying shares is **greater than or equal to its respective initial share price** on any quarterly redemption determination date, for the early redemption payment equal to the sum of the stated principal amount *plus* the related contingent quarterly coupon. No further payments will be made on the securities once they have been redeemed. At maturity, if the securities have not previously been redeemed and the final share price of **each** of the underlying shares is greater than or equal to 60% of the respective initial share price, which we refer to as the downside threshold level, the payment at maturity will be the stated principal amount and the related contingent quarterly coupon. If, however, the final share price of **any** of the underlying shares is less than its downside threshold level, investors will be exposed to the decline in the worst performing of the underlying shares on a 1-to-1 basis and will receive a payment at maturity that is less than 60% of the stated principal amount of the securities and could be zero. **Accordingly, investors in the securities must be willing to accept the risk of losing their entire initial investment based on the performance of any of the underlying shares and also the risk of not receiving any quarterly coupons throughout the entire term of the securities.**

Maturity: Approximately 3 years, unless automatically redeemed.

Contingent quarterly coupon: If, on **any observation date**, the determination closing price of **each of the underlying shares** is **greater than or equal to** its respective coupon barrier level, we will pay a contingent quarterly coupon of \$27.375 per security (equal to a rate of 2.7375% per quarter or 10.95% per annum) on the related coupon payment date.

If, on **any observation date**, the determination closing price of **any of the underlying shares** is **less than** the coupon barrier level for such underlying shares, no contingent quarterly coupon will be paid with respect to that observation date. **It is possible that one or more of the underlying shares will close below the respective coupon barrier level(s) on most or all of the observation dates throughout the entire term of the securities so that you will receive few or no contingent quarterly coupons.**

Automatic early redemption (beginning after three months):

If, on any redemption determination date, beginning on August 14, 2023, the determination closing price of each of the underlying shares is greater than or equal to its respective initial share price, the securities will be automatically redeemed for an early redemption payment on the related early redemption date. No further payments will be made on the securities once they have been redeemed.

Payment at maturity:

If the securities have not previously been redeemed, investors will receive on the maturity date a payment at maturity determined as follows:

- If the final share price of **each** of the underlying shares is **greater than or equal to** its respective downside threshold level: the stated principal amount and the contingent quarterly coupon otherwise due with respect to the final observation date.
- If the final share price of **any** of the underlying shares is **less than** its respective downside threshold level: (i) the stated principal amount *multiplied by* (ii) the share performance factor of the worst performing of the underlying shares. Under these circumstances, the payment at maturity will be less than 60% of the stated principal amount of the securities and could be zero.

Any payments on the securities depend on the credit risk of BofA Finance, as issuer, and BAC, as guarantor, and on the performance of each of the underlying shares. The economic terms of the securities are based on BAC's internal funding rate, which is the rate it would pay to borrow funds through the issuance of market-linked notes, and the economic terms of certain related hedging arrangements BAC's affiliates enter into. BAC's internal funding rate is typically lower than the rate it would pay when it issues conventional fixed or floating rate debt securities. This difference in funding rate, as well as the agent's commissions and fees, if any, and the hedging related charges described below (see "Risk Factors" beginning on page 10), reduced the economic terms of the securities to you and the initial estimated value of the securities. Due to these factors, the public offering price you are paying to purchase the securities is greater than the initial estimated value of the securities as of the pricing date.

The initial estimated value of the securities as of the pricing date is set forth on the cover page of this pricing supplement. For more information about the initial estimated value and the structuring of the securities, see "Risk Factors" beginning on page 10 and "Structuring the securities" beginning on page 25.

Contingent Income Auto-Callable Securities due May 15, 2026

Payments on the Securities Based on the Worst Performing of the Consumer Staples Select Sector SPDR® Fund, the Energy Select Sector SPDR® Fund and the Health Care Select Sector SPDR® Fund
Principal at Risk Securities

The securities are our senior debt securities. Any payments on the securities are fully and unconditionally guaranteed by BAC. The securities and the related guarantee are not insured by the Federal Deposit Insurance Corporation or secured by collateral. The securities will rank equally in right of payment with all of our other unsecured and unsubordinated obligations, except obligations that are subject to any priorities or preferences by law. The related guarantee will rank equally in right of payment with all of BAC's other unsecured and unsubordinated obligations, except obligations that are subject to any priorities or preferences by law, and senior to its subordinated obligations. Any payments due on the securities, including any repayment of the principal amount, will be subject to the credit risk of BofA Finance, as issuer, and BAC, as guarantor.

Contingent Income Auto-Callable Securities due May 15, 2026

Payments on the Securities Based on the Worst Performing of the Consumer Staples Select Sector SPDR[®] Fund, the Energy Select Sector SPDR[®] Fund and the Health Care Select Sector SPDR[®] Fund
Principal at Risk Securities

Key Investment Rationale

The securities do not provide for the regular payment of interest and instead will pay a contingent quarterly coupon **but only if** the determination closing price of **each of the underlying shares is at or above** 60% of its initial share price, which we refer to as the respective coupon barrier level, on the related observation date. These securities are for investors who are willing to risk their principal and seek an opportunity to earn contingent quarterly coupon payments at a potentially above-market rate in exchange for the risk of receiving no contingent quarterly coupon payments if **any** of the underlying shares closes below the coupon barrier level for such underlying shares on the observation dates, and the risk of an automatic early redemption of the securities. The following scenarios are for illustration purposes only to demonstrate how the payment at maturity and contingent quarterly coupon (if the securities have not previously been redeemed) are determined, and do not attempt to demonstrate every situation that may occur. Accordingly, the securities may or may not be redeemed, the contingent quarterly coupon may be payable with respect to none of, or some but not all of, the quarterly periods, and the payment at maturity may be less than 60% of the stated principal amount and could be zero. Investors will not participate in any appreciation in any of the underlying shares.

Scenario 1: The securities are redeemed prior to maturity.

This scenario assumes that, prior to early redemption, each of the underlying shares closes at or above its **coupon barrier level** on some quarterly observation dates, but one or more of the underlying shares close below the respective coupon barrier level(s) on the others. Investors receive the contingent quarterly coupon with respect to each observation date for which each of the underlying shares closes at or above its respective coupon barrier level, but not for the quarterly periods for which one or more of the underlying shares close below the respective coupon barrier level on the related observation date.

Starting after three months, when **each** of the underlying shares closes at or above its respective **initial share price** on a quarterly redemption determination date, the securities will be automatically redeemed for the stated principal amount *plus* the contingent quarterly coupon with respect to the related observation date.

Scenario 2: The securities are not redeemed prior to maturity, and investors receive principal back at maturity.

This scenario assumes that each of the underlying shares closes at or above its respective coupon barrier level on some quarterly observation dates, but one or more of the underlying shares close below the respective coupon barrier levels for such underlying shares on the others, and each of the underlying shares closes below its respective initial share price on every quarterly redemption determination date. Consequently, the securities are not automatically redeemed and investors will receive the contingent quarterly coupon for the quarterly periods for which the determination closing price of each of the underlying shares is at or above its respective coupon barrier level on the related observation date, but not for the quarterly periods for which one or more underlying shares close below the respective coupon barrier levels on the related observation date. On the final observation date, each of the underlying shares closes at or above its downside threshold level. At maturity, investors receive the stated principal amount and the contingent quarterly coupon with respect to the final observation date.

Scenario 3: The securities are not redeemed prior to maturity, and investors suffer a substantial loss of principal at maturity.

This scenario assumes that one or more of the underlying shares close below the respective coupon barrier levels on every quarterly observation date and each of the underlying shares closes below its respective initial share price on every quarterly redemption determination date. Consequently, the securities are not automatically redeemed and, since one or more of the underlying shares close below the respective coupon barrier levels on every quarterly observation date, investors do not receive any contingent quarterly coupons. On the final observation date, one or more of the underlying shares close below the respective downside threshold levels. At maturity, investors will receive an amount equal to the stated principal amount multiplied by the share performance factor of the worst performing of the underlying shares. Under these circumstances, the payment at maturity will be less than 60% of the stated principal amount and could be zero.

Contingent Income Auto-Callable Securities due May 15, 2026

Payments on the Securities Based on the Worst Performing of the Consumer Staples Select Sector SPDR® Fund, the Energy Select Sector SPDR® Fund and the Health Care Select Sector SPDR® Fund
Principal at Risk Securities

How the Securities Work

The following diagrams illustrate the potential outcomes for the securities depending on (1) the determination closing prices on each quarterly observation date, (2) the determination closing prices on each quarterly redemption determination date (starting after three months) and (3) the final share prices. Please see "Hypothetical Examples" beginning on page 7 for illustration of hypothetical payouts on the securities.

Diagram #1: First Eleven Observation Dates / the Redemption Determination Dates

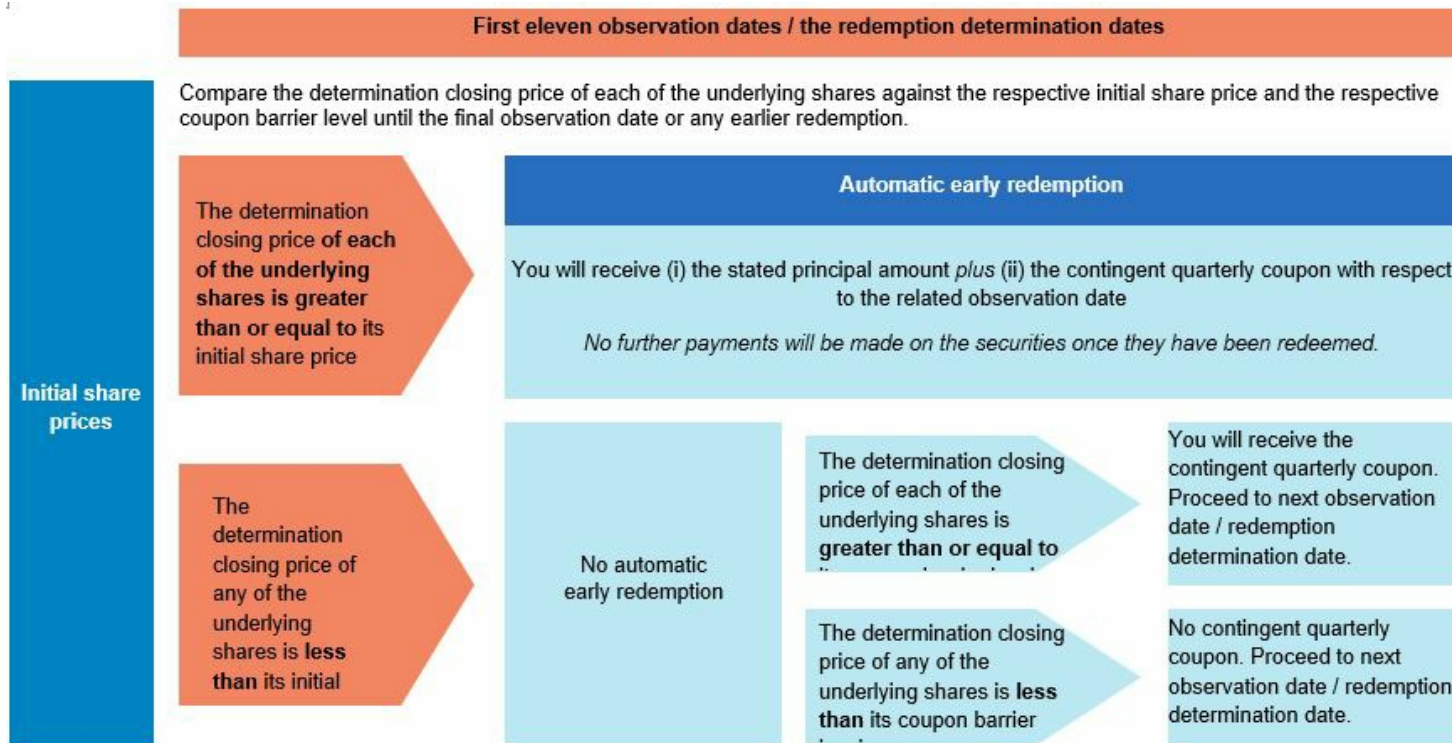
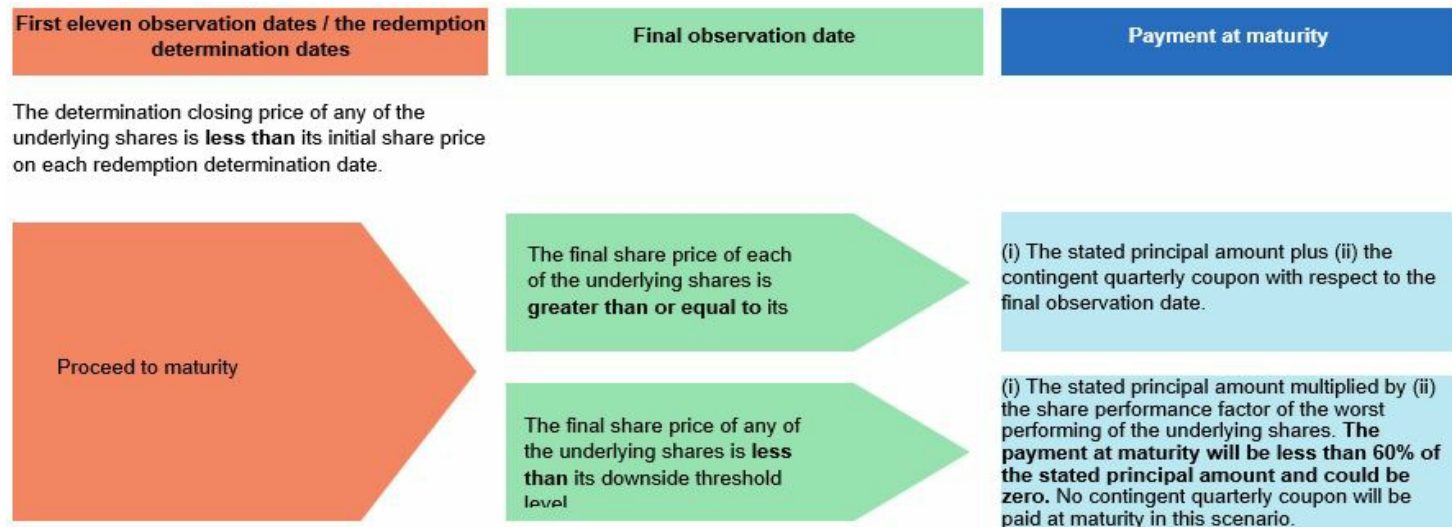


Diagram #2: Payment at Maturity if No Automatic Early Redemption Occurs



For more information about the payout upon an early redemption or at maturity in different hypothetical scenarios, see "Hypothetical Examples" starting on page 7.

Contingent Income Auto-Callable Securities due May 15, 2026

Payments on the Securities Based on the Worst Performing of the Consumer Staples Select Sector SPDR® Fund, the Energy Select Sector SPDR® Fund and the Health Care Select Sector SPDR® Fund
Principal at Risk Securities

Hypothetical Examples

The following hypothetical examples illustrate how to determine whether a contingent quarterly coupon is paid with respect to an observation date and how to calculate the payment at maturity if the securities have not been automatically redeemed. The following examples are for illustrative purposes only. Whether you receive a contingent quarterly coupon will be determined by reference to the determination closing price of each of the underlying shares on each observation date, and the amount you will receive at maturity, if any, will be determined by reference to the final share price of each of the underlying shares on the final observation date. The actual initial share price, coupon barrier level, and downside threshold level for each of the underlying shares will be determined on the pricing date. All payments on the securities are subject to issuer and guarantor credit risk. The below examples are based on the following terms:

Contingent Quarterly Coupon:	<p>If, on any observation date, the determination closing price of each of the underlying shares is greater than or equal to its respective coupon barrier level, we will pay a contingent quarterly coupon of \$27.375 per security (equal to a rate of 2.7375% per quarter or 10.95% per annum) on the related coupon payment date.</p> <p>If, on any observation date, the determination closing price of any of the underlying shares is less than its respective coupon barrier level, no contingent quarterly coupon will be paid with respect to that observation date. It is possible that one or more of the underlying shares will close below the respective coupon barrier level(s) on most or all of the observation dates throughout the entire term of the securities so that you will receive few or no contingent quarterly coupons.</p>
Automatic early redemption (beginning after three months):	If, on any redemption determination date, beginning on August 14, 2023, the determination closing price of each of the underlying shares is greater than or equal to its respective initial share price, the securities will be automatically redeemed for an early redemption payment on the related early redemption date. No further payments will be made on the securities once they have been redeemed.
Payment at Maturity (if the securities have not been redeemed early):	<p>If the final share price of each of the underlying shares is greater than or equal to its respective downside threshold level: the stated principal amount and the contingent quarterly coupon otherwise due with respect to the final observation date.</p> <p>If the final share price of any of the underlying shares is less than its respective downside threshold level: (i) the stated principal amount <i>multiplied by</i> (ii) the share performance factor of the worst performing of the underlying shares. Under these circumstances, the payment at maturity will be less than 60% of the stated principal amount of the securities and could be zero.</p>
Stated Principal Amount:	\$1,000
Hypothetical Initial Share Price:	<p>With respect to the XLP: \$80.00</p> <p>With respect to the XLE: \$80.00</p> <p>With respect to the XLV: \$130.00</p>
Hypothetical Coupon Barrier Level:	<p>With respect to the XLP: \$48.00, which is 60% of its hypothetical initial share price</p> <p>With respect to the XLE: \$48.00, which is 60% of its hypothetical initial share price</p> <p>With respect to the XLV: \$78.00, which is 60% of its hypothetical initial share price</p>
Hypothetical Downside Threshold Level:	<p>With respect to the XLP: \$48.00, which is 60% of its hypothetical initial share price</p> <p>With respect to the XLE: \$48.00, which is 60% of its hypothetical initial share price</p> <p>With respect to the XLV: \$78.00, which is 60% of its hypothetical initial share price</p>

Contingent Income Auto-Callable Securities due May 15, 2026

Payments on the Securities Based on the Worst Performing of the Consumer Staples Select Sector SPDR® Fund, the Energy Select Sector SPDR® Fund and the Health Care Select Sector SPDR® Fund
Principal at Risk Securities

How to determine whether a contingent quarterly coupon is payable with respect to an observation date (if the securities have not been previously redeemed):

	Determination closing price on Observation Date			Contingent Quarterly Coupon
	XLP	XLE	XLV	
Example 1	\$70.00 (at or above coupon barrier level)	\$70.00 (at or above coupon barrier level)	\$110.00 (at or above coupon barrier level)	\$27.375
Example 2	\$68.00 (at or above coupon barrier level)	\$68.00 (at or above coupon barrier level)	\$72.00 (below coupon barrier level)	\$0
Example 3	\$40.00 (below coupon barrier level)	\$41.00 (below coupon barrier level)	\$112.00 (at or above coupon barrier level)	\$0
Example 4	\$39.00 (below coupon barrier level)	\$40.00 (below coupon barrier level)	\$70.00 (below coupon barrier level)	\$0

In example 1, the XLP, the XLE and the XLV all close at or above their respective coupon barrier levels on the observation date. Therefore, a contingent quarterly coupon of \$27.375 per security is paid on the relevant coupon payment date.

In each of the examples 2 and 3, one or more of the underlying shares close below their respective coupon barrier level(s) on the observation date. Therefore, no contingent quarterly coupon is paid on the relevant coupon payment date.

In example 4, each of the underlying shares closes below its respective coupon barrier level on the observation date and accordingly no contingent quarterly coupon is paid on the relevant coupon payment date.

Contingent Income Auto-Callable Securities due May 15, 2026

Payments on the Securities Based on the Worst Performing of the Consumer Staples Select Sector SPDR® Fund, the Energy Select Sector SPDR® Fund and the Health Care Select Sector SPDR® Fund
Principal at Risk Securities

How to calculate the payment at maturity (if the securities have not been redeemed):

Starting after three months, if the determination closing price of each of the underlying shares is greater than or equal to its initial share price on any quarterly redemption determination date, the securities will be automatically redeemed for an early redemption payment equal to the stated principal amount for each security you hold plus the contingent quarterly coupon with respect to the related observation date.

The examples below illustrate how to calculate the payment at maturity if the securities have not been automatically redeemed prior to maturity.

	Final Share Price			Payment at Maturity
	XLP	XLE	XLV	
Example 1:	\$57.00 (at or above the downside threshold level and coupon barrier level)	\$55.00 (at or above the downside threshold level and coupon barrier level)	\$90.00 (at or above the downside threshold level and coupon barrier level)	\$1,027.375 (the stated principal amount <i>plus</i> the contingent quarterly coupon with respect to the final observation date)
Example 2:	\$52.00 (at or above the downside threshold level and coupon barrier level)	\$50.00 (at or above the downside threshold level and coupon barrier level)	\$65.00 (below the downside threshold level and coupon barrier level)	\$1,000 x share performance factor of the worst performing of the underlying shares = \$1,000 x (\$65.00 / \$130.00) = \$500
Example 3:	\$36.00 (below the downside threshold level and coupon barrier level)	\$32.00 (below the downside threshold level and coupon barrier level)	\$80.00 (at or above the downside threshold level and coupon barrier level)	\$1,000 x (\$32.00 / \$80.00) = \$400
Example 4:	\$36.00 (below the downside threshold level and coupon barrier level)	\$24.00 (below the downside threshold level and coupon barrier level)	\$65.00 (below the downside threshold level and coupon barrier level)	\$1,000 x (\$24.00 / \$80.00) = \$300
Example 5:	\$24.00 (below the downside threshold level and coupon barrier level)	\$32.00 (below the downside threshold level and coupon barrier level)	\$65.00 (below the downside threshold level and coupon barrier level)	\$1,000 x (\$24.00 / \$80.00) = \$300

In example 1, the final share prices of the XLP, XLE and XLV are at or above their respective downside threshold levels and coupon barrier levels. Therefore, investors receive at maturity the stated principal amount of the securities and the contingent quarterly coupon with respect to the final observation date. Investors do not participate in the appreciation of any of the underlying shares.

In examples 2 and 3, the final share price(s) of one or two of the underlying shares are at or above the respective downside threshold level(s) and coupon barrier level(s) but the final share price(s) of one or both of the other underlying shares are below their respective downside level(s) and coupon barrier level(s). Therefore, investors are exposed to the downside performance of the worst performing of the underlying shares at maturity and receive at maturity an amount equal to the stated principal amount *times* the share performance factor of the worst performing of the underlying shares.

Similarly, in examples 4 and 5, the final share price of each of the underlying shares is below its respective downside threshold level and coupon barrier level, and investors receive at maturity an amount equal to the stated principal amount *times* the share performance factor of the worst performing of the underlying shares. In example 4, the XLP has declined 55% from its initial share price to its final share price, the XLE has declined 70% from its initial share price to its final share price and the XLV has declined 50% from its initial share price to its final share price. Therefore, the payment at maturity equals the stated principal amount *times* the share performance factor of the XLE, which is the worst performing of the underlying shares in this example. In example 5, the XLP has declined 70% from its initial share price to its final share price, the XLE has declined 60% from its initial share price and the XLV has declined 50% from its initial share price to its final share price. Therefore, the payment at maturity equals the stated principal amount *times* the share performance factor of the XLP, which is the worst performing of the underlying shares in this example.

If the securities have not been redeemed prior to maturity and the final share price of ANY of the underlying shares is below its respective downside threshold level, you will be exposed to the downside performance of the worst performing of the underlying shares at maturity, and your payment at maturity will be less than \$600 per security and could be zero.

Contingent Income Auto-Callable Securities due May 15, 2026

Payments on the Securities Based on the Worst Performing of the Consumer Staples Select Sector SPDR[®] Fund, the Energy Select Sector SPDR[®] Fund and the Health Care Select Sector SPDR[®] Fund
Principal at Risk Securities

Risk Factors

Your investment in the securities entails significant risks, many of which differ from those of a conventional debt security. Your decision to purchase the securities should be made only after carefully considering the risks of an investment in the securities, including those discussed below, with your advisors in light of your particular circumstances. The securities are not an appropriate investment for you if you are not knowledgeable about significant elements of the securities or financial matters in general. You should carefully review the more detailed explanation of risks relating to the securities in the "Risk Factors" sections beginning on page PS-5 of the accompanying product supplement, page S-6 of the accompanying prospectus supplement and page 7 of the accompanying prospectus, each as identified on the cover page of this pricing supplement.

Structure-related Risks

- **Your investment may result in a loss; there is no guaranteed return of principal.** There is no fixed principal repayment amount on the securities at maturity. If the securities are not automatically called prior to maturity and the final share price of **any** of the underlying shares is less than its downside threshold level, at maturity, your investment will be subject to 1:1 downside exposure to decreases in the value of the worst performing of the underlying shares and you will lose 1% of the principal amount for each 1% that the final share price of the worst performing of the underlying shares is less than its initial share price. In that case, you will lose a significant portion or all of your investment in the securities.
- **Your return on the securities is limited to the return represented by the contingent quarterly coupons, if any, over the term of the securities.** Your return on the securities is limited to the contingent quarterly coupons paid over the term of the securities, regardless of the extent to which the determination closing price or final share price of any of the underlying shares exceeds its coupon barrier level or initial share price, as applicable. Similarly, the amount payable at maturity or upon an early redemption will never exceed the sum of the principal amount and the applicable contingent quarterly coupon, regardless of the extent to which the determination closing price or final share price of any of the underlying shares exceeds its downside threshold value or initial share price, as applicable. In contrast, a direct investment in any of the underlying shares would allow you to receive the benefit of any appreciation in their values. Any return on the securities will not reflect the return you would realize if you actually owned those securities and received the dividends paid or distributions made on them.
- **The securities are subject to early redemption, which would limit your ability to receive the contingent quarterly coupons over the full term of the securities.** If, on any redemption determination date, beginning on August 14, 2023, the determination closing price of each of the underlying shares is greater than or equal to its respective initial share price, the securities will be automatically redeemed for an early redemption payment on the related early redemption date. No further payments will be made on the securities once they have been redeemed. In this case, you will lose the opportunity to continue to receive contingent quarterly coupons after the date of early redemption. If the securities are called prior to the maturity date, you may be unable to invest in other securities with a similar level of risk that could provide a return that is similar to the securities.
- **You may not receive any contingent quarterly coupons.** The securities do not provide for any regular fixed coupon payments. Investors in the securities will not necessarily receive any contingent quarterly coupons on the securities. If the determination closing price of any of the underlying shares is less than its coupon barrier level on an observation date, you will not receive the contingent quarterly coupon applicable to that observation date. If the determination closing price of any of the underlying shares is less than its coupon barrier level on all of the observation dates during the term of the securities, you will not receive any contingent quarterly coupons during the term of the securities, and will not receive a positive return on the securities.
- **Your return on the securities may be less than the yield on a conventional debt security of comparable maturity.** Any return that you receive on the securities may be less than the return you would earn if you purchased a conventional debt security with the same maturity date. As a result, your investment in the securities may not reflect the full opportunity cost to you when you consider factors, such as inflation, that affect the time value of money. In addition, if interest rates increase during the term of the securities, the contingent quarterly coupon (if any) may be less than the yield on a conventional debt security of comparable maturity.
- **The contingent quarterly coupons, early redemption payment or payment at maturity, as applicable, will not reflect changes in the prices of the underlying shares other than on the observation dates and redemption determination dates, as applicable.** The prices of each of the underlying shares during the term of the securities other than on the observation dates and redemption determination dates will not affect payments on the securities. Notwithstanding the foregoing, investors should generally be aware of the performance of each of the underlying shares while holding the securities, as the performance of the underlying shares may influence the market value of the securities. The calculation agent will determine whether each contingent quarterly coupon is payable and will calculate the early redemption payment or the payment at maturity, as applicable, by comparing only the initial share price, the coupon barrier level or the downside threshold level, as applicable, to the determination closing price on the applicable observation date or redemption determination date or the final share price for each of the underlying shares. No other prices of the underlying shares will be taken into account. As a result, if the securities are not automatically redeemed prior to maturity and the final share price of the worst performing of the underlying shares is less than its downside threshold level, you will receive less than the principal amount at maturity even if the price of each of the underlying shares was always above its downside threshold level prior to the final observation date.
- **Because the securities are linked to the worst performing (and not the average performance) of the underlying shares, you may not receive any return on the securities and may lose a significant portion or all of your investment in the securities even if the determination closing price or final share price of one of the underlying shares is greater than or equal to its coupon barrier level or downside threshold level, as applicable.** Your

Contingent Income Auto-Callable Securities due May 15, 2026

Payments on the Securities Based on the Worst Performing of the Consumer Staples Select Sector SPDR[®] Fund, the Energy Select Sector SPDR[®] Fund and the Health Care Select Sector SPDR[®] Fund
Principal at Risk Securities

securities are linked to the worst performing of the underlying shares, and a change in the price of one of the underlying shares may not correlate with changes in the price of either of the other underlying shares. The securities are not linked to a basket composed of the underlying shares, where the depreciation in the price of one of the underlying shares could be offset to some extent by the appreciation in the price of either of the other underlying shares. In the case of the securities, the individual performance of each of the underlying shares would not be combined, and the depreciation in the price of one of the underlying shares would not be offset by any appreciation in the price of the other underlying shares. Even if the determination closing price of one of the underlying shares is at or above its coupon barrier level on an observation date, you will not receive the contingent quarterly coupon with respect to that observation date if the determination closing price of another of the underlying shares is below its coupon barrier level on that observation date. In addition, even if the final share price of one of the underlying shares is at or above its downside threshold level, you will lose a significant portion or all of your investment in the securities if the final share price of the worst performing of the underlying shares is below its downside threshold level.

- **Any payments on the securities are subject to our credit risk and the credit risk of the guarantor, and any actual or perceived changes in our or the guarantor's creditworthiness are expected to affect the value of the securities.** The securities are our senior unsecured debt securities. Any payment on the securities will be fully and unconditionally guaranteed by the guarantor. The securities are not guaranteed by any entity other than the guarantor. As a result, your receipt of all payments on the securities will be dependent upon our ability and the ability of the guarantor to repay our respective obligations under the securities on the applicable payment date, regardless of the determination closing price of the worst performing of the underlying shares as compared to its coupon barrier level, downside threshold level or initial share price, as applicable. No assurance can be given as to what our financial condition or the financial condition of the guarantor will be on any payment date, including the maturity date. If we and the guarantor become unable to meet our respective financial obligations as they become due, you may not receive the amounts payable under the terms of the securities and you could lose all of your initial investment.

In addition, our credit ratings and the credit ratings of the guarantor are assessments by ratings agencies of our respective abilities to pay our obligations. Consequently, our or the guarantor's perceived creditworthiness and actual or anticipated decreases in our or the guarantor's credit ratings or increases in the spread between the yield on our respective securities and the yield on U.S. Treasury securities (the "credit spread") prior to the maturity date may adversely affect the market value of the securities. However, because your return on the securities depends upon factors in addition to our ability and the ability of the guarantor to pay our respective obligations, such as the values of each of the underlying shares, an improvement in our or the guarantor's credit ratings will not reduce the other investment risks related to the securities. No assurance can be given as to what our financial condition or the financial condition of the guarantor will be on any payment date, including the maturity date. If we and the guarantor become unable to meet our respective financial obligations as they become due, you may not receive the amounts payable under the terms of the securities and you could lose all of your initial investment.

- **We are a finance subsidiary and, as such, have no independent assets, operations, or revenues.** We are a finance subsidiary of the guarantor, have no operations other than those related to the issuance, administration and repayment of our debt securities that are guaranteed by the guarantor, and are dependent upon the guarantor and/or its other subsidiaries to meet our obligations under the securities in the ordinary course. Therefore, our ability to make payments on the securities may be limited.

Valuation- and Market-related Risks

- **The public offering price you are paying for the securities exceeds their initial estimated value.** The initial estimated value of the securities that is provided on the cover page of this pricing supplement is an estimate only, determined as of the pricing date by reference to our and our affiliates' pricing models. These pricing models consider certain assumptions and variables, including our credit spreads and those of the guarantor, the guarantor's internal funding rate, mid-market terms on hedging transactions, expectations on interest rates, dividends and volatility, price-sensitivity analysis, and the expected term of the securities. These pricing models rely in part on certain forecasts about future events, which may prove to be incorrect. If you attempt to sell the securities prior to maturity, their market value may be lower than the price you paid for them and lower than their initial estimated value. This is due to, among other things, changes in the prices of each of the underlying shares, changes in the guarantor's internal funding rate, and the inclusion in the public offering price of the agent's commissions and fees, if any, and the hedging related charges, all as further described in "Additional Information About the Securities—Structuring the securities" below. These factors, together with various credit, market and economic factors over the term of the securities, are expected to reduce the price at which you may be able to sell the securities in any secondary market and will affect the value of the securities in complex and unpredictable ways.
- **The initial estimated value does not represent a minimum or maximum price at which we, BAC, BofAS or any of our other affiliates would be willing to purchase your securities in any secondary market (if any exists) at any time.** The value of your securities at any time after issuance will vary based on many factors that cannot be predicted with accuracy, including the performance of each of the underlying shares, our and BAC's creditworthiness and changes in market conditions.
- **We cannot assure you that a trading market for your securities will ever develop or be maintained.** We will not list the securities on any securities exchange. We cannot predict how the securities will trade in any secondary market or whether that market will be liquid or illiquid.

Conflict-related Risks

- **Trading and hedging activities by us, the guarantor and any of our other affiliates, including BofAS, may create conflicts of interest with you and may affect your return on the securities and their market value.** We, the guarantor or one or more of our other affiliates, including BofAS, may buy or sell shares or units of any of the underlying shares or the securities held by or included in the indices underlying any of the underlying shares, or futures or options contracts or exchange traded instruments on any of the underlying shares or those securities, or other instruments whose value is derived from any of the

Contingent Income Auto-Callable Securities due May 15, 2026

Payments on the Securities Based on the Worst Performing of the Consumer Staples Select Sector SPDR® Fund, the Energy Select Sector SPDR® Fund and the Health Care Select Sector SPDR® Fund
Principal at Risk Securities

underlying shares or those securities. While we, the guarantor or one or more of our other affiliates, including BofAS, may from time to time own shares or units of any of the underlying shares or the securities included in the indices underlying any of the underlying shares, except to the extent that BAC's common stock may be included in an underlying index, we, the guarantor and our other affiliates, including BofAS, do not control any issuer of the underlying shares or those securities, and have not verified any disclosure made by any other company. We, the guarantor or one or more of our other affiliates, including BofAS, may execute such purchases or sales for our own or their own accounts, for business reasons, or in connection with hedging our obligations under the securities. These transactions may present a conflict of interest between your interest in the securities and the interests we, the guarantor and our other affiliates, including BofAS, may have in our or their proprietary accounts, in facilitating transactions, including block trades, for our or their other customers, and in accounts under our or their management. These transactions may adversely affect the prices of the underlying shares in a manner that could be adverse to your investment in the securities. On or before the pricing date, any purchases or sales by us, the guarantor or our other affiliates, including BofAS or others on our or their behalf (including those for the purpose of hedging some or all of our anticipated exposure in connection with the securities), may have affected the prices of the underlying shares. Consequently, the prices of the underlying shares may change subsequent to the pricing date, which may adversely affect the market value of the securities.

We, the guarantor or one or more of our other affiliates, including BofAS, also may have engaged in hedging activities that could have affected the prices of the underlying shares on the pricing date. In addition, these hedging activities, including the unwinding of a hedge, may decrease the market value of your securities prior to maturity, and may affect the amounts to be paid on the securities. We, the guarantor or one or more of our other affiliates, including BofAS, may purchase or otherwise acquire a long or short position in the securities and may hold or resell the securities. For example, BofAS may enter into these transactions in connection with any market making activities in which it engages. We cannot assure you that these activities will not adversely affect the prices of the underlying shares, the market value of your securities prior to maturity or the amounts payable on the securities.

- **There may be potential conflicts of interest involving the calculation agent, which is an affiliate of ours.** We have the right to appoint and remove the calculation agent. One of our affiliates will be the calculation agent for the securities and, as such, will make a variety of determinations relating to the securities, including the amounts that will be paid on the securities. Under some circumstances, these duties could result in a conflict of interest between its status as our affiliate and its responsibilities as calculation agent.

Underlying Shares-related Risks

- **The stocks held by the XLP, the XLE and the XLV are concentrated in three sectors.** The XLP, the XLE, and the XLV hold securities issued by companies in the consumer staples sector, the energy sector and the health care sector, respectively. As a result, the stocks that will determine the performance of the securities are concentrated in three sectors. Although an investment in the securities will not give holders any ownership or other direct interests in the securities held by the underlying shares, the return on an investment in the securities will be subject to certain risks associated with a direct equity investment in companies in these sectors. Accordingly, by investing in the securities, you will not benefit from the diversification which could result from an investment linked to companies that operate in multiple sectors.
- **Adverse conditions in the consumer staples sector may reduce your return on the securities.** All of the stocks held by the XLP are issued by companies whose primary lines of business are directly associated with the consumer staples sector. The profitability of these companies is largely dependent on, among other things, demand for the companies' products, which in the case of food, beverage, household and personal product companies, may be strongly affected by consumer interest, marketing campaigns and other factors affecting supply and demand. Further, government regulation, which may affect the permissibility of using various food additives and production methods of companies that make food products, may have a strong impact on the profitability of companies in the consumer staples sector. Similarly, tobacco companies may be adversely affected by the adoption of proposed legislation and/or by litigation. Any adverse developments affecting the consumer staples sector could adversely affect the price of the XLP and, in turn, the value of the securities.
- **Adverse conditions in the energy sector may reduce your return on the securities.** All of the stocks held by the XLE are issued by companies whose primary lines of business are directly associated with the energy sector. Issuers in energy-related industries can be significantly affected by fluctuations in energy prices and supply and demand of energy fuels. Markets for various energy-related commodities can have significant volatility, and are subject to control or manipulation by large producers or purchasers. Companies in the energy sector may need to make substantial expenditures, and to incur significant amounts of debt, in order to maintain or expand their reserves. Oil and gas exploration and production can be significantly affected by natural disasters as well as changes in exchange rates, interest rates, government regulation, world events and economic conditions. These companies may be at risk for environmental damage claims. As a result of these factors, the value of the securities may be subject to greater volatility and be more adversely affected by economic, political, or regulatory events relating to the energy sector.
- **The stocks of companies in the energy sector are subject to swift price fluctuations.** The issuers of the stocks held by the XLE develop and produce, among other things, crude oil and natural gas, and provide, among other things, drilling services and other services related to energy resources production and distribution. Stock prices for these types of companies are affected by supply and demand both for their specific product or service and for energy products in general. The price of oil and gas, exploration and production spending, government regulation, world events and economic conditions will likewise affect the performance of these companies. Correspondingly, the stocks of companies in the energy sector are subject to swift price fluctuations caused by events relating to international politics, energy conservation, the success of exploration projects and tax and other governmental regulatory policies. Weak demand for the companies' products or services or for energy products and services in general, as well as negative developments in these other areas, would adversely impact the value of the stocks held by the XLE and, therefore, the price of the XLE and the value of the securities.

Contingent Income Auto-Callable Securities due May 15, 2026

Payments on the Securities Based on the Worst Performing of the Consumer Staples Select Sector SPDR® Fund, the Energy Select Sector SPDR® Fund and the Health Care Select Sector SPDR® Fund
Principal at Risk Securities

- **Adverse conditions in the health care sector may reduce your return on the securities.** All of the securities held by the XLV are issued by companies whose primary lines of business are directly associated with the health care sector. The profitability of these companies is largely affected by restrictions on government reimbursement for medical expenses, rising costs of medical products and services, pricing pressure and an increased emphasis on outpatient services. Companies in the health care sector are heavily dependent on patent protection and the process of obtaining patent approval can be long and costly. The expiration of patents may adversely affect the profitability of the companies. Health care companies are also subject to extensive litigation based on product liability and similar claims. Companies in the health care sector are heavily dependent on obtaining and defending patents, which may be time consuming and costly, and the expiration of patents may also adversely affect the profitability of these companies. Health care companies are also subject to extensive litigation based on product liability and similar claims. In addition, their products can become obsolete due to industry innovation, changes in technologies or other market developments. As a result of these factors, the price of the XLV, and therefore the value of the securities, may be subject to greater volatility and be more adversely affected by economic, political, or regulatory events relating to the health care sector.
- **The anti-dilution adjustments will be limited.** The calculation agent may adjust the adjustment factor of any underlying shares and other terms of the securities to reflect certain actions by such underlying shares, as described in the section "Description of the Notes—Anti-Dilution and Discontinuance Adjustments Relating to ETFs" in the accompanying product supplement. The calculation agent will not be required to make an adjustment for every event that may affect any of the underlying shares and will have broad discretion to determine whether and to what extent an adjustment is required.
- **The performance of each of the underlying shares may not correlate with the performance of its respective underlying index as well as the net asset value per share of such underlying shares, especially during periods of market volatility.** The performance of each of the underlying shares and that of its respective underlying index generally will vary due to, for example, transaction costs, management fees, certain corporate actions, and timing variances. Moreover, it is also possible that the performance of each of the underlying shares may not fully replicate or may, in certain circumstances, diverge significantly from the performance of its respective underlying index. This could be due to, for example, such underlying shares not holding all or substantially all of the underlying assets included in its underlying index and/or holding assets that are not included in its underlying index, the temporary unavailability of certain securities in the secondary market, the performance of any derivative instruments held by such underlying shares, differences in trading hours between such underlying shares (or the underlying assets held by such underlying shares) and its underlying index, or due to other circumstances. This variation in performance is called the "tracking error," and, at times, the tracking error may be significant. In addition, because each of the underlying shares is traded on a securities exchange and is subject to market supply and investor demand, the market price of one share or unit of such underlying shares may differ from the net asset value per share of such underlying shares; such underlying shares may trade at, above, or below the net asset value per share. During periods of market volatility, securities held by such underlying shares may be unavailable in the secondary market, market participants may be unable to calculate accurately the net asset value per share of such underlying shares and the liquidity of such underlying shares may be adversely affected. Market volatility may also disrupt the ability of market participants to trade the underlying shares. Further, market volatility may adversely affect, sometimes materially, the prices at which market participants are willing to buy and sell the underlying shares. As a result, under these circumstances, the market value of such underlying shares may vary substantially from the net asset value per share of such underlying shares.

For the foregoing reasons, the performance of each of the underlying shares may not match the performance of its respective underlying index or its respective net asset value per share over the same period. Because of this variance, the return on the securities to the extent dependent on the performance of each of the underlying shares may not be the same as an investment directly in the securities included in its respective underlying index or the same as a debt security with a return linked to the performance of the underlying index.

- **The publisher or the sponsor or investment advisor of each of the underlying shares may adjust such underlying shares in a way that affects its values, and the publisher or the sponsor or investment advisor has no obligation to consider your interests.** The publisher or the sponsor or investment advisor of each of the underlying shares can add, delete, or substitute the components included in such underlying shares or make other methodological changes that could change its value. Any of these actions could adversely affect the value of your securities.

Tax-related Risks

- **The U.S. federal income tax consequences of an investment in the securities are uncertain, and may be adverse to a holder of the securities.** No statutory, judicial, or administrative authority directly addresses the characterization of the securities or securities similar to the securities for U.S. federal income tax purposes. As a result, significant aspects of the U.S. federal income tax consequences of an investment in the securities are not certain. Under the terms of the securities, you will have agreed with us to treat the securities as contingent income-bearing single financial contracts, as described below under "Additional Information About the Securities—Tax considerations—General." If the Internal Revenue Service (the "IRS") were successful in asserting an alternative characterization for the securities, the timing and character of income, gain or loss with respect to the securities may differ. No ruling will be requested from the IRS with respect to the securities and no assurance can be given that the IRS will agree with the statements made in the section entitled "Additional Information About the Securities—Tax considerations." **You are urged to consult with your own tax advisor regarding all aspects of the U.S. federal income tax consequences of investing in the securities.**

Contingent Income Auto-Callable Securities due May 15, 2026

Payments on the Securities Based on the Worst Performing of the Consumer Staples Select Sector SPDR® Fund, the Energy Select Sector SPDR® Fund and the Health Care Select Sector SPDR® Fund
Principal at Risk Securities

Underlying Shares Summary

All disclosures contained in this pricing supplement regarding any of the underlying shares, including, without limitation, their make-up, method of calculation, and changes in their components, have been derived from publicly available sources. The information reflects the policies of, and is subject to change by, the investment advisor of the XLP, the investment advisor of the XLE and the investment advisor of the XLV (collectively, the "investment advisors"). The investment advisors, which license the copyright and all other rights to the underlying shares, have no obligation to continue to publish, and may discontinue publication of, the respective underlying shares. The consequences of the investment advisors discontinuing publication of the applicable underlying shares are discussed in "Description of the Notes — Anti-Dilution and Discontinuance Adjustments Relating to ETFs — Discontinuance of an ETF" in the accompanying product supplement. None of us, the guarantor, the calculation agent, or BofAS accepts any responsibility for the calculation, maintenance or publication of any of the underlying shares or any successor underlying shares. None of us, the guarantor, BofAS or any of our other affiliates makes any representation to you as to the future performance of any of the underlying shares. You should make your own investigation into each of the underlying shares.

Consumer Staples Select Sector SPDR® Fund

The shares of the XLP are issued by Select Sector SPDR® Trust, a registered investment company. The XLP seeks investment results that correspond generally to the price and yield performance, before fees and expenses, of the Consumer Staples Select Sector Index, its underlying index. The Consumer Staples Select Sector Index measures the performance of the consumer staples sector of the U.S. equity market. The XLP is composed of equity securities of companies in the food and staples, beverage, food product, tobacco, household product and personal product industries. The XLP trades on the NYSE Arca under the ticker symbol "XLP."

The Consumer Staples Select Sector Index is a Select Sector Index. For additional information about the Select Sector Indices, see the information set forth in "Annex A— The Select Sector Indices" below.

Information as of market close on May 12, 2023:

Bloomberg Ticker Symbol:	XLP
Current Share Price:	\$77.12
52 Weeks Ago:	\$75.81
52 Week High (on May 1, 2023):	\$77.50
52 Week Low (on October 7, 2022):	\$66.50

For additional historical information, see "Consumer Staples Select Sector SPDR® Fund Historical Performance" below.

Energy Select Sector SPDR® Fund

The shares of the XLE are issued by Select Sector SPDR® Trust, a registered investment company. The XLE seeks investment results that correspond generally to the price and yield performance, before fees and expenses, of the Energy Select Sector Index, its underlying index. The Energy Select Sector Index measures the performance of the energy sector of the U.S. equity market. The XLE is composed of equity securities of companies in the oil, gas and consumable fuel, energy equipment and services industries. The XLE trades on the NYSE Arca under the ticker symbol "XLE."

The Energy Select Sector Index is a Select Sector Index. For additional information about the Select Sector Indices, see the information set forth in "Annex A— The Select Sector Indices" below.

Information as of market close on May 12, 2023:

Bloomberg Ticker Symbol:	XLE
Current Share Price:	\$78.52
52 Weeks Ago:	\$78.11
52 Week High (on November 15, 2022):	\$94.08
52 Week Low (on July 14, 2022):	\$67.49

For additional historical information, see "Energy Select Sector SPDR® Fund Historical Performance" below.

Health Care Select Sector SPDR® Fund

The shares of the XLV are issued by Select Sector SPDR® Trust, a registered investment company. The XLV seeks investment results that correspond generally to the price and yield performance, before fees and expenses, of the Health Care Select Sector Index, its underlying index. The Health Care Select Sector Index measures the performance of the health care sector of the U.S. equity market. The XLV is composed of equity securities of companies in the health care equipment & services and pharmaceuticals, biotechnology and life sciences industries. The XLV trades on the NYSE Arca under the ticker symbol "XLV."

The Health Care Select Sector Index is a Select Sector Index. For additional information about the Select Sector Indices, see the information set forth in "Annex A— The Select Sector Indices" below.

Contingent Income Auto-Callable Securities due May 15, 2026

Payments on the Securities Based on the Worst Performing of the Consumer Staples Select Sector SPDR® Fund, the Energy Select Sector SPDR® Fund and the Health Care Select Sector SPDR® Fund
Principal at Risk Securities

Information as of market close on May 12, 2023:

Bloomberg Ticker Symbol:	XLV
Current Share Price:	\$132.19
52 Weeks Ago:	\$127.25
52 Week High (on December 14, 2022):	\$140.10
52 Week Low (on June 17, 2022):	\$119.89

For additional historical information, see "Health Care Select Sector SPDR® Fund Historical Performance" below.

[May 2023](#)

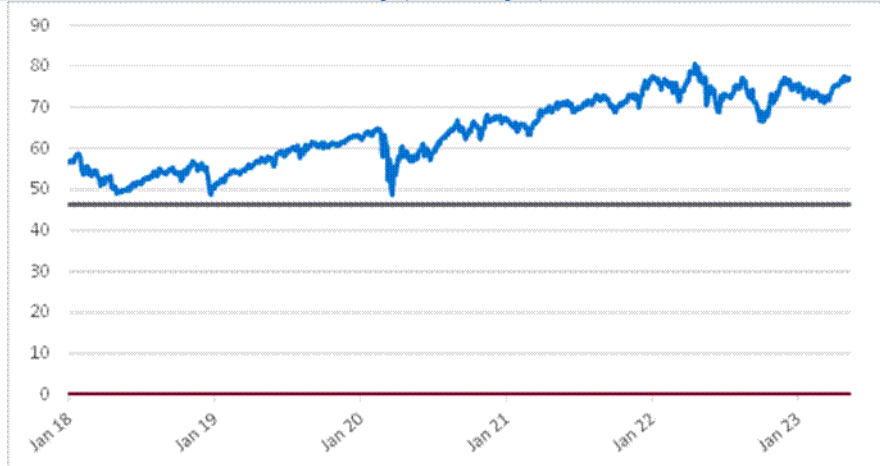
Contingent Income Auto-Callable Securities due May 15, 2026

Payments on the Securities Based on the Worst Performing of the Consumer Staples Select Sector SPDR® Fund, the Energy Select Sector SPDR® Fund and the Health Care Select Sector SPDR® Fund
Principal at Risk Securities

Consumer Staples Select Sector SPDR® Fund Historical Performance

The following graph sets forth the daily closing prices of the XLP for the period from January 2, 2018 through the pricing date. The related table sets forth the published high and low closing prices, as well as end-of-quarter closing prices, of the XLP for each quarter in the same period. The closing price of the XLP on the pricing date was \$77.12. We obtained the information in the graph and table below from Bloomberg L.P., without independent verification. The XLP has at times experienced periods of high volatility, and you should not take the historical values of the XLP as an indication of its future performance. No assurance can be given as to the closing price of the XLP on any observation date or on the final observation date.

XLP Shares – Daily Closing Prices
January 2, 2018 to May 12, 2023



*The grey solid line in the graph indicates the coupon barrier level and downside threshold level, based on the XLP's initial share price.

Contingent Income Auto-Callable Securities due May 15, 2026

Payments on the Securities Based on the Worst Performing of the Consumer Staples Select Sector SPDR® Fund, the Energy Select Sector SPDR® Fund and the Health Care Select Sector SPDR® Fund
Principal at Risk Securities

Consumer Staples Select Sector SPDR® Fund (CUSIP: 81369Y308)	High	Low	Period End
2018			
First Quarter	\$58.71	\$50.86	\$52.63
Second Quarter	\$53.28	\$48.98	\$51.53
Third Quarter	\$55.32	\$51.23	\$53.93
Fourth Quarter	\$56.82	\$48.73	\$50.78
2019			
First Quarter	\$56.11	\$50.19	\$56.11
Second Quarter	\$59.36	\$55.19	\$58.07
Third Quarter	\$61.62	\$57.69	\$61.42
Fourth Quarter	\$63.25	\$60.03	\$62.98
2020			
First Quarter	\$64.79	\$48.63	\$54.47
Second Quarter	\$61.07	\$53.55	\$58.64
Third Quarter	\$66.84	\$58.69	\$64.10
Fourth Quarter	\$68.15	\$62.26	\$67.45
2021			
First Quarter	\$69.27	\$63.30	\$68.31
Second Quarter	\$71.52	\$67.98	\$69.97
Third Quarter	\$72.97	\$68.84	\$68.84
Fourth Quarter	\$77.11	\$68.80	\$77.11
2022			
First Quarter	\$77.62	\$71.44	\$75.89
Second Quarter	\$80.57	\$68.83	\$72.18
Third Quarter	\$77.16	\$66.73	\$66.73
Fourth Quarter	\$77.19	\$66.50	\$74.55
2023			
First Quarter	\$75.78	\$71.11	\$74.71
Second Quarter (through May 12, 2023)	\$77.50	\$74.95	\$77.12

May 2023

Page 17

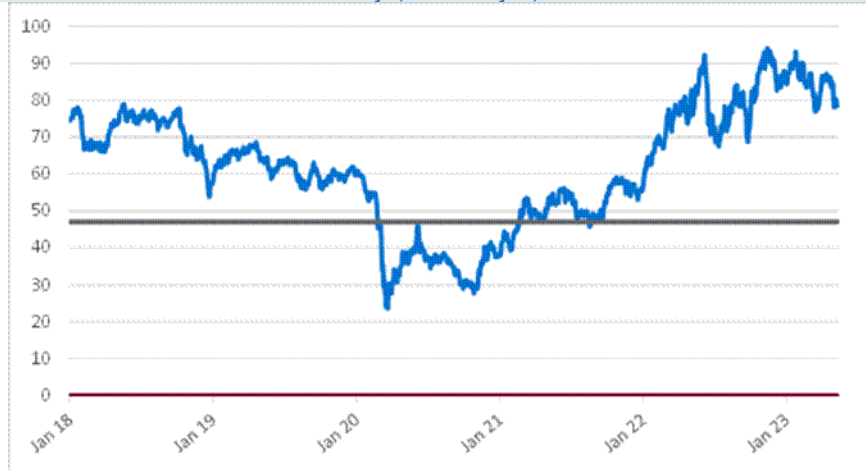
Contingent Income Auto-Callable Securities due May 15, 2026

Payments on the Securities Based on the Worst Performing of the Consumer Staples Select Sector SPDR® Fund, the Energy Select Sector SPDR® Fund and the Health Care Select Sector SPDR® Fund
Principal at Risk Securities

Energy Select Sector SPDR® Fund Historical Performance

The following graph sets forth the daily closing prices of the XLE for the period from January 2, 2018 through the pricing date. The related table sets forth the published high and low closing prices, as well as end-of-quarter closing prices, of the XLE for each quarter in the same period. The closing price of the XLE on the pricing date was \$78.52. We obtained the information in the graph and table below from Bloomberg L.P., without independent verification. The XLE has at times experienced periods of high volatility, and you should not take the historical values of the XLE as an indication of its future performance. No assurance can be given as to the closing price of the XLE on any observation date or on the final observation date.

XLE Shares – Daily Closing Prices
January 2, 2018 to May 12, 2023



*The grey solid line in the graph indicates the coupon barrier level and downside threshold level, based on the XLE's initial share price.

Contingent Income Auto-Callable Securities due May 15, 2026

Payments on the Securities Based on the Worst Performing of the Consumer Staples Select Sector SPDR® Fund, the Energy Select Sector SPDR® Fund and the Health Care Select Sector SPDR® Fund
Principal at Risk Securities

Energy Select Sector SPDR® Fund (CUSIP: 81369Y506)	High	Low	Period End
2018			
First Quarter	\$78.03	\$66.02	\$67.41
Second Quarter	\$78.91	\$66.06	\$75.94
Third Quarter	\$77.37	\$71.91	\$75.74
Fourth Quarter	\$77.79	\$53.84	\$57.35
2019			
First Quarter	\$67.29	\$57.90	\$66.12
Second Quarter	\$68.61	\$58.77	\$63.71
Third Quarter	\$64.44	\$55.85	\$59.20
Fourth Quarter	\$61.99	\$55.90	\$60.04
2020			
First Quarter	\$60.87	\$23.57	\$29.06
Second Quarter	\$46.86	\$27.62	\$37.85
Third Quarter	\$38.58	\$29.95	\$29.95
Fourth Quarter	\$41.60	\$27.71	\$37.90
2021			
First Quarter	\$53.57	\$37.96	\$49.06
Second Quarter	\$56.19	\$47.07	\$53.87
Third Quarter	\$54.81	\$45.79	\$52.09
Fourth Quarter	\$59.14	\$53.01	\$55.50
2022			
First Quarter	\$78.75	\$57.22	\$76.44
Second Quarter	\$92.28	\$70.66	\$71.51
Third Quarter	\$84.09	\$67.49	\$72.02
Fourth Quarter	\$94.08	\$76.09	\$87.47
2023			
First Quarter	\$93.11	\$76.97	\$82.83
Second Quarter (through May 12, 2023)	\$87.23	\$78.11	\$78.52

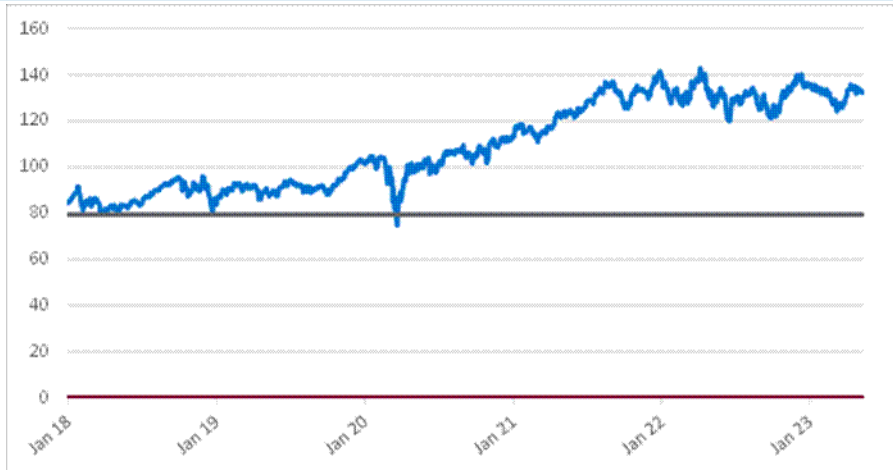
Contingent Income Auto-Callable Securities due May 15, 2026

Payments on the Securities Based on the Worst Performing of the Consumer Staples Select Sector SPDR® Fund, the Energy Select Sector SPDR® Fund and the Health Care Select Sector SPDR® Fund
Principal at Risk Securities

Health Care Select Sector SPDR® Fund Historical Performance

The following graph sets forth the daily closing prices of the XLV for the period from January 2, 2018 through the pricing date. The related table sets forth the published high and low closing prices, as well as end-of-quarter closing prices, of the XLV for each quarter in the same period. The closing price of the XLV on the pricing date was \$132.19. We obtained the information in the graph and table below from Bloomberg L.P., without independent verification. The XLV has at times experienced periods of high volatility, and you should not take the historical values of the XLV as an indication of its future performance. No assurance can be given as to the closing price of the XLV on any observation date or on the final observation date.

XLV Shares – Daily Closing Prices
January 2, 2018 to May 12, 2023



*The grey solid line in the graph indicates the coupon barrier level and downside threshold level, based on the XLV's initial share price.

Contingent Income Auto-Callable Securities due May 15, 2026

Payments on the Securities Based on the Worst Performing of the Consumer Staples Select Sector SPDR® Fund, the Energy Select Sector SPDR® Fund and the Health Care Select Sector SPDR® Fund
Principal at Risk Securities

Health Care Select Sector SPDR® Fund (CUSIP: 81369Y209)	High	Low	Period End
2018			
First Quarter	\$91.54	\$79.67	\$81.40
Second Quarter	\$85.61	\$79.55	\$83.46
Third Quarter	\$95.15	\$83.72	\$95.15
Fourth Quarter	\$95.87	\$80.70	\$86.51
2019			
First Quarter	\$92.95	\$83.47	\$91.75
Second Quarter	\$93.73	\$85.78	\$92.64
Third Quarter	\$94.40	\$88.76	\$90.13
Fourth Quarter	\$103.11	\$87.95	\$101.86
2020			
First Quarter	\$104.73	\$74.62	\$88.58
Second Quarter	\$103.92	\$85.21	\$100.07
Third Quarter	\$109.44	\$100.71	\$105.48
Fourth Quarter	\$113.44	\$101.66	\$113.44
2021			
First Quarter	\$118.50	\$110.80	\$116.74
Second Quarter	\$126.03	\$116.39	\$125.95
Third Quarter	\$136.85	\$127.07	\$127.30
Fourth Quarter	\$141.49	\$125.34	\$140.89
2022			
First Quarter	\$139.44	\$126.55	\$136.99
Second Quarter	\$142.83	\$119.89	\$128.24
Third Quarter	\$134.29	\$121.11	\$121.11
Fourth Quarter	\$140.10	\$121.85	\$135.85
2023			
First Quarter	\$135.82	\$124.15	\$129.46
Second Quarter (through May 12, 2023)	\$135.66	\$130.91	\$132.19

Contingent Income Auto-Callable Securities due May 15, 2026

Payments on the Securities Based on the Worst Performing of the Consumer Staples Select Sector SPDR® Fund, the Energy Select Sector SPDR® Fund and the Health Care Select Sector SPDR® Fund
Principal at Risk Securities

Additional Terms of the Securities

Please read this information in conjunction with the summary terms on the front cover of this pricing supplement.

Additional Terms:

If the terms described herein are inconsistent with those described in the accompanying product supplement, prospectus supplement, or prospectus, the terms described herein shall control.

Denominations:	The securities will be issued in minimum denominations of \$1,000 and whole multiples of \$1,000 in excess thereof.
Calculation agent:	BofAS, an affiliate of BofA Finance.
Events of default and acceleration:	If an event of default, as defined in the senior indenture relating to the securities and in the section entitled "Description of Debt Securities of BofA Finance LLC—Events of Default and Rights of Acceleration; Covenant Breaches" on page 54 of the accompanying prospectus, with respect to the securities occurs and is continuing, the amount payable to a holder of the securities upon any acceleration permitted under the senior indenture will be equal to the amount described under the caption "Payment at maturity" above, calculated as though the date of acceleration were the maturity date of the securities and as though the final observation date were the third index business day prior to the date of acceleration. We will also determine whether the final contingent quarterly coupon is payable based upon the determination closing prices of each of the underlying shares on the deemed final observation date; any such final contingent quarterly coupon will be prorated by the calculation agent to reflect the length of the final contingent payment period. In case of a default in the payment of the securities, whether at their maturity or upon acceleration, the securities will not bear a default interest rate.

Contingent Income Auto-Callable Securities due May 15, 2026

Payments on the Securities Based on the Worst Performing of the Consumer Staples Select Sector SPDR® Fund, the Energy Select Sector SPDR® Fund and the Health Care Select Sector SPDR® Fund
Principal at Risk Securities

Additional Information About the Securities

Additional Information:

Tax considerations:

The following summary of the material U.S. federal income and estate tax considerations of the acquisition, ownership, and disposition of the securities supplements, and to the extent inconsistent supersedes, the discussions under "U.S. Federal Income Tax Considerations" in the accompanying prospectus and is not exhaustive of all possible tax considerations. This summary is based upon the Internal Revenue Code of 1986, as amended (the "Code"), regulations promulgated under the Code by the U.S. Treasury Department ("Treasury") (including proposed and temporary regulations), rulings, current administrative interpretations and official pronouncements of the IRS, and judicial decisions, all as currently in effect and all of which are subject to differing interpretations or to change, possibly with retroactive effect. No assurance can be given that the IRS would not assert, or that a court would not sustain, a position contrary to any of the tax consequences described below. This summary does not include any description of the tax laws of any state or local governments, or of any foreign government, that may be applicable to a particular holder.

Although the securities are issued by us, they will be treated as if they were issued by BAC for U.S. federal income tax purposes. Accordingly throughout this tax discussion, references to "we," "our" or "us" are generally to BAC unless the context requires otherwise.

This summary is directed solely to U.S. Holders and Non-U.S. Holders that, except as otherwise specifically noted, will purchase the securities upon original issuance and will hold the securities as capital assets within the meaning of Section 1221 of the Code, which generally means property held for investment, and that are not excluded from the discussion under "U.S. Federal Income Tax Considerations" in the accompanying prospectus.

You should consult your own tax advisor concerning the U.S. federal income tax consequences to you of acquiring, owning, and disposing of the securities, as well as any tax consequences arising under the laws of any state, local, foreign, or other tax jurisdiction and the possible effects of changes in U.S. federal or other tax laws.

General

Although there is no statutory, judicial, or administrative authority directly addressing the characterization of the securities, we intend to treat the securities for all tax purposes as contingent income-bearing single financial contracts with respect to the underlying shares and under the terms of the securities, we and every investor in the securities agree, in the absence of an administrative determination or judicial ruling to the contrary, to treat the securities in accordance with such characterization. In the opinion of our counsel, Sidley Austin LLP, it is reasonable to treat the securities as contingent income-bearing single financial contracts with respect to the underlying shares. However, Sidley Austin LLP has advised us that it is unable to conclude that it is more likely than not that this treatment will be upheld. This discussion assumes that the securities constitute contingent income-bearing single financial contracts with respect to the underlying shares for U.S. federal income tax purposes. If the securities did not constitute contingent income-bearing single financial contracts, the tax consequences described below would be materially different.

This characterization of the securities is not binding on the IRS or the courts. No statutory, judicial, or administrative authority directly addresses the characterization of the securities or any similar instruments for U.S. federal income tax purposes, and no ruling is being requested from the IRS with respect to their proper characterization and treatment. Due to the absence of authorities on point, significant aspects of the U.S. federal income tax consequences of an investment in the securities are not certain, and no assurance can be given that the IRS or any court will agree with the characterization and tax treatment described in this pricing supplement. Accordingly, you are urged to consult your tax advisor regarding all aspects of the U.S. federal income tax consequences of an investment in the securities, including possible alternative characterizations.

Unless otherwise stated, the following discussion is based on the characterization described above. The discussion in this section assumes that there is a significant possibility of a significant loss of principal on an investment in the securities.

We will not attempt to ascertain whether any issuer of the underlying shares would be treated as a "passive foreign investment company" ("PFIC"), within the meaning of Section 1297 of the Code, or a United States real property holding corporation, within the meaning of Section 897(c) of the Code. If the issuer of the underlying shares were so treated, certain adverse U.S. federal income tax consequences could possibly apply to a holder of the securities. You should refer to information filed with the SEC by the issuers of the component stocks included in each of the underlying shares and consult your tax advisor regarding the possible consequences to you, if any, if any issuer of the underlying shares is or becomes a PFIC or is or becomes a United States real property holding corporation.

U.S. Holders

Although the U.S. federal income tax treatment of any contingent quarterly coupon on the securities is uncertain, we intend to take the position, and the following discussion assumes, that any contingent quarterly coupon constitutes taxable ordinary income to a U.S. Holder at the time received or accrued in accordance with the U.S. Holder's regular method of accounting. By purchasing the securities you

Callable Contingent Income Securities due May 1, 2025

Payments on the Securities Based on the Worst Performing of the S&P 500[®] Index, the Russell 2000[®] Index and the NASDAQ-100[®] Index

Principal at Risk Securities

agree, in the absence of an administrative determination or judicial ruling to the contrary, to treat any contingent quarterly coupon as described in the preceding sentence.

Upon receipt of a cash payment at maturity or upon a sale, exchange, or redemption of the securities prior to maturity, a U.S. Holder generally will recognize capital gain or loss equal to the difference between the amount realized (other than amounts representing any contingent quarterly coupon, which would be taxed as described above) and the U.S. Holder's tax basis in the securities. A U.S. Holder's tax basis in the securities will equal the amount paid by that holder to acquire them. Subject to the discussion below concerning the possible application of the "constructive ownership" rules of Section 1260 of the Code, this capital gain or loss generally will be long-term capital gain or loss if the U.S. Holder held the securities for more than one year. The deductibility of capital losses is subject to limitations.

Possible Application of Section 1260 of the Code. Since the Underlyings are the type of financial asset described under Section 1260 of the Code (including, among others, any equity interest in pass-through entities such as exchange traded funds, regulated investment companies, real estate investment trusts, partnerships, and passive foreign investment companies, each a "Section 1260 Financial Asset"), while the matter is not entirely clear, there may exist a risk that an investment in the securities will be treated, in whole or in part, as a "constructive ownership transaction" to which Section 1260 of the Code applies. If Section 1260 of the Code applies, all or a portion of any long-term capital gain recognized by a U.S. Holder in respect of the securities will be recharacterized as ordinary income (the "Excess Gain"). In addition, an interest charge will also apply to any deemed underpayment of tax in respect of any Excess Gain to the extent such gain would have resulted in gross income inclusion for the U.S. Holder in taxable years prior to the taxable year of the sale, exchange, redemption, or settlement (assuming such income accrued at a constant rate equal to the applicable federal rate as of the date of sale, exchange, redemption, or settlement).

If an investment in the Notes is treated as a constructive ownership transaction, it is not clear to what extent any long-term capital gain of a U.S. Holder in respect of the Notes will be recharacterized as ordinary income. It is possible, for example, that the amount of the Excess Gain (if any) that would be recharacterized as ordinary income in respect of the Notes will equal the excess of (i) any long-term capital gain recognized by the U.S. Holder in respect of the Notes and attributable to Section 1260 Financial Assets, over (ii) the "net underlying long-term capital gain" (as defined in Section 1260 of the Code) such U.S. Holder would have had if such U.S. Holder had acquired an amount of the corresponding Section 1260 Financial Assets at fair market value on the original issue date for an amount equal to the portion of the issue price of the Notes attributable to the corresponding Section 1260 Financial Assets and sold such amount of Section 1260 Financial Assets at maturity or upon sale, exchange, or redemption of the Notes at fair market value. Unless otherwise established by clear and convincing evidence, the net underlying long-term capital gain is treated as zero and therefore it is possible that all long-term capital gain recognized by a U.S. Holder in respect of the Notes will be recharacterized as ordinary income if Section 1260 of the Code applies to an investment in the Notes. U.S. Holders should consult their tax advisors regarding the potential application of Section 1260 of the Code to an investment in the Notes.

As described below, the IRS, as indicated in Notice 2008-2 (the "Notice"), is considering whether Section 1260 of the Code generally applies or should apply to the Notes, including in situations where the Underlyings are not the type of financial asset described under Section 1260 of the Code.

Alternative Tax Treatments. Due to the absence of authorities that directly address the proper tax treatment of the securities, prospective investors are urged to consult their tax advisors regarding all possible alternative tax treatments of an investment in the securities. In particular, the IRS could seek to subject the securities to the Treasury regulations governing contingent payment debt instruments. If the IRS were successful in that regard, the timing and character of income on the securities would be affected significantly. Among other things, a U.S. Holder would be required to accrue original issue discount every year at a "comparable yield" determined at the time of issuance. In addition, any gain realized by a U.S. Holder at maturity or upon a sale, exchange, or redemption of the securities generally would be treated as ordinary income, and any loss realized at maturity or upon a sale, exchange, or redemption of the securities generally would be treated as ordinary loss to the extent of the U.S. Holder's prior accruals of original issue discount, and as capital loss thereafter.

In addition, it is possible that the securities could be treated as a unit consisting of a deposit and a put option written by the security holder, in which case the timing and character of income on the securities would be affected significantly.

The Notice sought comments from the public on the taxation of financial instruments currently taxed as "prepaid forward contracts." This Notice addresses instruments such as the securities. According to the Notice, the IRS and Treasury are considering whether a holder of an instrument such as the securities should be required to accrue ordinary income on a current basis, regardless of whether any payments are made prior to maturity. It is not possible to determine what guidance the IRS and Treasury will ultimately issue, if any. Any such future guidance may affect the amount, timing and character of income, gain, or loss in respect of the securities, possibly with retroactive effect.

The IRS and Treasury are also considering additional issues, including whether additional gain or loss from such instruments should be treated as ordinary or capital, whether foreign holders of such instruments should be subject to withholding tax on any deemed income accruals, whether Section 1260 of the Code, concerning certain "constructive ownership transactions," generally applies or should

Callable Contingent Income Securities due May 1, 2025

Payments on the Securities Based on the Worst Performing of the S&P 500[®] Index, the Russell 2000[®] Index and the NASDAQ-100[®] Index

Principal at Risk Securities

generally apply to such instruments, and whether any of these determinations depend on the nature of the underlying asset.

In addition, proposed Treasury regulations require the accrual of income on a current basis for contingent payments made under certain notional principal contracts. The preamble to the regulations states that the “wait and see” method of accounting does not properly reflect the economic accrual of income on those contracts, and requires current accrual of income for some contracts already in existence. While the proposed regulations do not apply to prepaid forward contracts, the preamble to the proposed regulations expresses the view that similar timing issues exist in the case of prepaid forward contracts. If the IRS or Treasury publishes future guidance requiring current economic accrual for contingent payments on prepaid forward contracts, it is possible that you could be required to accrue income over the term of the securities.

Because of the absence of authority regarding the appropriate tax characterization of the securities, it is also possible that the IRS could seek to characterize the securities in a manner that results in tax consequences that are different from those described above. For example, the IRS could possibly assert that any gain or loss that a holder may recognize at maturity or upon the sale, exchange, or redemption of the securities should be treated as ordinary gain or loss.

Non-U.S. Holders

Because the U.S. federal income tax treatment of the securities (including any contingent quarterly coupon) is uncertain, we (or the applicable paying agent) will withhold U.S. federal income tax at a 30% rate (or at a lower rate under an applicable income tax treaty) on the entire amount of any contingent quarterly coupon made unless such payments are effectively connected with the conduct by the Non-U.S. Holder of a trade or business in the U.S. (in which case, to avoid withholding, the Non-U.S. Holder will be required to provide a Form W-8ECI). We (or the applicable paying agent) will not pay any additional amounts in respect of such withholding. To claim benefits under an income tax treaty, a Non-U.S. Holder must obtain a taxpayer identification number and certify as to its eligibility under the appropriate treaty's limitations on benefits article, if applicable. In addition, special rules may apply to claims for treaty benefits made by Non-U.S. Holders that are entities rather than individuals. The availability of a lower rate of withholding under an applicable income tax treaty will depend on whether such rate applies to the characterization of the payments under U.S. federal income tax laws. A Non-U.S. Holder that is eligible for a reduced rate of U.S. federal withholding tax pursuant to an income tax treaty may obtain a refund of any excess amounts withheld by filing an appropriate claim for refund with the IRS.

Except as discussed below, a Non-U.S. Holder generally will not be subject to U.S. federal income or withholding tax for amounts paid in respect of the securities (not including, for the avoidance of doubt, amounts representing any contingent quarterly coupon which would be subject to the rules discussed in the previous paragraph) upon the sale, exchange, or redemption of the securities or their settlement at maturity, provided that the Non-U.S. Holder complies with applicable certification requirements and that the payment is not effectively connected with the conduct by the Non-U.S. Holder of a U.S. trade or business. Notwithstanding the foregoing, gain from the sale, exchange, or redemption of the securities or their settlement at maturity may be subject to U.S. federal income tax if that Non-U.S. Holder is a non-resident alien individual and is present in the U.S. for 183 days or more during the taxable year of the sale, exchange, redemption, or settlement and certain other conditions are satisfied.

If a Non-U.S. Holder of the securities is engaged in the conduct of a trade or business within the U.S. and if any contingent quarterly coupon and gain realized on the settlement at maturity, or upon sale, exchange, or redemption of the securities, is effectively connected with the conduct of such trade or business (and, if certain tax treaties apply, is attributable to a permanent establishment maintained by the Non-U.S. Holder in the U.S.), the Non-U.S. Holder, although exempt from U.S. federal withholding tax, generally will be subject to U.S. federal income tax on such contingent quarterly coupon and gain on a net income basis in the same manner as if it were a U.S. Holder. Such Non-U.S. Holders should read the material under the heading “—U.S. Holders,” for a description of the U.S. federal income tax consequences of acquiring, owning, and disposing of the securities. In addition, if such Non-U.S. Holder is a foreign corporation, it may also be subject to a branch profits tax equal to 30% (or such lower rate provided by any applicable tax treaty) of a portion of its earnings and profits for the taxable year that are effectively connected with its conduct of a trade or business in the U.S., subject to certain adjustments.

A “dividend equivalent” payment is treated as a dividend from sources within the United States and such payments generally would be subject to a 30% U.S. withholding tax if paid to a Non-U.S. Holder. Under Treasury regulations, payments (including deemed payments) with respect to equity-linked instruments (“ELIs”) that are “specified ELIs” may be treated as dividend equivalents if such specified ELIs reference an interest in an “underlying security,” which is generally any interest in an entity taxable as a corporation for U.S. federal income tax purposes if a payment with respect to such interest could give rise to a U.S. source dividend. However, IRS guidance provides that withholding on dividend equivalent payments will not apply to specified ELIs that are not delta-one instruments and that are issued before January 1, 2025. Based on our determination that the securities are not delta-one instruments, Non-U.S. Holders should not be subject to withholding on dividend equivalent

Callable Contingent Income Securities due May 1, 2025

Payments on the Securities Based on the Worst Performing of the S&P 500[®] Index, the Russell 2000[®] Index and the NASDAQ-100[®] Index

Principal at Risk Securities

payments, if any, under the securities. However, it is possible that the securities could be treated as deemed reissued for U.S. federal income tax purposes upon the occurrence of certain events affecting the underlying shares or the securities, and following such occurrence the securities could be treated as subject to withholding on dividend equivalent payments. Non-U.S. Holders that enter, or have entered, into other transactions in respect of the underlying shares or the securities should consult their tax advisors as to the application of the dividend equivalent withholding tax in the context of the securities and their other transactions. If any payments are treated as dividend equivalents subject to withholding, we (or the applicable paying agent) would be entitled to withhold taxes without being required to pay any additional amounts with respect to amounts so withheld.

As discussed above, alternative characterizations of the securities for U.S. federal income tax purposes are possible. Should an alternative characterization, by reason of change or clarification of the law, by regulation or otherwise, cause payments as to the securities to become subject to withholding tax in addition to the withholding tax described above, tax will be withheld at the applicable statutory rate. Prospective Non-U.S. Holders should consult their own tax advisors regarding the tax consequences of such alternative characterizations.

U.S. Federal Estate Tax. Under current law, while the matter is not entirely clear, individual Non-U.S. Holders, and entities whose property is potentially includable in those individuals' gross estates for U.S. federal estate tax purposes (for example, a trust funded by such an individual and with respect to which the individual has retained certain interests or powers), should note that, absent an applicable treaty benefit, a security is likely to be treated as U.S. situs property, subject to U.S. federal estate tax. These individuals and entities should consult their own tax advisors regarding the U.S. federal estate tax consequences of investing in a security.

Backup Withholding and Information Reporting

Please see the discussion under "U.S. Federal Income Tax Considerations — General — Backup Withholding and Information Reporting" in the accompanying prospectus for a description of the applicability of the backup withholding and information reporting rules to payments made on the securities.

Structuring the securities:

The securities are our debt securities, the return on which is linked to the performance of the underlying shares. The related guarantee is BAC's obligation. As is the case for all of our and BAC's respective debt securities, including our market-linked notes, the economic terms of the securities reflect our and BAC's actual or perceived creditworthiness at the time of pricing. In addition, because market-linked notes result in increased operational, funding and liability management costs to us and BAC, BAC typically borrows the funds under these types of notes at a rate, which we refer to in this pricing supplement as BAC's internal funding rate, that is more favorable to BAC than the rate that it might pay for a conventional fixed or floating rate debt security. This generally relatively lower internal funding rate, which is reflected in the economic terms of the securities, along with the fees and charges associated with market-linked notes, resulted in the initial estimated value of the securities on the pricing date being less than their public offering price.

The initial estimated value of the securities as of the pricing date is set forth on the cover page of this pricing supplement.

In order to meet our payment obligations on the securities, at the time we issue the securities, we may choose to enter into certain hedging arrangements (which may include call options, put options or other derivatives) with BofAS or one of our other affiliates. The terms of these hedging arrangements are determined based upon terms provided by BofAS and its affiliates, and take into account a number of factors, including our and BAC's creditworthiness, interest rate movements, the volatility of the underlying shares, the tenor of the securities and the hedging arrangements. The economic terms of the securities and their initial estimated value depend in part on the terms of these hedging arrangements.

BofAS has advised us that the hedging arrangements will include hedging related charges, reflecting the costs associated with, and our affiliates' profit earned from, these hedging arrangements. Since hedging entails risk and may be influenced by unpredictable market forces, actual profits or losses from these hedging transactions may be more or less than any expected amounts.

For further information, see "Risk Factors" beginning on page 10 above and "Supplemental Use of Proceeds" on page PS-20 of the accompanying product supplement.

Supplement to the plan of distribution; role of BofAS and conflicts of interest:

BofAS, a broker-dealer affiliate of ours, is a member of the Financial Industry Regulatory Authority, Inc. ("FINRA") and will participate as agent in the distribution of the securities. Accordingly, the offering of the securities will conform to the requirements of FINRA Rule 5121. BofAS may not make sales in this offering to any of its discretionary accounts without the prior written approval of the account holder.

We will deliver the securities against payment therefor in New York, New York on a date that is greater than two business days following the pricing date. Under Rule 15c6-1 of the Securities Exchange Act of 1934, trades in the secondary market generally are required to settle in two business days, unless the parties to any such trade expressly agree otherwise. Accordingly, purchasers who wish to trade the securities more than two business days prior to the original issue date will be required to specify alternative settlement arrangements to prevent a failed settlement.

Under our distribution agreement with BofAS, BofAS will purchase the securities from us as principal at the public offering price indicated on the cover of this pricing supplement, less the indicated underwriting discount, if any. BofAS will sell the securities to other broker-dealers that will participate in the offering and that are not affiliated with us, at an agreed discount to the principal amount. Each of those

Callable Contingent Income Securities due May 1, 2025Payments on the Securities Based on the Worst Performing of the S&P 500[®] Index, the Russell 2000[®] Index and the NASDAQ-100[®] Index**Principal at Risk Securities**

broker-dealers may sell the securities to one or more additional broker-dealers. BofAS has informed us that these discounts may vary from dealer to dealer and that not all dealers will purchase or repurchase the securities at the same discount. Morgan Stanley Smith Barney LLC ("Morgan Stanley Wealth Management") and its financial advisors will collectively receive from the agent, BofAS, a fixed sales commission for each security they sell, and Morgan Stanley Wealth Management will receive a structuring fee for each security, in each case as specified on the cover page of this document. The costs included in the original issue price of the securities will include a fee paid by BofAS to LFT Securities, LLC, an entity in which an affiliate of Morgan Stanley Wealth Management has an ownership interest, for providing certain electronic platform services with respect to this offering.

BofAS and any of our other broker-dealer affiliates may use this pricing supplement and the accompanying product supplement, prospectus supplement and prospectus for offers and sales in secondary market transactions and market-making transactions in the securities. However, they are not obligated to engage in such secondary market transactions and/or market-making transactions. These broker-dealer affiliates may act as principal or agent in these transactions, and any such sales will be made at prices related to prevailing market conditions at the time of the sale.

At BofAS's discretion, for a short, undetermined initial period after the issuance of the securities, BofAS may offer to buy the securities in the secondary market at a price that may exceed the initial estimated value of the securities. Any price offered by BofAS for the securities will be based on then-prevailing market conditions and other considerations, including the performance of the underlying shares and the remaining term of the securities. However, none of us, the guarantor, BofAS or any of our other affiliates is obligated to purchase your securities at any price or at any time, and we cannot assure you that any party will purchase your securities at a price that equals or exceeds the initial estimated value of the securities.

Any price that BofAS may pay to repurchase the securities will depend upon then prevailing market conditions, the creditworthiness of us and the guarantor, and transaction costs. At certain times, this price may be higher than or lower than the initial estimated value of the securities.

Sales Outside of the United States

The securities have not been approved for public sale in any jurisdiction outside of the United States. There has been no registration or filing as to the securities with any regulatory, securities, banking, or local authority outside of the United States and no action has been taken by BofA Finance, BAC, BofAS or any other affiliate of BAC, to offer the securities in any jurisdiction other than the United States. As

such, these securities are made available to investors outside of the United States only in jurisdictions where it is lawful to make such offer or sale and only under circumstances that will result in compliance with applicable laws and regulations, including private placement requirements.

Further, no offer or sale of the securities is being made to residents of:

- Australia
- Barbados
- Belgium
- Crimea
- Cuba
- Curacao
- Gibraltar
- Indonesia
- Italy
- Iran
- Kazakhstan
- Malaysia
- New Zealand
- North Korea
- Norway
- Russia
- Syria

You are urged to carefully review the selling restrictions that may be applicable to your jurisdiction beginning on page S-56 of the accompanying prospectus supplement.

Callable Contingent Income Securities due May 1, 2025

Payments on the Securities Based on the Worst Performing of the S&P 500[®] Index, the Russell 2000[®] Index and the NASDAQ-100[®] Index

Principal at Risk Securities

European Economic Area and United Kingdom

None of this pricing supplement, the accompanying product supplement, the accompanying prospectus or the accompanying prospectus supplement is a prospectus for the purposes of the Prospectus Regulation (as defined below). This pricing supplement, the accompanying product supplement, the accompanying prospectus and the accompanying prospectus supplement have been prepared on the basis that any offer of securities in any Member State of the European Economic Area (the "EEA") or in the United Kingdom (each, a "Relevant State") will only be made to a legal entity which is a qualified investor under the Prospectus Regulation ("Qualified Investors"). Accordingly any person making or intending to make an offer in that Relevant State of securities which are the subject of the offering contemplated in this pricing supplement, the accompanying product supplement, the accompanying prospectus and the accompanying prospectus supplement may only do so with respect to Qualified Investors. Neither BofA Finance nor BAC has authorized, nor does it authorize, the making of any offer of securities other than to Qualified Investors. The expression "Prospectus Regulation" means Regulation (EU) 2017/1129.

PROHIBITION OF SALES TO EEA AND UNITED KINGDOM RETAIL INVESTORS – The securities are not intended to be offered, sold or otherwise made available to and should not be offered, sold or otherwise made available to any retail investor in the EEA or in the United Kingdom. For these purposes: (a) a retail investor means a person who is one (or more) of: (i) a retail client as defined in point (11) of Article 4(1) of Directive 2014/65/EU, as amended ("MiFID II"); or (ii) a customer within the meaning of Directive (EU) 2016/97 (the Insurance Distribution Directive) where that customer would not qualify as a professional client as defined in point (10) of Article 4(1) of MiFID II; or (iii) not a qualified investor as defined in the Prospectus Regulation; and (b) the expression "offer" includes the communication in any form and by any means of sufficient information on the terms of the offer and the securities to be offered so as to enable an investor to decide to purchase or subscribe for the securities. Consequently no key information document required by Regulation (EU) No 1286/2014, as amended (the "PRIIPs Regulation") for offering or selling the securities or otherwise making them available to retail investors in the EEA or in the United Kingdom has been prepared and therefore offering or selling the securities or otherwise making them available to any retail investor in the EEA or in the United Kingdom may be unlawful under the PRIIPs Regulation.

United Kingdom

The communication of this pricing supplement, the accompanying product supplement, the accompanying prospectus supplement, the accompanying prospectus and any other document or materials relating to the issue of the securities offered hereby is not being made, and such documents and/or materials have not been approved, by an authorized person for the purposes of section 21 of the United Kingdom's Financial Services and Markets Act 2000, as amended (the "FSMA"). Accordingly, such documents and/or materials are not being distributed to, and must not be passed on to, the general public in the United Kingdom. The communication of such documents and/or materials as a financial promotion is only being made to those persons in the United Kingdom who have professional experience in matters relating to investments and who fall within the definition of investment professionals (as defined in Article 19(5) of the Financial Services and Markets Act 2000 (Financial Promotion) Order 2005, as amended (the "Financial Promotion Order")), or who fall within Article 49(2) (a) to (d) of the Financial Promotion Order, or who are any other persons to whom it may otherwise lawfully be made under the Financial Promotion Order (all such persons together being referred to as "relevant persons"). In the United Kingdom, the securities offered hereby are only available to, and any investment or investment activity to which this pricing supplement, the accompanying product supplement, the accompanying prospectus supplement and the accompanying prospectus relates will be engaged in only with, relevant persons. Any person in the United Kingdom that is not a relevant person should not act or rely on this pricing supplement, the accompanying product supplement, the accompanying prospectus supplement or the accompanying prospectus or any of their contents.

Any invitation or inducement to engage in investment activity (within the meaning of Section 21 of the FSMA) in connection with the issue or sale of the securities may only be communicated or caused to be communicated in circumstances in which Section 21(1) of the FSMA does not apply to BofA Finance, as issuer, or BAC, as guarantor.

All applicable provisions of the FSMA must be complied with in respect to anything done by any person in relation to the securities in, from or otherwise involving the United Kingdom.

Where you can find more information:

This pricing supplement and the accompanying product supplement, prospectus supplement and prospectus have been filed as part of a registration statement with the SEC, which may, without cost, be accessed on the SEC website at www.sec.gov or obtained from BofAS by calling 1-800-294-1322. Before you invest, you should read this pricing supplement and the accompanying product supplement, prospectus supplement and prospectus for information about us, BAC and this offering. Any prior or contemporaneous oral statements and any other written materials you may have received are superseded by this pricing supplement and the accompanying product supplement, prospectus supplement and prospectus. Certain terms used but not defined in this pricing supplement have the meanings set forth in the accompanying product supplement or prospectus supplement.

The terms and risks of the securities are contained in this pricing supplement and in the following related product supplement, prospectus supplement and prospectus, which can be accessed at the following links:

- Product Supplement EQUITY-1 dated December 30, 2022: <https://www.sec.gov/Archives/edgar/data/1682472/000119312522315473/d429684d424b2.htm>
- Series A MTN prospectus supplement dated December 30, 2022 and prospectus dated December 30, 2022: <https://www.sec.gov/Archives/edgar/data/70858/000119312522315195/d409418d424b3.htm>

Please note that, for purposes of this pricing supplement, references in the accompanying product supplement EQUITY-1 to "Underlying", "Closing Market Price", "ETF" and "Price Multiplier" shall be deemed to refer to "underlying shares", "closing price", "underlying shares" and "adjustment factor" respectively.

Validity of the securities:

In the opinion of McGuireWoods LLP, as counsel to BofA Finance, as issuer, and BAC, as guarantor, when the trustee has made the appropriate entries or notations on Schedule 1 to the master global note that represents the securities (the "Master Note") identifying the securities offered hereby as supplemental obligations thereunder in accordance with the instructions of BofA Finance, and the securities have been delivered against payment therefor as contemplated in this pricing supplement and the related prospectus, prospectus supplement and product supplement, all in accordance with the provisions of the indenture governing the securities and the related guarantee, such securities will be the legal, valid and binding obligations of BofA Finance, and the related guarantee will be the legal, valid and binding obligation of BAC, subject, in each case, to the effects of applicable bankruptcy, insolvency (including laws relating to preferences, fraudulent transfers and equitable subordination), reorganization, moratorium and other similar laws affecting creditors' rights generally, and to general principles of equity. This opinion is given as of the date of this pricing supplement and is limited to the Delaware General Corporation Law and the Delaware Limited Liability Company Act (including the statutory provisions, all applicable provisions of the Delaware Constitution and reported judicial decisions interpreting either of the foregoing) and the laws of the State of New York as in effect on the date hereof. In addition, this opinion is subject to customary assumptions about the trustee's authorization, execution and delivery of the indenture governing the securities and due authentication of the Master Note, the validity, binding nature and enforceability of the indenture governing the securities and the related guarantee with respect to the trustee, the legal capacity of individuals, the genuineness of signatures, the authenticity of all documents submitted to McGuireWoods LLP as originals, the conformity to original documents of all documents submitted to McGuireWoods LLP as copies thereof, the authenticity of the originals of such copies and certain factual matters, all as stated in the opinion letter of McGuireWoods LLP dated December 8, 2022, which has been filed as an exhibit to the Registration Statement (File Nos. 333-268718 and 333-268718-01) of BAC and BofA Finance, filed with the SEC on December 8, 2022.

Contingent Income Auto-Callable Securities due May 15, 2026

Payments on the Securities Based on the Worst Performing of the Consumer Staples Select Sector SPDR® Fund, the Energy Select Sector SPDR® Fund and the Health Care Select Sector SPDR® Fund
Principal at Risk Securities

Annex A— The Select Sector Indices

Investment Approach

Each of the underlying shares utilizes a “passive” or “indexing” investment approach in attempting to track the performance of its respective underlying index. Each of the underlying shares will invest in substantially all of the securities which comprise its respective underlying index. Each of the underlying shares will normally invest at least 95% of its total assets in common stocks that comprise its respective underlying index.

Investment Objective and Strategy

Each of the underlying shares seeks to provide investment results that correspond generally to the price and yield performance, before fees and expenses, of its respective underlying index. The investment manager of each of the underlying shares uses a replication strategy to try to achieve the respective underlying shares’ investment objective, which means that each of the underlying shares generally invests in substantially all of the securities represented in its respective underlying index in approximately the same proportions as its respective underlying index. Under normal market conditions, each of the underlying shares generally invests at least 95% of its total assets in the securities comprising its respective underlying index. In certain situations or market conditions, each of the underlying shares may temporarily depart from its normal investment policies and strategies provided that the alternative is consistent with its respective investment objective and is in the best interest of such underlying shares. For example, if any of the underlying shares is unable to invest directly in a component security or if a derivative investment may provide higher liquidity than other types of investments, it may make larger than normal investments in derivatives to maintain exposure to the respective underlying index that it tracks. Consequently, under such circumstances, such underlying shares may invest in a different mix of investments than it would under normal circumstances. Each of the underlying shares will provide shareholders with at least 60 days’ notice prior to any material change in its investment policies. Each of the underlying shares is managed with a passive investment strategy, attempting to track the performance of an unmanaged index of securities. This differs from an actively managed underlying, which typically seeks to outperform a benchmark index.

Notwithstanding each of the underlying shares’ respective investment objective, the return on your securities will not reflect any dividends paid on shares of such underlying shares, on the securities purchased by such underlying shares or on the securities that comprise its respective underlying index.

The Select Sector Indices

Each respective underlying index of the underlying shares is part of the Select Sector Indices. The Select Sector Indices are sub-indices of the S&P 500® Index (“SPX”). Each stock in the SPX is allocated to at least one Select Sector Index, and the combined companies of the eleven Select Sector Indices represent all of the companies in the SPX. The industry indices are sub-categories within each Select Sector Index and represent a specific industry segment of the overall Select Sector Index. The eleven Select Sector Indices seek to represent the eleven SPX sectors. The index compilation agent for these indices (the “Index Compilation Agent”) determines the composition of the Select Sector Indices based on S&P’s sector classification methodology. Sector designations are determined by the index sponsor using criteria it has selected or developed. Index sponsors may use very different standards for determining sector designations. In addition, many companies operate in a number of sectors, but are listed in only one sector and the basis on which that sector is selected may also differ. As a result, sector comparisons between indices with different index sponsors may reflect differences in methodology as well as actual differences in the sector composition of the indices.

- Each Select Sector Index was developed and is maintained in accordance with the following criteria:
- Each of the component stocks in a Select Sector Index (the “Component Stocks”) is a constituent company of the SPX.
- The eleven Select Sector Indices together will include all of the companies represented in the SPX and each of the stocks in the SPX will be allocated to at least one of the Select Sector Indices.
- The Index Compilation Agent assigns each constituent stock of the SPX to a Select Sector Index. The Index Compilation Agent assigns a company’s stock to a particular Select Sector Index based on S&P Dow Jones Indices’s sector classification methodology as set forth in its Global Industry Classification Standard.
- Each Select Sector Index is calculated by S&P Dow Jones Indices using a modified “market capitalization” methodology. This design ensures that each of the component stocks within a Select Sector Index is represented in a proportion consistent with its percentage with respect to the total market capitalization of that Select Sector Index.
- For reweighting purposes, each Select Sector Index is rebalanced quarterly after the close of business on the second to last calculation day of March, June, September and December using the following procedures: (1) The rebalancing reference date is two business days prior to the last calculation day of each quarter; and (2) With prices reflected on the rebalancing reference date, and membership, shares outstanding, additional weight factor (capping factor) and investable weight factors (as described in the section “Computation of the S&P 500 Index®” below) as of the rebalancing effective date, each company is weighted using the modified market capitalization methodology. Modifications are made as defined below.
 - (i) The indices are first evaluated to ensure none of the indices breach the maximum allowable limits defined in rules (ii) and (v) below. If any of the allowable limits are breached, the component stocks are reweighted based on their float-adjusted market capitalization weights.

Contingent Income Auto-Callable Securities due May 15, 2026

Payments on the Securities Based on the Worst Performing of the Consumer Staples Select Sector SPDR® Fund, the Energy Select Sector SPDR® Fund and the Health Care Select Sector SPDR® Fund
Principal at Risk Securities

- (ii) If any component stock has a weight greater than 24%, that component stock has its float-adjusted market capitalization weight capped at 23%. The 23% weight cap creates a 2% buffer to ensure that no component stock exceeds 25% as of the quarter-end diversification requirement date.
- (iii) All excess weight is equally redistributed to all uncapped component stocks within the relevant Select Sector Index.
- (iv) After this redistribution, if the float-adjusted market capitalization weight of any other component stock(s) then breaches 23%, the process is repeated iteratively until no component stock breaches the 23% weight cap.
- (v) The sum of the component stocks with weight greater than 4.8% cannot exceed 50% of the total index weight. These caps are set to allow for a buffer below the 5% limit.
- (vi) If the rule in step (v) is breached, all the component stocks are ranked in descending order of their float-adjusted market capitalization weights and the first component stock that causes the 50% limit to be breached has its weight reduced to 4.6%.
- (vii) This excess weight is equally redistributed to all component stocks with weights below 4.6%. This process is repeated iteratively until step (v) is satisfied.
- (viii) Index share amounts are assigned to each component stock to arrive at the weights calculated above. Since index shares are assigned based on prices one business day prior to rebalancing, the actual weight of each component stock at the rebalancing differs somewhat from these weights due to market movements.
- (ix) If necessary, the reweighting process may take place more than once prior to the close on the last business day of March, June, September or December to ensure conformity with all diversification requirements.

Each Select Sector Index is calculated using the same methodology utilized by S&P Dow Jones Indices in calculating the SPX, using a base-weighted aggregate methodology. The daily calculation of each Select Sector Index is computed by dividing the total market value of the companies in the Select Sector Index by a number called the index divisor.

The Index Compilation Agent at any time may determine that a Component Stock which has been assigned to one Select Sector Index has undergone such a transformation in the composition of its business, and should be removed from that Select Sector Index and assigned to a different Select Sector Index. In the event that the Index Compilation Agent notifies S&P Dow Jones Indices that a Component Stock's Select Sector Index assignment should be changed, S&P Dow Jones Indices will disseminate notice of the change following its standard procedure for announcing index changes and will implement the change in the affected Select Sector Indices on a date no less than one week after the initial dissemination of information on the sector change to the maximum extent practicable. It is not anticipated that Component Stocks will change sectors frequently.

Component Stocks removed from and added to the SPX will be deleted from and added to the appropriate Select Sector Index on the same schedule used by S&P Dow Jones Indices for additions and deletions from the SPX insofar as practicable.

The S&P 500® Index

The SPX includes a representative sample of 500 companies in leading industries of the U.S. economy. The SPX is intended to provide an indication of the pattern of common stock price movement. The calculation of the level of the SPX is based on the relative value of the aggregate market value of the common stocks of 500 companies as of a particular time compared to the aggregate average market value of the common stocks of 500 similar companies during the base period of the years 1941 through 1943.

The SPX includes companies from eleven main groups: Communication Services; Consumer Discretionary; Consumer Staples; Energy; Financials; Health Care; Industrials; Information Technology; Real Estate; Materials; and Utilities. S&P Dow Jones Indices LLC ("SPDJI"), the sponsor of the SPX, may from time to time, in its sole discretion, add companies to, or delete companies from, the SPX to achieve the objectives stated above.

Company additions to the SPX must have an unadjusted company market capitalization of \$14.6 billion or more (an increase from the previous requirement of an unadjusted company market capitalization of \$13.1 billion or more).

SPDJI calculates the SPX by reference to the prices of the constituent stocks of the SPX without taking account of the value of dividends paid on those stocks. As a result, the return on the securities will not reflect the return you would realize if you actually owned the SPX constituent stocks and received the dividends paid on those stocks.

Computation of the SPX

While SPDJI currently employs the following methodology to calculate the SPX, no assurance can be given that SPDJI will not modify or change this methodology in a manner that may affect payments on the securities.

Contingent Income Auto-Callable Securities due May 15, 2026

Payments on the Securities Based on the Worst Performing of the Consumer Staples Select Sector SPDR® Fund, the Energy Select Sector SPDR® Fund and the Health Care Select Sector SPDR® Fund
Principal at Risk Securities

Historically, the market value of any component stock of the SPX was calculated as the product of the market price per share and the number of then outstanding shares of such component stock. In March 2005, SPDJ began shifting the SPX halfway from a market capitalization weighted formula to a float-adjusted formula, before moving the SPX to full float adjustment on September 16, 2005. SPDJI's criteria for selecting stocks for the SPX did not change with the shift to float adjustment. However, the adjustment affects each company's weight in the SPX.

Under float adjustment, the share counts used in calculating the SPX reflect only those shares that are available to investors, not all of a company's outstanding shares. Float adjustment excludes shares that are closely held by control groups, other publicly traded companies or government agencies.

In September 2012, all shareholdings representing more than 5% of a stock's outstanding shares, other than holdings by "block owners," were removed from the float for purposes of calculating the SPX. Generally, these "control holders" will include officers and directors, private equity, venture capital and special equity firms, other publicly traded companies that hold shares for control, strategic partners, holders of restricted shares, ESOPs, employee and family trusts, foundations associated with the company, holders of unlisted share classes of stock, government entities at all levels (other than government retirement/pension funds) and any individual person who controls a 5% or greater stake in a company as reported in regulatory filings. However, holdings by block owners, such as depository banks, pension funds, mutual funds and ETF providers, 401(k) plans of the company, government retirement/pension funds, investment funds of insurance companies, asset managers and investment funds, independent foundations and savings and investment plans, will ordinarily be considered part of the float.

Treasury stock, stock options, restricted shares, equity participation units, warrants, preferred stock, convertible stock, and rights are not part of the float. Shares held in a trust to allow investors in countries outside the country of domicile, such as depository shares and Canadian exchangeable shares, are normally part of the float unless those shares form a control block. If a company has multiple classes of stock outstanding, shares in an unlisted or non-traded class are treated as a control block.

For each stock, an investable weight factor ("IWF") is calculated by dividing the available float shares by the total shares outstanding. Available float shares are defined as the total shares outstanding less shares held by control holders. This calculation is subject to a 5% minimum threshold for control blocks. For example, if a company's officers and directors hold 3% of the company's shares, and no other control group holds 5% of the company's shares, SPDJI would assign that company an IWF of 1.00, as no control group meets the 5% threshold. However, if a company's officers and directors hold 3% of the company's shares and another control group holds 20% of the company's shares, SPDJI would assign an IWF of 0.77, reflecting the fact that 23% of the company's outstanding shares are considered to be held for control. As of July 31, 2017, companies with multiple share class lines are no longer eligible for inclusion in the SPX. Constituents of the SPX prior to July 31, 2017 with multiple share class lines will be grandfathered in and continue to be included in the SPX. If a constituent company of the SPX reorganizes into a multiple share class line structure, that company will remain in the SPX at the discretion of the S&P Index Committee in order to minimize turnover.

The SPX is calculated using a base-weighted aggregate methodology. The level of the SPX reflects the total market value of all component stocks relative to the base period of the years 1941 through 1943. An indexed number is used to represent the results of this calculation in order to make the level easier to work with and track over time. The actual total market value of the component stocks during the base period of the years 1941 through 1943 has been set to an indexed level of 10. This is often indicated by the notation 1941-43 = 10. In practice, the daily calculation of the SPX is computed by dividing the total market value of the component stocks by the "index divisor." By itself, the index divisor is an arbitrary number. However, in the context of the calculation of the SPX, it serves as a link to the original base period level of the SPX. The index divisor keeps the SPX comparable over time and is the manipulation point for all adjustments to the SPX, which is index maintenance.

Index Maintenance

Index maintenance includes monitoring and completing the adjustments for company additions and deletions, share changes, stock splits, stock dividends, and stock price adjustments due to company restructuring or spinoffs. Some corporate actions, such as stock splits and stock dividends, require changes in the common shares outstanding and the stock prices of the companies in the SPX, and do not require index divisor adjustments.

To prevent the level of the SPX from changing due to corporate actions, corporate actions which affect the total market value of the SPX require an index divisor adjustment. By adjusting the index divisor for the change in market value, the level of the SPX remains constant and does not reflect the corporate actions of individual companies in the SPX. Index divisor adjustments are made after the close of trading and after the calculation of the SPX closing level.

Changes in a company's shares outstanding of 5.00% or more due to mergers, acquisitions, public offerings, tender offers, Dutch auctions, or exchange offers are made as soon as reasonably possible. Share changes due to mergers or acquisitions of publicly held companies that trade on a major exchange are implemented when the transaction occurs, even if both of the companies are not in the same headline index, and regardless of the size of the change. All other changes of 5.00% or more (due to, for example, company stock repurchases, private placements, redemptions, exercise of options, warrants, conversion of preferred stock, notes, debt, equity participation units, at-the-market offerings, or other recapitalizations) are made weekly and are announced on Fridays for implementation after the close of trading on the following Friday. Changes of less than 5.00% are accumulated and made quarterly on the third Friday of March, June, September, and December, and are usually announced two to five days prior.

If a change in a company's shares outstanding of 5.00% or more causes a company's IWF to change by five percentage points or more, the IWF is updated at the same time as the share change. IWF changes resulting from partial tender offers are considered on a case by case basis.



The prospectus to which this Exhibit is attached is a final prospectus for the related offering. The maximum aggregate offering price for such offering is \$5,064,000.00.

