

Pricing Supplement

Dated February 23, 2024

(To Prospectus dated December 30, 2022,

Series A Prospectus Supplement dated December 30, 2022 and
 Product Supplement No. WF-1 dated March 8, 2023)

BofA Finance LLC

Medium-Term Notes, Series A

Fully and Unconditionally Guaranteed by Bank of America Corporation

Market Linked Securities—Auto-Callable with Contingent Coupon and Contingent Downside

\$875,000 Principal at Risk Securities Linked to the Lowest Performing of the Energy Select Sector SPDR® Fund, the Industrial Select Sector SPDR® Fund and the SPDR® S&P® Biotech ETF due February 26, 2027

- Linked to the **Lowest Performing** of the Energy Select Sector SPDR® Fund, the Industrial Select Sector SPDR® Fund and the SPDR® S&P® Biotech ETF (each referred to as an "Underlying")
- Unlike ordinary debt securities, the Securities do not provide for fixed payments of interest, do not repay a fixed amount of principal on the Maturity Date and are subject to potential automatic call prior to the Maturity Date upon the terms described below. Whether the Securities pay a Contingent Coupon, whether the Securities are automatically called prior to the Maturity Date and, if they are not automatically called, whether you receive the principal amount of your Securities on the Maturity Date will depend, in each case, on the Fund Closing Price of the Lowest Performing Underlying on the relevant Calculation Day. The Lowest Performing Underlying on any Calculation Day is the Underlying that has the lowest Fund Closing Price on that Calculation Day as a percentage of its Starting Value
- **Contingent Coupon.** The Securities will pay a Contingent Coupon on a quarterly basis until the earlier of the Maturity Date or automatic call if, **and only if**, the Fund Closing Price of the Lowest Performing Underlying on the Calculation Day for that quarter is greater than or equal to its Coupon Barrier. However, if the Fund Closing Price of the Lowest Performing Underlying on a Calculation Day is less than its Coupon Barrier, you will not receive any Contingent Coupon for the relevant quarter. If the Fund Closing Price of the Lowest Performing Underlying is less than its Coupon Barrier on every Calculation Day, you will not receive any Contingent Coupons throughout the entire term of the Securities. The Coupon Barrier for each Underlying is equal to 60% of its Starting Value. The Contingent Coupon Rate is 10.60% per annum
- **Automatic Call.** If the Fund Closing Price of the Lowest Performing Underlying on any of the quarterly Calculation Days from August 2024 to November 2026, inclusive, is greater than or equal to its Starting Value, the Securities will be automatically called for the principal amount plus a final Contingent Coupon Payment
- **Potential Loss of Principal.** If the Securities are not automatically called prior to the Maturity Date, you will receive the principal amount on the Maturity Date if, **and only if**, the Fund Closing Price of the Lowest Performing Underlying on the Final Calculation Day is greater than or equal to its Threshold Value. If the Fund Closing Price of the Lowest Performing Underlying on the Final Calculation Day is less than its Threshold Value, you will lose more than 40%, and possibly all, of the principal amount of your Securities. The Threshold Value for each Underlying is equal to 60% of its Starting Value
- If the Securities are not automatically called prior to the Maturity Date, you will have full downside exposure to the Lowest Performing Underlying from its Starting Value if its Fund Closing Price on the Final Calculation Day is less than its Threshold Value, but you will not participate in any appreciation of any Underlying and will not receive any dividends on shares of any Underlying or the securities held by or included in any Underlying
- Your return on the Securities will depend **solely** on the performance of the Underlying that is the Lowest Performing Underlying on each Calculation Day. You will not benefit in any way from the performance of the better performing Underlyings. Therefore, you will be adversely affected if **any Underlying** performs poorly, even if the other Underlyings perform favorably
- All payments on the Securities are subject to the credit risk of BofA Finance LLC ("BofA Finance"), as issuer of the Securities, and Bank of America Corporation ("BAC" or the "Guarantor"), as guarantor of the Securities
- Securities will not be listed on any securities exchange

The initial estimated value of the Securities as of the Pricing Date is \$955.00 per Security, which is less than the public offering price listed below. The actual value of your Securities at any time will reflect many factors and cannot be predicted with accuracy. See "Selected Risk Considerations" beginning on page PS-9 of this pricing supplement and "Structuring the Securities" on page PS-30 of this pricing supplement for additional information.

The Securities have complex features and investing in the Securities involves risks not associated with an investment in conventional debt securities. Potential purchasers of the Securities should consider the information in "Selected Risk Considerations" beginning on page PS-9 herein and "Risk Factors" beginning on page PS-5 of the accompanying product supplement, page S-6 of the accompanying prospectus supplement, and page 7 of the accompanying prospectus.

None of the Securities and Exchange Commission (the "SEC"), any state securities commission, or any other regulatory body has approved or disapproved of these Securities or determined if this pricing supplement and the accompanying product supplement, prospectus supplement and prospectus is truthful or complete. Any representation to the contrary is a criminal offense.

	Public offering price	Underwriting Discount ⁽¹⁾⁽²⁾	Proceeds, before expenses, to BofA Finance
Per Security	\$1,000.00	\$23.25	\$976.75
Total	\$875,000.00	\$20,343.75	\$854,656.25

(1) Wells Fargo Securities, LLC and BofA Securities, Inc. are the selling agents for the distribution of the Securities and are acting as principal. See "Terms of the Securities—Selling Agents" in this pricing supplement for further information.

(2) In addition, in respect of certain Securities sold in this offering, BofA Securities, Inc. or its affiliates may pay a fee of up to \$3.50 per Security to selected securities dealers in consideration for marketing and other services in connection with the distribution of the Securities to other securities dealers.

Wells Fargo Securities

BofA SECURITIES 

Market Linked Securities—Auto-Callable with Contingent Coupon and Contingent Downside

Principal at Risk Securities Linked to the Lowest Performing of the Energy Select Sector SPDR[®] Fund, the Industrial Select Sector SPDR[®] Fund and the SPDR[®] S&P[®] Biotech ETF due February 26, 2027

Terms of the Securities	
Issuer:	BofA Finance LLC.
Guarantor:	BAC.
Underlyings:	The Energy Select Sector SPDR [®] Fund (Bloomberg symbol: “XLE”), the Industrial Select Sector SPDR [®] Fund (Bloomberg symbol: “XLI”), and the SPDR [®] S&P [®] Biotech ETF (Bloomberg symbol: “XBI”), each an exchange-traded fund.
Pricing Date:	February 23, 2024.
Issue Date:	February 28, 2024.
Maturity Date:	February 26, 2027, subject to postponement as described below in “—Market Disruption Events and Postponement Provisions”. The Securities are not subject to repayment at the option of any holder of the Securities prior to the Maturity Date.
Denominations:	\$1,000 and any integral multiple of \$1,000. References in this pricing supplement to a “ <u>Security</u> ” are to a Security with a principal amount of \$1,000.
Contingent Coupon Payment:	<p>On each Contingent Coupon Payment Date, you will receive a Contingent Coupon Payment at a per annum rate equal to the Contingent Coupon Rate if, and only if, the Fund Closing Price of the Lowest Performing Underlying on the related Calculation Day is greater than or equal to its Coupon Barrier. Each “<u>Contingent Coupon Payment</u>,” if any, will be calculated per Security as follows: $(\\$1,000 \times \text{Contingent Coupon Rate})/4$. Any Contingent Coupon Payment will be rounded to the nearest cent, with one-half cent rounded upward.</p> <p>If the Fund Closing Price of the Lowest Performing Underlying on any Calculation Day is less than its Coupon Barrier, you will not receive any Contingent Coupon Payment on the related Contingent Coupon Payment Date. If the Fund Closing Price of the Lowest Performing Underlying is less than its Coupon Barrier on all Calculation Days, you will not receive any Contingent Coupon Payments over the term of the Securities.</p>
Contingent Coupon Payment Dates:	Quarterly, on the third business day following each Calculation Day (as each such Calculation Day may be postponed pursuant to “—Market Disruption Events and Postponement Provisions” below, if applicable); provided that the Contingent Coupon Payment Date with respect to the Final Calculation Day will be the Maturity Date.
Contingent Coupon Rate:	The “ <u>Contingent Coupon Rate</u> ” is 10.60% per annum (equal to 2.65% per quarter).
Automatic Call:	<p>If the Fund Closing Price of the Lowest Performing Underlying on any of the Calculation Days from August 2024 to November 2026, inclusive, is greater than or equal to its Starting Value, the Securities will be automatically called, and on the related Call Settlement Date you will be entitled to receive a cash payment per Security in U.S. dollars equal to the principal amount per Security plus a final Contingent Coupon Payment. The Securities will not be subject to automatic call until the second Calculation Day, which is approximately six months after the issue date.</p> <p>If the Securities are automatically called, they will cease to be outstanding on the related Call Settlement Date and you will have no further rights under the Securities after such Call Settlement Date. You will not receive any notice from us if the Securities are automatically called.</p>
Calculation Days:	Quarterly, on the 23rd day of each February, May, August and November, commencing May 2024 and ending November 2026, and the Final Calculation Day, each subject to postponement as described below under “—Market Disruption Events and Postponement Provisions.” We refer to February 23, 2027 as the “ <u>Final Calculation Day</u> .”

Market Linked Securities—Auto-Callable with Contingent Coupon and Contingent Downside

Principal at Risk Securities Linked to the Lowest Performing of the Energy Select Sector SPDR[®] Fund, the Industrial Select Sector SPDR[®] Fund and the SPDR[®] S&P[®] Biotech ETF due February 26, 2027

Call Settlement Date:	Three business days after the applicable Calculation Day (as each such Calculation Day may be postponed pursuant to “—Market Disruption Events and Postponement Provisions” below, if applicable).
Maturity Payment Amount:	<p>If the Securities are not automatically called prior to the Maturity Date, you will be entitled to receive on the Maturity Date a cash payment per Security in U.S. dollars equal to the Maturity Payment Amount (in addition to the final Contingent Coupon Payment, if any). The “<u>Maturity Payment Amount</u>” per Security will equal:</p> <ul style="list-style-type: none"> • if the Ending Value of the Lowest Performing Underlying on the Final Calculation Day is greater than or equal to its Threshold Value: <ul style="list-style-type: none"> \$1,000; or • if the Ending Value of the Lowest Performing Underlying on the Final Calculation Day is less than its Threshold Value: <ul style="list-style-type: none"> \$1,000 × Performance Factor of the Lowest Performing Underlying on the Final Calculation Day <p>If the Securities are not automatically called prior to the Maturity Date and the Ending Value of the Lowest Performing Underlying on the Final Calculation Day is less than its Threshold Value, you will lose more than 40%, and possibly all, of the principal amount of your Securities on the Maturity Date.</p> <p>Any return on the Securities will be limited to the sum of your Contingent Coupon Payments, if any. You will not participate in any appreciation of any Underlying, but you will have full downside exposure to decreases in the price of the Lowest Performing Underlying on the Final Calculation Day if the Ending Value of that Underlying is less than its Threshold Value.</p>
Lowest Performing Underlying:	For any Calculation Day, the “ <u>Lowest Performing Underlying</u> ” will be the Underlying with the lowest Performance Factor on that Calculation Day.
Performance Factor:	With respect to an Underlying on any Calculation Day, its Fund Closing Price on such Calculation Day <i>divided by</i> its Starting Value (expressed as a percentage).
Fund Closing Price:	With respect to each Underlying, the Fund Closing Price, the Closing Price and the Adjustment Factor have the meanings set forth under “General Terms of the Securities — Certain Terms for Securities Linked to a Fund — Certain Definitions” in the accompanying product supplement.
Starting Value:	<p>With respect to the Energy Select Sector SPDR[®] Fund: \$85.96, its Fund Closing Price on the Pricing Date.</p> <p>With respect to the Industrial Select Sector SPDR[®] Fund: \$120.22, its Fund Closing Price on the Pricing Date.</p> <p>With respect to the SPDR[®] S&P[®] Biotech ETF: \$94.75, its Fund Closing Price on the Pricing Date.</p>
Ending Value:	With respect to each Underlying, its Fund Closing Price on the Final Calculation Day.
Coupon Barrier:	<p>With respect to the Energy Select Sector SPDR[®] Fund: \$51.576, which is equal to 60% of its Starting Value.</p> <p>With respect to the Industrial Select Sector SPDR[®] Fund: \$72.132, which is equal to 60% of its Starting Value.</p> <p>With respect to the SPDR[®] S&P[®] Biotech ETF: \$56.85, which is equal to 60% of its Starting Value.</p>
Threshold Value:	<p>With respect to the Energy Select Sector SPDR[®] Fund: \$51.576, which is equal to 60% of its Starting Value.</p> <p>With respect to the Industrial Select Sector SPDR[®] Fund: \$72.132, which is equal to 60% of its Starting Value.</p> <p>With respect to the SPDR[®] S&P[®] Biotech ETF: \$56.85, which is equal to 60% of its Starting Value.</p>

Market Linked Securities—Auto-Callable with Contingent Coupon and Contingent Downside

Principal at Risk Securities Linked to the Lowest Performing of the Energy Select Sector SPDR[®] Fund, the Industrial Select Sector SPDR[®] Fund and the SPDR[®] S&P[®] Biotech ETF due February 26, 2027

Market Disruption Events and Postponement Provisions:	<p>Each Calculation Day is subject to postponement due to non-trading days and the occurrence of a market disruption event. In addition, the Maturity Date will be postponed if the Final Calculation Day is postponed and will be adjusted for non-business days. For more information regarding adjustments to the Calculation Days and the Maturity Date, see “General Terms of the Securities—Consequences of a Market Disruption Event; Postponement of a Calculation Day—Securities Linked to Multiple Market Measures” and “—Payment Dates” in the accompanying product supplement. For purposes of the accompanying product supplement, each Contingent Coupon Payment Date, each Call Settlement Date and the Maturity Date is a “payment date.” In addition, for information regarding the circumstances that may result in a market disruption event, see “General Terms of the Securities— Certain Terms for Securities Linked to a Fund —Market Disruption Events” in the accompanying product supplement.</p>
Calculation Agent:	BofA Securities, Inc. (“BofAS”), an affiliate of BofA Finance.
Selling Agents:	<p>BofAS and Wells Fargo Securities, LLC (“WFS”).</p> <p>Under our distribution agreement with BofAS, BofAS will purchase the Securities from us as principal at the public offering price indicated on the cover of this pricing supplement, less the indicated underwriting discount. BofAS will sell the Securities to WFS at the public offering price of the Securities less a concession of up to \$23.25 per Security. WFS will provide dealers, which may include Wells Fargo Advisors (“WFA”) (the trade name of the retail brokerage business of WFS’s affiliates, Wells Fargo Clearing Services, LLC and Wells Fargo Advisors Financial Network, LLC), with a selling concession of up to \$17.50 per Security. In addition to the concession allowed to WFA, WFS may pay up to \$0.75 per Security to WFA as a distribution expense fee for each Security sold by WFA.</p> <p>In addition, in respect of certain Securities sold in this offering, BofAS or its affiliates may pay a fee of up to \$3.50 per Security to selected securities dealers in consideration for marketing and other services in connection with the distribution of the Securities to other securities dealers.</p> <p>WFS has advised us that if it, WFA or any of their affiliates makes a secondary market in the Securities at any time up to the Issue Date or during the three-month period following the Issue Date, the secondary market price offered by it, WFA or any of their affiliates will be increased by an amount reflecting a portion of the costs associated with selling, structuring and hedging the Securities that are included in the public offering price of the Securities. Because this portion of the costs is not fully deducted upon issuance, WFS has advised us that any secondary market price it, WFA or any of their affiliates offers during this period will be higher than it otherwise would be outside of this period, as any secondary market price offered outside of this period will reflect the full deduction of the costs as described above. WFS has advised us that the amount of this increase in the secondary market price will decline steadily to zero over this three-month period. If you hold the Securities through an account at WFS, WFA or any of their affiliates, WFS has advised us that it expects that this increase will also be reflected in the value indicated for the Securities on your brokerage account statement. If you hold your Securities through an account at a broker-dealer other than WFS, WFA or any of their affiliates, the value of the Securities on your brokerage account statement may be different than if you held your Securities at WFS, WFA or any of their affiliates.</p>
Material Tax Consequences:	For a discussion of the material U.S. federal income and estate tax consequences of the ownership and disposition of the Securities, see “U.S. Federal Income Tax Summary.”
CUSIP:	09710PXX9

Market Linked Securities—Auto-Callable with Contingent Coupon and Contingent Downside

Principal at Risk Securities Linked to the Lowest Performing of the Energy Select Sector SPDR[®] Fund, the Industrial Select Sector SPDR[®] Fund and the SPDR[®] S&P[®] Biotech ETF due February 26, 2027

Additional Information about BofA Finance, the Guarantor and the Securities

The terms and risks of the Securities are contained in this pricing supplement and in the following related product supplement, prospectus supplement and prospectus. Information included in this pricing supplement supersedes information in the product supplement, prospectus supplement and prospectus to the extent that it is different from that information. These documents can be accessed at the following links:

- Product Supplement No. WF-1 dated March 8, 2023:
<https://www.sec.gov/Archives/edgar/data/1682472/000119312523064044/d451936d424b2.htm>
- Series A MTN prospectus supplement dated December 30, 2022 and prospectus dated December 30, 2022:
<https://www.sec.gov/Archives/edgar/data/1682472/000119312522315195/d409418d424b3.htm>

These documents have been filed as part of a registration statement with the SEC, which may, without cost, be accessed on the SEC website at www.sec.gov or obtained from BofAS by calling 1-800-294-1322. Before you invest, you should read this pricing supplement and the accompanying product supplement, prospectus supplement and prospectus for information about us, BAC and this offering. Any prior or contemporaneous oral statements and any other written materials you may have received are superseded by this pricing supplement and the accompanying product supplement, prospectus supplement and prospectus. Certain terms used but not defined in this pricing supplement have the meanings set forth in the accompanying product supplement or prospectus supplement. Unless otherwise indicated or unless the context requires otherwise, all references in this document to “we,” “us,” “our,” or similar references are to BofA Finance, and not to BAC.

The Securities are our senior debt securities. Any payments on the Securities are fully and unconditionally guaranteed by BAC. The Securities and the related guarantee are not insured by the Federal Deposit Insurance Corporation or secured by collateral. The Securities will rank equally in right of payment with all of our other unsecured and unsubordinated obligations, except obligations that are subject to any priorities or preferences by law. The related guarantee will rank equally in right of payment with all of BAC's other unsecured and unsubordinated obligations, except obligations that are subject to any priorities or preferences by law, and senior to its subordinated obligations. Any payments due on the Securities, including any repayment of the principal amount, will be subject to the credit risk of BofA Finance, as issuer, and BAC, as guarantor.

Market Linked Securities—Auto-Callable with Contingent Coupon and Contingent Downside

Principal at Risk Securities Linked to the Lowest Performing of the Energy Select Sector SPDR[®] Fund, the Industrial Select Sector SPDR[®] Fund and the SPDR[®] S&P[®] Biotech ETF due February 26, 2027

Investor Considerations

The Securities are not appropriate for all investors. The Securities may be an appropriate investment for investors who:

- seek an investment with contingent coupon payments at a rate of 10.60% per annum until the earlier of the Maturity Date or automatic call, if, **and only if**, the Fund Closing Price of the Lowest Performing Underlying on the applicable Calculation Day is greater than or equal to 60% of its Starting Value;
- understand that if the Ending Value of the Lowest Performing Underlying on the Final Calculation Day has declined by more than 40% from its Starting Value, they will be fully exposed to the decline in the Lowest Performing Underlying from its Starting Value and will lose more than 40%, and possibly all, of the principal amount of their Securities at maturity;
- are willing to accept the risk that they may receive few or no Contingent Coupon Payments over the term of the Securities;
- understand that the Securities may be automatically called prior to the Maturity Date and that the term of the Securities may be as short as approximately six months;
- understand that the return on the Securities will depend solely on the performance of the Underlying that is the Lowest Performing Underlying on each Calculation Day and that they will not benefit in any way from the performance of the better performing Underlyings;
- understand that the Securities are riskier than alternative investments linked to only one of the Underlyings or linked to a basket composed of each Underlying;
- understand and are willing to accept the full downside risks of each Underlying;
- are willing to forgo participation in any appreciation of any Underlying and dividends on shares of the Underlyings and on the securities held by or included in the Underlyings; and
- are willing to hold the Securities until maturity.

The Securities may not be an appropriate investment for investors who:

- seek a liquid investment or are unable or unwilling to hold the Securities to maturity;
- require full payment of the principal amount of the Securities at maturity;
- seek a security with a fixed term;
- are unwilling to purchase Securities with an estimated value as of the Pricing Date that is lower than the public offering price set forth on the cover page of this pricing supplement;
- are unwilling to accept the risk that the Fund Closing Price of the Lowest Performing Underlying on the Final Calculation Day may decline by more than 40% from its Starting Value;
- seek certainty of current income over the term of the Securities;
- seek exposure to the upside performance of any or each Underlying;
- seek exposure to a basket composed of each Underlying or a similar investment in which the overall return is based on a blend of the performances of the Underlyings, rather than solely on the Lowest Performing Underlying;
- are unwilling to accept the risk of exposure to the Underlyings;
- are unwilling to accept the credit risk of BofA Finance, as issuer, and BAC, as guarantor, to obtain exposure to the Underlyings generally, or to obtain exposure to the Underlyings that the Securities provide specifically; or
- prefer the lower risk of conventional fixed income investments with comparable maturities issued by companies with comparable credit ratings.

The considerations identified above are not exhaustive. Whether or not the Securities are an appropriate investment for you will depend on your individual circumstances, and you should reach an investment decision only after you and your investment, legal, tax, accounting and other advisors have carefully considered the appropriateness of an investment in the Securities in light of your particular circumstances. You should also review carefully “Selected Risk Considerations” herein and “Risk Factors” in each of the accompanying product supplement, prospectus supplement and prospectus for risks related to an investment in the Securities. For more information about the Underlyings, please see the sections titled “The Energy Select Sector SPDR[®] Fund,” “The Industrial Select Sector SPDR[®] Fund” and “The SPDR[®] S&P[®] Biotech ETF” below.

Market Linked Securities—Auto-Callable with Contingent Coupon and Contingent Downside

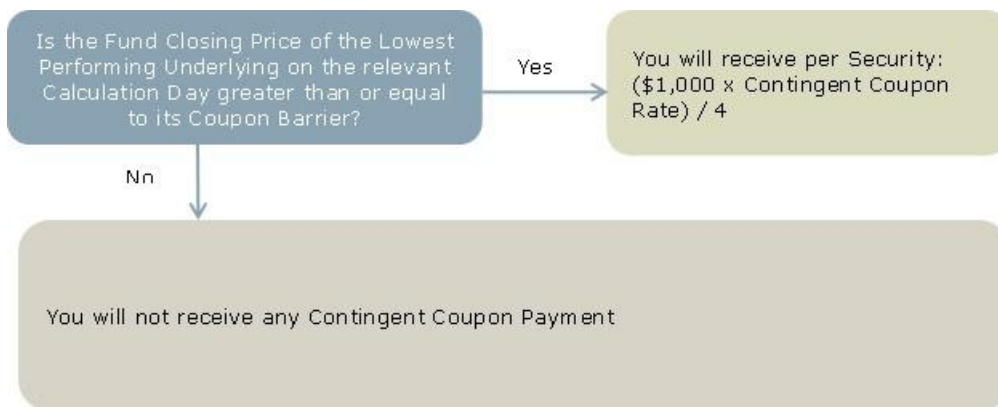
Principal at Risk Securities Linked to the Lowest Performing of the Energy Select Sector SPDR® Fund, the Industrial Select Sector SPDR® Fund and the SPDR® S&P® Biotech ETF due February 26, 2027

Determining Payment On A Contingent Coupon Payment Date and at Maturity

If the Securities have not been previously automatically called, on each Contingent Coupon Payment Date, either you will receive a Contingent Coupon Payment or you will not receive a Contingent Coupon Payment, depending on the Fund Closing Price of the Lowest Performing Underlying on the related Calculation Day.

Step 1: Determine which Underlying is the Lowest Performing Underlying on the relevant Calculation Day. The Lowest Performing Underlying on any Calculation Day is the Underlying with the lowest Performance Factor on that Calculation Day. The Performance Factor of an Underlying on a Calculation Day is its Fund Closing Price on that Calculation Day as a percentage of its Starting Value (i.e., its Fund Closing Price on that Calculation Day *divided by* its Starting Value).

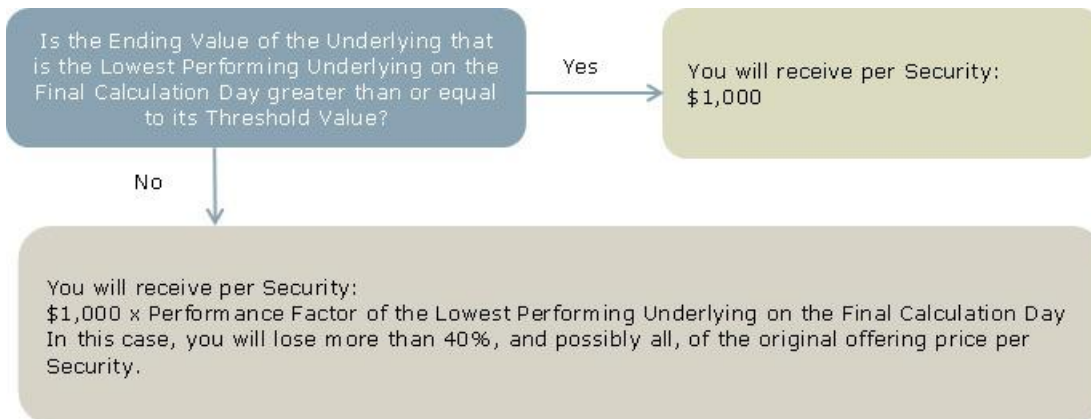
Step 2: Determine whether a Contingent Coupon is paid on the applicable Contingent Coupon Payment Date based on the Fund Closing Price of the Lowest Performing Underlying on the relevant Calculation Day, as follows:



If the Securities have not been automatically called prior to the Maturity Date, then at maturity you will receive (in addition to the final Contingent Coupon Payment, if otherwise payable) a cash payment per Security (the Maturity Payment Amount) calculated as follows:

Step 1: Determine which Underlying is the Lowest Performing Underlying on the Final Calculation Day. The Lowest Performing Underlying on the Final Calculation Day is the Underlying with the lowest Performance Factor on the Final Calculation Day. The Performance Factor of an Underlying on the Final Calculation Day is its Ending Value as a percentage of its Starting Value (i.e., its Ending Value *divided by* its Starting Value).

Step 2: Calculate the Maturity Payment Amount based on the Ending Value of the Lowest Performing Underlying, as follows:

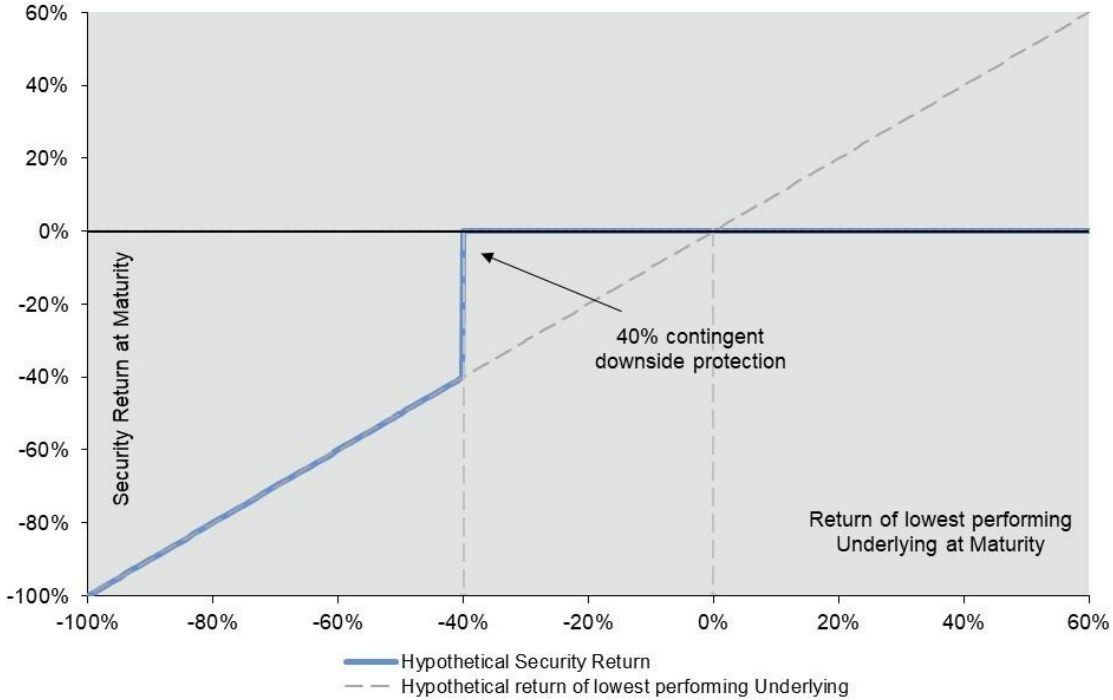


Market Linked Securities—Auto-Callable with Contingent Coupon and Contingent Downside

Principal at Risk Securities Linked to the Lowest Performing of the Energy Select Sector SPDR® Fund, the Industrial Select Sector SPDR® Fund and the SPDR® S&P® Biotech ETF due February 26, 2027

Hypothetical Payout Profile

The following profile illustrates the potential Maturity Payment Amount on the Securities (excluding the final Contingent Coupon Payment, if any) for a range of hypothetical performances of the Lowest Performing Underlying on the Final Calculation Day from its Starting Value to its Ending Value, assuming the Securities have not been automatically called prior to the Maturity Date. As this profile illustrates, in no event will you have a positive rate of return based solely on the Maturity Payment Amount received at maturity; any positive return will be based solely on the Contingent Coupon Payments, if any, received during the term of the Securities. This graph has been prepared for purposes of illustration only. Your actual return will depend on the actual Ending Value of the Lowest Performing Underlying on the Final Calculation Day and whether you hold your Securities to the Maturity Date. The performance of the better performing Underlyings is not relevant to your return on the Securities.



Market Linked Securities—Auto-Callable with Contingent Coupon and Contingent Downside

Principal at Risk Securities Linked to the Lowest Performing of the Energy Select Sector SPDR® Fund, the Industrial Select Sector SPDR® Fund and the SPDR® S&P® Biotech ETF due February 26, 2027

Selected Risk Considerations

The Securities have complex features and investing in the Securities will involve risks not associated with an investment in conventional debt securities. Your decision to purchase the Securities should be made only after carefully considering the risks of an investment in the Securities, including those discussed below, with your advisors in light of your particular circumstances. The Securities are not an appropriate investment for you if you are not knowledgeable about significant elements of the Securities or financial matters in general. You should carefully review the more detailed explanation of risks relating to the Securities in the “Risk Factors” sections beginning on page PS-5 of the accompanying product supplement, page S-6 of the accompanying prospectus supplement and page 7 of the accompanying prospectus.

Structure-related Risks

Your investment may result in a loss; there is no guaranteed return of principal. There is no fixed principal repayment amount on the Securities at maturity. If the Securities are not automatically called prior to maturity and the Ending Value of any Underlying is less than its Threshold Value, at maturity you will lose 1% of the principal amount for each 1% that the Ending Value of the Lowest Performing Underlying is less than its Starting Value. In that case, you will lose a significant portion or all of your investment in the Securities.

Your return on the Securities is limited to the return represented by the Contingent Coupon Payments, if any, over the term of the Securities. Your return on the Securities is limited to the Contingent Coupon Payments paid over the term of the Securities, regardless of the extent to which the Fund Closing Price of any Underlying on any Calculation Day or the Ending Value of any Underlying exceeds its Coupon Barrier or Starting Value, as applicable. Similarly, the amount payable at maturity or upon an automatic call will never exceed the sum of the principal amount and the applicable Contingent Coupon Payment, regardless of the extent to which the Fund Closing Price of any Underlying on any Calculation Day exceeds its Starting Value. In contrast, a direct investment in one or more of the Underlyings or the securities held by or included in one or more of the Underlyings would allow you to receive the benefit of any appreciation in their prices. Thus, any return on the Securities will not reflect the return you would realize if you actually owned those securities and received the dividends paid or distributions made on them.

The Securities are subject to a potential automatic call, which would limit your ability to receive the Contingent Coupon Payments over the full term of the Securities. The Securities are subject to a potential automatic call. Beginning in August 2024, the Securities will be automatically called if, on any Calculation Day prior to the Final Calculation Day, the Fund Closing Price of the Lowest Performing Underlying is greater than or equal to its Starting Value. If the Securities are automatically called prior to the Maturity Date, you will be entitled to receive the principal amount and the Contingent Coupon Payment with respect to the applicable Calculation Day, and no further amounts will be payable with respect to the Securities. In this case, you will lose the opportunity to continue to receive Contingent Coupon Payments after the date of the automatic call. If the Securities are called prior to the Maturity Date, you may be unable to invest in other securities with a similar level of risk that could provide a return that is similar to the Securities.

You may not receive any Contingent Coupon Payments. The Securities do not provide for any regular fixed coupon payments. Investors in the Securities will not necessarily receive any Contingent Coupon Payments on the Securities. If the Fund Closing Price of the Lowest Performing Underlying on a Calculation Day is less than its Coupon Barrier, you will not receive the Contingent Coupon Payment applicable to that Calculation Day. If the Fund Closing Price of the Lowest Performing Underlying is less than its Coupon Barrier on all the Calculation Days during the term of the Securities, you will not receive any Contingent Coupon Payments during the term of the Securities, and will not receive a positive return on the Securities.

Because the Securities are linked to the lowest performing (and not the average performance) of the Underlyings, you may not receive any return on the Securities and may lose a significant portion or all of your principal amount even if the Fund Closing Price of one Underlying is always greater than or equal to its Coupon Barrier or Threshold Value, as applicable. Your Securities are linked to the lowest performing of the Underlyings, and a change in the price of one Underlying may not correlate with changes in the price of the other Underlying(s). The Securities are not linked to a basket composed of the Underlyings, where the depreciation in the price of one Underlying could be offset to some extent by the appreciation in the price of the other Underlying(s). In the case of the Securities, the individual performance of each Underlying would not be combined, and the depreciation in the price of one Underlying would not be offset by any appreciation in the price of the other Underlying(s). Even if the Fund Closing Price of an Underlying is at or above its Coupon Barrier on a Calculation Day, you will not receive the Contingent Coupon Payment with respect to that Calculation Day if the Fund Closing Price of another Underlying is below its Coupon Barrier on that day. In addition, even if the Ending Value of an Underlying is at or above its Threshold Value, you will lose a portion of your principal if the Ending Value of the Lowest Performing Underlying is below its Threshold Value.

Higher Contingent Coupon Rates are associated with greater risk. The Securities offer Contingent Coupon Payments at a higher rate, if paid, than the fixed rate we would pay on conventional debt securities of the same maturity. These higher potential Contingent Coupon Payments are associated with greater levels of expected risk as of the Pricing Date as compared to conventional debt securities, including the risk that you may not receive a Contingent Coupon Payment on one or more, or any, Contingent Coupon Payment Dates and the risk that you may lose a substantial portion, and possibly all, of the principal amount per Security at maturity. The volatility of the Underlyings and the correlation among the Underlyings are important factors affecting this risk. Volatility is a measurement of the size and frequency of daily fluctuations in the price of an Underlying, typically observed over a specified period of time. Volatility can be

Market Linked Securities—Auto-Callable with Contingent Coupon and Contingent Downside

Principal at Risk Securities Linked to the Lowest Performing of the Energy Select Sector SPDR® Fund, the Industrial Select Sector SPDR® Fund and the SPDR® S&P® Biotech ETF due February 26, 2027

measured in a variety of ways, including on a historical basis or on an expected basis as implied by option prices in the market. Correlation is a measurement of the extent to which the prices of the Underlyings tend to fluctuate at the same time, in the same direction and in similar magnitudes. Greater expected volatility of the Underlyings or lower expected correlation among the Underlyings as of the Pricing Date may result in a higher Contingent Coupon Rate, but it also represents a greater expected likelihood as of the Pricing Date that the Fund Closing Price of at least one Underlying will be less than its Coupon Barrier on one or more Calculation Days, such that you will not receive one or more, or any, Contingent Coupon Payments during the term of the Securities, and that the Fund Closing Price of at least one Underlying will be less than its Threshold Value on the Final Calculation Day such that you will lose a substantial portion, and possibly all, of the principal amount per Security at maturity. In general, the higher the Contingent Coupon Rate is relative to the fixed rate we would pay on conventional debt securities, the greater the expected risk that you will not receive one or more, or any, Contingent Coupon Payments during the term of the Securities and that you will lose a substantial portion, and possibly all, of the principal amount per Security at maturity.

Your return on the Securities may be less than the yield on a conventional debt security of comparable maturity. Any return that you receive on the Securities may be less than the return you would earn if you purchased a conventional debt security with the same Maturity Date. As a result, your investment in the Securities may not reflect the full opportunity cost to you when you consider factors, such as inflation, that affect the time value of money. In addition, if interest rates increase during the term of the Securities, the Contingent Coupon Payment (if any) may be less than the yield on a conventional debt security of comparable maturity.

The Contingent Coupon Payment, payment upon automatic call or Maturity Payment Amount, as applicable, will not reflect the prices of the Underlyings other than on the Calculation Days. The prices of the Underlyings during the term of the Securities other than on the Calculation Days will not affect payments on the Securities. Notwithstanding the foregoing, investors should generally be aware of the performance of the Underlyings while holding the Securities, as the performance of the Underlyings may influence the market value of the Securities. The calculation agent will determine whether each Contingent Coupon Payment is payable and will calculate the payment upon an automatic call or the Maturity Payment Amount, as applicable, by comparing only the Starting Value, the Coupon Barrier or the Threshold Value, as applicable, to the Fund Closing Price on the applicable Calculation Day or the Ending Value for each Underlying. No other prices of the Underlyings will be taken into account. As a result, if the Securities are not automatically called prior to maturity, and the Ending Value of the Lowest Performing Underlying is less than its Threshold Value, you will receive less than the principal amount at maturity even if the price of each Underlying was always above its Threshold Value prior to the Final Calculation Day.

A Contingent Coupon Payment Date, a Call Settlement Date and the Maturity Date may be postponed if a Calculation Day is postponed. A Calculation Day (including the Final Calculation Day) with respect to an Underlying will be postponed if the applicable originally scheduled Calculation Day is not a trading day with respect to any Underlying or if the calculation agent determines that a market disruption event has occurred or is continuing with respect to that Underlying on that Calculation Day. If such a postponement occurs with respect to an Calculation Day other than the Final Calculation Day, then the related Contingent Coupon Payment Date or Call Settlement Date, as applicable, will be postponed. If such a postponement occurs with respect to the Final Calculation Day, the Maturity Date will be the later of (i) the initial Maturity Date and (ii) three business days after the last Final Calculation Day as postponed.

Any payment on the Securities is subject to our credit risk and the credit risk of the Guarantor, and actual or perceived changes in our or the Guarantor's creditworthiness are expected to affect the value of the Securities. The Securities are our senior unsecured debt securities. Any payment on the Securities will be fully and unconditionally guaranteed by the Guarantor. The Securities are not guaranteed by any entity other than the Guarantor. As a result, your receipt of the payment upon an automatic call or the Maturity Payment Amount at maturity, as applicable, will be dependent upon our ability and the ability of the Guarantor to repay our respective obligations under the Securities on the applicable Contingent Coupon Payment Date, Call Settlement Date or the Maturity Date, regardless of the Fund Closing Price of the Lowest Performing Underlying as compared to its Starting Value. No assurance can be given as to what our financial condition or the financial condition of the Guarantor will be at any time after the Pricing Date of the Securities. If we and the Guarantor become unable to meet our respective financial obligations as they become due, you may not receive the amount(s) payable under the terms of the Securities.

In addition, our credit ratings and the credit ratings of the Guarantor are assessments by ratings agencies of our respective abilities to pay our obligations. Consequently, our or the Guarantor's perceived creditworthiness and actual or anticipated decreases in our or the Guarantor's credit ratings or increases in the spread between the yield on our respective securities and the yield on U.S. Treasury securities (the "credit spread") prior to the Maturity Date of your Securities may adversely affect the market value of the Securities. However, because your return on the Securities depends upon factors in addition to our ability and the ability of the Guarantor to pay our respective obligations, such as the prices of the Underlyings, an improvement in our or the Guarantor's credit ratings will not reduce the other investment risks related to the Securities.

We are a finance subsidiary and, as such, have no independent assets, operations or revenues. We are a finance subsidiary of the Guarantor, have no operations other than those related to the issuance, administration and repayment of our debt securities that are guaranteed by the Guarantor, and are dependent upon the Guarantor and/or its other subsidiaries to meet our obligations under the Securities in the ordinary course. Therefore, our ability to make payments on the Securities may be limited.

Market Linked Securities—Auto-Callable with Contingent Coupon and Contingent Downside

Principal at Risk Securities Linked to the Lowest Performing of the Energy Select Sector SPDR® Fund, the Industrial Select Sector SPDR® Fund and the SPDR® S&P® Biotech ETF due February 26, 2027

Valuation- and Market-related Risks

The public offering price you are paying for the Securities exceeds their initial estimated value. The initial estimated value of the Securities that is provided on the cover page of this pricing supplement is an estimate only, determined as of the Pricing Date by reference to our and our affiliates' pricing models. These pricing models consider certain assumptions and variables, including our credit spreads and those of the Guarantor, the Guarantor's internal funding rate, mid-market terms on hedging transactions, expectations on interest rates, dividends and volatility, price-sensitivity analysis, and the expected term of the Securities. These pricing models rely in part on certain forecasts about future events, which may prove to be incorrect. If you attempt to sell the Securities prior to maturity, their market value may be lower than the price you paid for them and lower than their initial estimated value. This is due to, among other things, changes in the prices of the Underlyings, changes in the Guarantor's internal funding rate, and the inclusion in the public offering price of the underwriting discount and the hedging related charges, all as further described in "Structuring the Securities" below. These factors, together with various credit, market and economic factors over the term of the Securities, are expected to reduce the price at which you may be able to sell the Securities in any secondary market and will affect the value of the Securities in complex and unpredictable ways.

The initial estimated value does not represent a minimum or maximum price at which we, BAC, BofAS or any of our other affiliates or WFS or its affiliates would be willing to purchase your Securities in any secondary market (if any exists) at any time. The value of your Securities at any time after issuance will vary based on many factors that cannot be predicted with accuracy, including the performance of the Underlyings, our and BAC's creditworthiness and changes in market conditions.

We cannot assure you that a trading market for your Securities will ever develop or be maintained. We will not list the Securities on any securities exchange. We cannot predict how the Securities will trade in any secondary market or whether that market will be liquid or illiquid.

The Securities are not designed to be short-term trading instruments, and if you attempt to sell the Securities prior to maturity, their market value, if any, will be affected by various factors that interrelate in complex ways, and their market value may be less than the principal amount. The following factors are expected to affect the value of the Securities: prices of the Underlyings at such time; volatility of the Underlyings; economic and other conditions generally; interest rates; dividend yields; exchange rate movements and volatility; our and the Guarantor's financial condition and creditworthiness; and time to maturity.

Conflict-related Risks

Trading and hedging activities by us, the Guarantor and any of our other affiliates, including BofAS, and WFS and its affiliates, may create conflicts of interest with you and may affect your return on the Securities and their market value. We, the Guarantor or one or more of our other affiliates, including BofAS, and WFS and its affiliates, may buy or sell shares of the Underlyings or the securities held by or included in the Underlyings, or futures or options contracts on the Underlyings or those securities, or other listed or over-the-counter derivative instruments linked to the Underlyings or those securities. While we, the Guarantor or one or more of our other affiliates, including BofAS, and WFS and its affiliates, may from time to time own shares of the Underlyings or the securities held by or included in the Underlyings, except to the extent that BAC's or Wells Fargo & Company's (the parent company of WFS) common stock may be included in the Underlyings, as applicable, we, the Guarantor and our other affiliates, including BofAS, and WFS and its affiliates, do not control any company included in the Underlyings, and have not verified any disclosure made by any other company. We, the Guarantor or one or more of our other affiliates, including BofAS, or WFS and its affiliates, may execute such purchases or sales for our own or their own accounts, for business reasons, or in connection with hedging our obligations under the Securities. These transactions may present a conflict of interest between your interest in the Securities and the interests we, the Guarantor and our other affiliates, including BofAS, and WFS and its affiliates, may have in our or their proprietary accounts, in facilitating transactions, including block trades, for our or their other customers, and in accounts under our or their management. These transactions may adversely affect the prices of the Underlyings in a manner that could be adverse to your investment in the Securities. On or before the Pricing Date, any purchases or sales by us, the Guarantor or our other affiliates, including BofAS or others on its behalf, and WFS and its affiliates (including for the purpose of hedging some or all of our anticipated exposure in connection with the Securities), may have affected the prices of the Underlyings. Consequently, the prices of the Underlyings may change subsequent to the Pricing Date, which may adversely affect the market value of the Securities.

We, the Guarantor or one or more of our other affiliates, including BofAS, and WFS and its affiliates, also may have engaged in hedging activities that could have affected the prices of the Underlyings on the Pricing Date. In addition, these hedging activities, including the unwinding of a hedge, may decrease the market value of your Securities prior to maturity, and may affect the amounts to be paid on the Securities. We, the Guarantor or one or more of our other affiliates, including BofAS, and WFS and its affiliates, may purchase or otherwise acquire a long or short position in the Securities and may hold or resell the Securities. For example, BofAS may enter into these transactions in connection with any market making activities in which it engages. We cannot assure you that these activities will not adversely affect the prices of the Underlyings, the market value of your Securities prior to maturity or the amounts payable on the Securities.

If WFS, BofAS or an affiliate of either selling agent participating as a dealer in the distribution of the Securities conducts hedging activities for us in connection with the Securities, such selling agent or participating dealer will expect to realize a projected profit from such hedging

Market Linked Securities—Auto-Callable with Contingent Coupon and Contingent Downside

Principal at Risk Securities Linked to the Lowest Performing of the Energy Select Sector SPDR® Fund, the Industrial Select Sector SPDR® Fund and the SPDR® S&P® Biotech ETF due February 26, 2027

activities, and this projected profit will be in addition to any discount, concession or fee received in connection with the sale of the Securities to you. This additional projected profit may create a further incentive for the selling agents or participating dealers to sell the Securities to you.

There may be potential conflicts of interest involving the calculation agent, which is an affiliate of ours. We have the right to appoint and remove the calculation agent. One of our affiliates will be the calculation agent for the Securities and, as such, will make a variety of determinations relating to the Securities, including the amounts that will be paid on the Securities. Under some circumstances, these duties could result in a conflict of interest between its status as our affiliate and its responsibilities as calculation agent.

Underlying-related Risks

Any payments on the Securities and whether the Securities are automatically called will depend upon the performance of the Underlyings, and therefore the Securities are subject to the following risks, each as discussed in more detail in the accompanying product supplement.

- **Changes that affect an Underlying or its respective fund underlying index may adversely affect the value of the Securities and any payments on the Securities.**
- **We and our affiliates have no affiliation with any fund sponsor or fund underlying index sponsor and have not independently verified their public disclosure of information.**
- **Risks associated with an applicable fund underlying index will affect the value of that Underlying and hence the value of the Securities.**

Adverse conditions in the energy sector may reduce your return on the Securities. All of the stocks held by the XLE are issued by companies whose primary lines of business are directly associated with the energy sector. Issuers in energy-related industries can be significantly affected by fluctuations in energy prices and supply and demand of energy fuels. Markets for various energy-related commodities can have significant volatility, and are subject to control or manipulation by large producers or purchasers. Companies in the energy sector may need to make substantial expenditures, and to incur significant amounts of debt, in order to maintain or expand their reserves. Oil and gas exploration and production can be significantly affected by natural disasters as well as changes in exchange rates, interest rates, government regulation, world events and economic conditions. These companies may be at risk for environmental damage claims. As a result of these factors, the value of the Securities may be subject to greater volatility and be more adversely affected by economic, political, or regulatory events relating to the energy sector.

The stocks of companies in the energy sector are subject to swift price fluctuations. The issuers of the stocks held by the XLE develop and produce, among other things, crude oil and natural gas, and provide, among other things, drilling services and other services related to energy resources production and distribution. Stock prices for these types of companies are affected by supply and demand both for their specific product or service and for energy products in general. The price of oil and gas, exploration and production spending, government regulation, world events and economic conditions will likewise affect the performance of these companies. Correspondingly, the stocks of companies in the energy sector are subject to swift price fluctuations caused by events relating to international politics, energy conservation, the success of exploration projects and tax and other governmental regulatory policies. Weak demand for the companies' products or services or for energy products and services in general, as well as negative developments in these other areas, would adversely impact the value of the stocks held by the XLE and, therefore, the price of the XLE and the value of the Securities.

Adverse conditions in the industrial sector may reduce your return on the Securities. All of the stocks held by the XLI are issued by companies whose primary lines of business are directly associated with the industrial sector. The profitability of these companies is largely affected by supply and demand for their product or service and for industrial sector products in general. Government regulation, world events, exchange rates and economic conditions, technological developments and general civil liabilities will likewise affect the performance of these companies. Aerospace and defense companies, a component of the industrial sector, can be significantly affected by government spending policies. As a result of these factors, the value of the Securities may be subject to greater volatility and be more adversely affected by economic, political, or regulatory events relating to the industrial services sector.

Adverse conditions in the biotechnology sector may reduce your return on the Securities. All of the stocks held by the XBI are issued by companies whose primary lines of business are directly associated with the biotechnology sector. The profitability of these companies is largely dependent on, among other things, demand for the companies' products, regulatory influences on the biotechnology market (including healthcare reform and receipt of regulatory approvals and compliance with complex regulatory requirements), pricing and reimbursement from third party payors, continued innovation and successful development of new products, talent attraction and retention, maintaining intellectual property rights and industry competition. Any adverse developments affecting the biotechnology sector could adversely affect the price of the XBI and, in turn, the value of the Securities.

The stocks held by each Underlying are concentrated in three distinct sectors. The XLE, the XLI and the XBI hold securities issued by companies in the energy sector, the industrial sector and the biotechnology sector, respectively. As a result, the stocks that will determine the performance of the Securities are concentrated in three sectors. Although an investment in the Securities will not give

Market Linked Securities—Auto-Callable with Contingent Coupon and Contingent Downside

Principal at Risk Securities Linked to the Lowest Performing of the Energy Select Sector SPDR® Fund, the Industrial Select Sector SPDR® Fund and the SPDR® S&P® Biotech ETF due February 26, 2027

holders any ownership or other direct interests in the securities held by the Underlyings, the return on an investment in the Securities will be subject to certain risks associated with a direct equity investment in companies in these sectors. Accordingly, by investing in the Securities, you will not benefit from the diversification which could result from an investment linked to funds including companies that operate in multiple sectors.

The anti-dilution adjustments will be limited. The calculation agent may adjust the Adjustment Factor of an Underlying and other terms of the Securities to reflect certain actions by that Underlying, as described in the section “General Terms of the Securities— Anti-dilution Adjustments Relating to a Fund; Alternate Calculation” in the accompanying product supplement. The calculation agent will not be required to make an adjustment for every event that may affect an Underlying and will have broad discretion to determine whether and to what extent an adjustment is required.

The performance of an Underlying may not correlate with the performance of its fund underlying index as well as the net asset value per share of the Underlying, especially during periods of market volatility. The performance of an Underlying and that of its fund underlying index generally will vary due to, for example, transaction costs, management fees, certain corporate actions, and timing variances. Moreover, it is also possible that the performance of an Underlying may not fully replicate or may, in certain circumstances, diverge significantly from the performance of its fund underlying index. This could be due to, for example, the Underlying not holding all or substantially all of the underlying assets included in its fund underlying index and/or holding assets that are not included in its fund underlying index, the temporary unavailability of certain securities in the secondary market, the performance of any derivative instruments held by the Underlying, differences in trading hours between the Underlying and its fund underlying index, or other circumstances. This variation in performance is called the “tracking error,” and, at times, the tracking error may be significant. In addition, because the shares of each Underlying are traded on a securities exchange and are subject to market supply and investor demand, the market price of one share of an Underlying may differ from its net asset value per share; shares of an Underlying may trade at, above, or below its net asset value per share. During periods of market volatility, securities held by an Underlying may be unavailable in the secondary market, market participants may be unable to calculate accurately the net asset value per share of the Underlying and the liquidity of the Underlying may be adversely affected. Market volatility may also disrupt the ability of market participants to trade shares of the Underlying. Further, market volatility may adversely affect, sometimes materially, the prices at which market participants are willing to buy and sell shares of an Underlying. As a result, under these circumstances, the market value of shares of an Underlying may vary substantially from the net asset value per share of the Underlying.

Tax-related Risks

The U.S. federal income tax consequences of the Securities are uncertain, and may be adverse to a holder of the Securities. See “U.S. Federal Income Tax Summary” below and “U.S. Federal Income Tax Summary” beginning on page PS-36 of the accompanying product supplement.

Market Linked Securities—Auto-Callable with Contingent Coupon and Contingent Downside

Principal at Risk Securities Linked to the Lowest Performing of the Energy Select Sector SPDR[®] Fund, the Industrial Select Sector SPDR[®] Fund and the SPDR[®] S&P[®] Biotech ETF due February 26, 2027

Hypothetical Returns

If the Securities are automatically called:

If the Securities are automatically called prior to the Maturity Date, you will receive the principal amount of your Securities plus a final Contingent Coupon Payment on the applicable Call Settlement Date. In the event the Securities are automatically called, your total return on the Securities will equal any Contingent Coupon Payments received prior to the Call Settlement Date and the Contingent Coupon Payment received on the Call Settlement Date.

If the Securities are not automatically called:

If the Securities are not automatically called prior to the Maturity Date, the following table illustrates, for a range of hypothetical Performance Factors of the Lowest Performing Underlying on the Final Calculation Day, the hypothetical Maturity Payment Amount payable at maturity per Security (excluding the final Contingent Coupon Payment, if any). The Performance Factor of the Lowest Performing Underlying on the Final Calculation Day is its Ending Value expressed as a percentage of its Starting Value (i.e., its Ending Value *divided by* its Starting Value).

Hypothetical Performance Factor of Lowest Performing Underlying on Final Calculation Day	Hypothetical Maturity Payment Amount per Security
175.00%	\$1,000.00
160.00%	\$1,000.00
150.00%	\$1,000.00
140.00%	\$1,000.00
130.00%	\$1,000.00
120.00%	\$1,000.00
110.00%	\$1,000.00
100.00%	\$1,000.00
90.00%	\$1,000.00
80.00%	\$1,000.00
70.00%	\$1,000.00
60.00%	\$1,000.00
59.00%	\$590.00
50.00%	\$500.00
40.00%	\$400.00
30.00%	\$300.00
25.00%	\$250.00

The above figures do not take into account Contingent Coupon Payments, if any, received during the term of the Securities. As evidenced above, in no event will you have a positive rate of return based solely on the Maturity Payment Amount received at maturity; any positive return will be based solely on the Contingent Coupon Payments, if any, received during the term of the Securities.

The above figures are for purposes of illustration only and may have been rounded for ease of analysis. If the Securities are not automatically called prior to the Maturity Date, the actual amount you will receive on the Maturity Date will depend on the actual Ending Value of the Lowest Performing Underlying on the Final Calculation Day. The performance of the better performing Underlyings is not relevant to your return on the Securities.

Market Linked Securities—Auto-Callable with Contingent Coupon and Contingent Downside

Principal at Risk Securities Linked to the Lowest Performing of the Energy Select Sector SPDR® Fund, the Industrial Select Sector SPDR® Fund and the SPDR® S&P® Biotech ETF due February 26, 2027

Hypothetical Contingent Coupon Payments

Set forth below are examples that illustrate how to determine whether a Contingent Coupon Payment will be paid and whether the Securities will be automatically called, if applicable, on a Contingent Coupon Payment Date prior to the Maturity Date. The examples do not reflect any specific Contingent Coupon Payment Date. The following examples assume that the Securities are subject to automatic call on the applicable Calculation Day. The Securities will not be subject to automatic call until the second Calculation Day, which is approximately six months after the issue date. The following examples reflect the Contingent Coupon Rate of 10.60% per annum and assume the hypothetical Starting Value, Coupon Barrier and Fund Closing Price for each Underlying indicated in the examples. The terms used for purposes of these hypothetical examples do not represent any actual Starting Value or Coupon Barrier. The hypothetical Starting Value of \$100.00 for each Underlying has been chosen for illustrative purposes only and does not represent the actual Starting Value for any Underlying. The actual Starting Value and Coupon Barrier for each Underlying are set forth under "Terms of the Securities" above. For historical data regarding the actual Closing Prices of the Underlyings, see the historical information provided herein. These examples are for purposes of illustration only and the values used in the examples may have been rounded for ease of analysis.

Example 1. The Fund Closing Price of the Lowest Performing Underlying on the relevant Calculation Day is greater than or equal to its Coupon Barrier and less than its Starting Value. As a result, investors receive a Contingent Coupon Payment on the applicable Contingent Coupon Payment Date and the Securities are not automatically called.

	Energy Select Sector SPDR® Fund	Industrial Select Sector SPDR® Fund	SPDR® S&P® Biotech ETF
Hypothetical Starting Value:	\$100.00	\$100.00	\$100.00
Hypothetical Fund Closing Price on relevant Calculation Day:	\$90.00	\$95.00	\$80.00
Hypothetical Coupon Barrier:	\$60.00	\$60.00	\$60.00
Performance Factor (Fund Closing Price on Calculation Day divided by Starting Value):	90.00%	95.00%	80.00%

Step 1: Determine which Underlying is the Lowest Performing Underlying on the relevant Calculation Day.

In this example, the SPDR® S&P® Biotech ETF has the lowest Performance Factor and is, therefore, the Lowest Performing Underlying on the relevant Calculation Day.

Step 2: Determine whether a Contingent Coupon Payment will be paid and whether the Securities will be automatically called on the applicable Contingent Coupon Payment Date.

Since the hypothetical Fund Closing Price of the Lowest Performing Underlying on the relevant Calculation Day is greater than or equal to its Coupon Barrier, but less than its Starting Value, you would receive a Contingent Coupon Payment on the applicable Contingent Coupon Payment Date and the Securities would not be automatically called. The Contingent Coupon Payment would be equal to \$26.50 per Security, determined as follows: (i) \$1,000 multiplied by 10.60% per annum divided by (ii) 4, rounded to the nearest cent.

Example 2. The Fund Closing Price of the Lowest Performing Underlying on the relevant Calculation Day is less than its Coupon Barrier and its Starting Value. As a result, investors do not receive a Contingent Coupon Payment on the applicable Contingent Coupon Payment Date and the Securities are not automatically called.

	Energy Select Sector SPDR® Fund	Industrial Select Sector SPDR® Fund	SPDR® S&P® Biotech ETF
Hypothetical Starting Value:	\$100.00	\$100.00	\$100.00
Hypothetical Fund Closing Price on relevant Calculation Day:	\$59.00	\$125.00	\$105.00
Hypothetical Coupon Barrier:	\$60.00	\$60.00	\$60.00
Performance Factor (Fund Closing Price on Calculation Day divided by Starting Value):	59.00%	125.00%	105.00%

Step 1: Determine which Underlying is the Lowest Performing Underlying on the relevant Calculation Day.

In this example, the Energy Select Sector SPDR® Fund has the lowest Performance Factor and is, therefore, the Lowest Performing Underlying on the relevant Calculation Day.

Step 2: Determine whether a Contingent Coupon Payment will be paid and whether the Securities will be automatically called on the applicable Contingent Coupon Payment Date.

Since the hypothetical Fund Closing Price of the Lowest Performing Underlying on the relevant Calculation Day is less than its Coupon Barrier, you would not receive a Contingent Coupon Payment on the applicable Contingent Coupon Payment Date. In addition, because the hypothetical Fund Closing Price of the Lowest Performing Underlying also is less than its Starting Value, the Securities would not be automatically called, even though the Fund Closing Prices of the better performing Underlyings on the

Market Linked Securities—Auto-Callable with Contingent Coupon and Contingent Downside

Principal at Risk Securities Linked to the Lowest Performing of the Energy Select Sector SPDR® Fund, the Industrial Select Sector SPDR® Fund and the SPDR® S&P® Biotech ETF due February 26, 2027

relevant Calculation Day are greater than their respective Starting Values. As this example illustrates, whether you receive a Contingent Coupon Payment and whether the Securities are automatically called on a Contingent Coupon Payment Date will depend solely on the Fund Closing Price of the Lowest Performing Underlying on the relevant Calculation Day. The performance of the better performing Underlyings is not relevant to your return on the Securities.

Example 3. The Fund Closing Price of the Lowest Performing Underlying on the relevant Calculation Day is greater than or equal to its Starting Value. As a result, the Securities are automatically called on the applicable Contingent Coupon Payment Date for the principal amount plus a final Contingent Coupon Payment.

	Energy Select Sector SPDR® Fund	Industrial Select Sector SPDR® Fund	SPDR® S&P® Biotech ETF
Hypothetical Starting Value:	\$100.00	\$100.00	\$100.00
Hypothetical Fund Closing Price on relevant Calculation Day:	\$115.00	\$105.00	\$130.00
Hypothetical Coupon Barrier:	\$60.00	\$60.00	\$60.00
Performance Factor (Fund Closing Price on Calculation Day <i>divided by</i> Starting Value):	115.00%	105.00%	130.00%

Step 1: Determine which Underlying is the Lowest Performing Underlying on the relevant Calculation Day.

In this example, the Industrial Select Sector SPDR® Fund has the lowest Performance Factor and is, therefore, the Lowest Performing Underlying on the relevant Calculation Day.

Step 2: Determine whether a Contingent Coupon Payment will be paid and whether the Securities will be automatically called on the applicable Contingent Coupon Payment Date.

Since the hypothetical Fund Closing Price of the Lowest Performing Underlying on the relevant Calculation Day is greater than or equal to its Starting Value, the Securities would be automatically called and you would receive the principal amount plus a final Contingent Coupon Payment on the applicable Contingent Coupon Payment Date, which is also referred to as the Call Settlement Date. On the Call Settlement Date, you would receive \$1,026.50 per Security.

You will not receive any further payments after the Call Settlement Date.

Market Linked Securities—Auto-Callable with Contingent Coupon and Contingent Downside

Principal at Risk Securities Linked to the Lowest Performing of the Energy Select Sector SPDR[®] Fund, the Industrial Select Sector SPDR[®] Fund and the SPDR[®] S&P[®] Biotech ETF due February 26, 2027

Hypothetical Payment at the Maturity Date

Set forth below are examples of calculations of the Maturity Payment Amount payable on the Maturity Date, assuming that the Securities have not been automatically called prior to the Maturity Date and assuming the hypothetical Starting Value, Coupon Barrier, Threshold Value and Ending Value for each Underlying indicated in the examples. The terms used for purposes of these hypothetical examples do not represent any actual Starting Value, Coupon Barrier or Threshold Value. The hypothetical Starting Value of \$100.00 for each Underlying has been chosen for illustrative purposes only and does not represent the actual Starting Value for any Underlying. The actual Starting Value, Coupon Barrier and Threshold Value for each Underlying are set forth under “Terms of the Securities” above. For historical data regarding the actual Closing Prices of the Underlyings, see the historical information provided herein. These examples are for purposes of illustration only and the values used in the examples may have been rounded for ease of analysis.

Example 1. The Ending Value of the Lowest Performing Underlying on the Final Calculation Day is greater than its Starting Value, the Maturity Payment Amount is equal to the principal amount of your Securities at maturity and you receive a final Contingent Coupon Payment:

	Energy Select Sector SPDR [®] Fund	Industrial Select Sector SPDR [®] Fund	SPDR [®] S&P [®] Biotech ETF
Hypothetical Starting Value:	\$100.00	\$100.00	\$100.00
Hypothetical Ending Value:	\$145.00	\$135.00	\$125.00
Hypothetical Coupon Barrier:	\$60.00	\$60.00	\$60.00
Hypothetical Threshold Value:	\$60.00	\$60.00	\$60.00
Performance Factor (Ending Value <i>divided by</i> Starting Value):	145.00%	135.00%	125.00%

Step 1: Determine which Underlying is the Lowest Performing Underlying on the Final Calculation Day.

In this example, the SPDR[®] S&P[®] Biotech ETF has the lowest Performance Factor and is, therefore, the Lowest Performing Underlying on the Final Calculation Day.

Step 2: Determine the Maturity Payment Amount based on the Ending Value of the Lowest Performing Underlying on the Final Calculation Day.

Since the hypothetical Ending Value of the Lowest Performing Underlying on the Final Calculation Day is greater than its hypothetical Threshold Value, the Maturity Payment Amount would equal the principal amount. Although the hypothetical Ending Value of the Lowest Performing Underlying on the Final Calculation Day is significantly greater than its hypothetical Starting Value in this scenario, the Maturity Payment Amount will not exceed the principal amount.

In addition to any Contingent Coupon Payments received during the term of the Securities, on the Maturity Date you would receive \$1,000 per Security. In addition, because the hypothetical Ending Value of the Lowest Performing Underlying on the Final Calculation Day is greater than its Coupon Barrier, you would receive a final Contingent Coupon Payment on the Maturity Date.

Example 2. The Ending Value of the Lowest Performing Underlying on the Final Calculation Day is less than its Starting Value but greater than its Threshold Value and its Coupon Barrier, the Maturity Payment Amount is equal to the principal amount of your Securities at maturity and you receive a final Contingent Coupon Payment:

	Energy Select Sector SPDR [®] Fund	Industrial Select Sector SPDR [®] Fund	SPDR [®] S&P [®] Biotech ETF
Hypothetical Starting Value:	\$100.00	\$100.00	\$100.00
Hypothetical Ending Value:	\$80.00	\$115.00	\$110.00
Hypothetical Coupon Barrier:	\$60.00	\$60.00	\$60.00
Hypothetical Threshold Value:	\$60.00	\$60.00	\$60.00
Performance Factor (Ending Value <i>divided by</i> Starting Value):	80.00%	115.00%	110.00%

Step 1: Determine which Underlying is the Lowest Performing Underlying on the Final Calculation Day.

In this example, the Energy Select Sector SPDR[®] Fund has the lowest Performance Factor and is, therefore, the Lowest Performing Underlying on the Final Calculation Day.

Step 2: Determine the Maturity Payment Amount based on the Ending Value of the Lowest Performing Underlying on the Final Calculation Day.

Market Linked Securities—Auto-Callable with Contingent Coupon and Contingent Downside

Principal at Risk Securities Linked to the Lowest Performing of the Energy Select Sector SPDR® Fund, the Industrial Select Sector SPDR® Fund and the SPDR® S&P® Biotech ETF due February 26, 2027

Since the hypothetical Ending Value of the Lowest Performing Underlying is less than its hypothetical Starting Value, but not by more than 40%, you would be repaid the principal amount of your Securities at maturity.

In addition to any Contingent Coupon Payments received during the term of the Securities, on the Maturity Date you would receive \$1,000 per Security. In addition, because the hypothetical Ending Value of the Lowest Performing Underlying on the Final Calculation Day is greater than its Coupon Barrier, you would receive a final Contingent Coupon Payment on the Maturity Date.

Example 3. The Ending Value of the Lowest Performing Underlying on the Final Calculation Day is less than its Threshold Value and its Coupon Barrier, the Maturity Payment Amount is less than the principal amount of your Securities at maturity and you do not receive a final Contingent Coupon Payment:

	Energy Select Sector SPDR® Fund	Industrial Select Sector SPDR® Fund	SPDR® S&P® Biotech ETF
Hypothetical Starting Value:	\$100.00	\$100.00	\$100.00
Hypothetical Ending Value:	\$120.00	\$45.00	\$90.00
Hypothetical Coupon Barrier:	\$60.00	\$60.00	\$60.00
Hypothetical Threshold Value:	\$60.00	\$60.00	\$60.00
Performance Factor (Ending Value divided by Starting Value):	120.00%	45.00%	90.00%

Step 1: Determine which Underlying is the Lowest Performing Underlying on the Final Calculation Day.

In this example, the Industrial Select Sector SPDR® Fund has the lowest Performance Factor and is, therefore, the Lowest Performing Underlying on the Final Calculation Day.

Step 2: Determine the Maturity Payment Amount based on the Ending Value of the Lowest Performing Underlying on the Final Calculation Day.

Since the hypothetical Ending Value of the Lowest Performing Underlying on the Final Calculation Day is less than its hypothetical Starting Value by more than 40%, you would lose a portion of the principal amount of your Securities and receive the Maturity Payment Amount equal to \$450.00 per Security, calculated as follows:

= \$1,000 × Performance Factor of the Lowest Performing Underlying on the Final Calculation Day

= \$1,000 × 45.00%

= \$450.00

In addition to any Contingent Coupon Payments received during the term of the Securities, on the Maturity Date you would receive \$450.00 per Security. Because the hypothetical Ending Value of the Lowest Performing Underlying on the Final Calculation Day is less than its Coupon Barrier, you would not receive a final Contingent Coupon Payment on the Maturity Date.

These examples illustrate that you will not participate in any appreciation of any Underlying, but will be fully exposed to a decrease in the Lowest Performing Underlying if the Ending Value of the Lowest Performing Underlying on the Final Calculation Day is less than its Threshold Value, even if the Ending Values of the other Underlyings have appreciated or have not declined below their respective Threshold Values.

To the extent that the Starting Value, Coupon Barrier, Threshold Value and Ending Value of the Lowest Performing Underlying differ from the values assumed above, the results indicated above would be different.

Market Linked Securities—Auto-Callable with Contingent Coupon and Contingent Downside

Principal at Risk Securities Linked to the Lowest Performing of the Energy Select Sector SPDR[®] Fund, the Industrial Select Sector SPDR[®] Fund and the SPDR[®] S&P[®] Biotech ETF due February 26, 2027

All disclosures contained in this pricing supplement regarding the Underlyings, including, without limitation, their make-up, method of calculation, and changes in their components, have been derived from publicly available sources. The information reflects the policies of, and is subject to change by, each of SSGA Funds Management, Inc. (“SSGA”), the investment advisor to each of the XLE, XLI and XBI. We refer to SSGA as the “Investment Advisor”. The Investment Advisor, which licenses the copyright and all other rights to the respective Underlyings, has no obligation to continue to publish, and may discontinue publication of, an Underlying. The consequences of the Investment Advisor discontinuing publication of any Underlying are discussed in “General Terms of the Securities—Anti-dilution Adjustments Relating to a Fund; Alternate Calculation” in the accompanying product supplement. None of us, the Guarantor, the calculation agent, or BofAS accepts any responsibility for the calculation, maintenance or publication of any Underlying or any successor fund. None of us, the Guarantor, BofAS or any of our other affiliates makes any representation to you as to the future performance of the Underlyings. You should make your own investigation into the Underlyings.

The Energy Select Sector SPDR[®] Fund

The shares of the XLE are issued by Select Sector SPDR[®] Trust, a registered investment company. The XLE seeks investment results that correspond generally to the price and yield performance, before fees and expenses, of the Energy Select Sector Index, its underlying index. The Energy Select Sector Index measures the performance of the energy sector of the U.S. equity market. The XLE is composed of equity securities of companies in the oil, gas and consumable fuel, energy equipment and services industries. The XLE trades on the NYSE Arca under the ticker symbol “XLE.”

Investment Approach

The XLE utilizes a “passive” or “indexing” investment approach in attempting to track the performance of the Energy Select Sector Index. The XLE will invest in substantially all of the securities which comprise the Energy Select Sector Index. The XLE will normally invest at least 95% of its total assets in common stocks that comprise the Energy Select Sector Index.

The underlying index of the XLE is part of the Select Sector Indices. See “The Select Sector Indices” below.

The Select Sector Indices

The Select Sector Indices are sub-indices of the S&P 500[®] Index (“SPX”). Each stock in the SPX is allocated to at least one Select Sector Index, and the combined companies of the eleven Select Sector Indices represent all of the companies in the SPX. The industry indices are sub-categories within each Select Sector Index and represent a specific industry segment of the overall Select Sector Index. The eleven Select Sector Indices seek to represent the eleven SPX sectors. The index compilation agent for these indices (the “Index Compilation Agent”) determines the composition of the Select Sector Indices based on S&P’s sector classification methodology. Sector designations are determined by the index sponsor using criteria it has selected or developed. Index sponsors may use very different standards for determining sector designations. In addition, many companies operate in a number of sectors, but are listed in only one sector and the basis on which that sector is selected may also differ. As a result, sector comparisons between indices with different index sponsors may reflect differences in methodology as well as actual differences in the sector composition of the indices.

Each Select Sector Index was developed and is maintained in accordance with the following criteria:

- Each of the component stocks in a Select Sector Index (the “Component Stocks”) is a constituent company of the SPX.
- The eleven Select Sector Indices together will include all of the companies represented in the SPX and each of the stocks in the SPX will be allocated to at least one of the Select Sector Indices.
- The Index Compilation Agent assigns each constituent stock of the SPX to a Select Sector Index. The Index Compilation Agent assigns a company’s stock to a particular Select Sector Index based on S&P Dow Jones Indices’s sector classification methodology as set forth in its Global Industry Classification Standard.
- Each Select Sector Index is calculated by S&P Dow Jones Indices using a modified “market capitalization” methodology. This design ensures that each of the component stocks within a Select Sector Index is represented in a proportion consistent with its percentage with respect to the total market capitalization of that Select Sector Index.
- For reweighting purposes, each Select Sector Index is rebalanced quarterly after the close of business on the second to last calculation day of March, June, September and December using the following procedures: (1) The rebalancing reference date is two business days prior to the last calculation day of each quarter; and (2) With prices reflected on the rebalancing reference date, and membership, shares outstanding, additional weight factor (capping factor) and investable weight factors (as described in the section “Computation of the S&P 500 Index[®]” below) as of the rebalancing effective date, each company is weighted using the modified market capitalization methodology. Modifications are made as defined below.
 - (i) The indices are first evaluated to ensure none of the indices breach the maximum allowable limits defined in rules (ii) and (v) below. If any of the allowable limits are breached, the component stocks are reweighted based on their float-adjusted market capitalization weights.

Market Linked Securities—Auto-Callable with Contingent Coupon and Contingent Downside

Principal at Risk Securities Linked to the Lowest Performing of the Energy Select Sector SPDR[®] Fund, the Industrial Select Sector SPDR[®] Fund and the SPDR[®] S&P[®] Biotech ETF due February 26, 2027

- (ii) If any component stock has a weight greater than 24%, that component stock has its float-adjusted market capitalization weight capped at 23%. The 23% weight cap creates a 2% buffer to ensure that no component stock exceeds 25% as of the quarter-end diversification requirement date.
 - (iii) All excess weight is equally redistributed to all uncapped component stocks within the relevant Select Sector Index.
 - (iv) After this redistribution, if the float-adjusted market capitalization weight of any other component stock(s) then breaches 23%, the process is repeated iteratively until no component stock breaches the 23% weight cap.
 - (v) The sum of the component stocks with weight greater than 4.8% cannot exceed 50% of the total index weight. These caps are set to allow for a buffer below the 5% limit.
 - (vi) If the rule in step (v) is breached, all the component stocks are ranked in descending order of their float-adjusted market capitalization weights and the first component stock that causes the 50% limit to be breached has its weight reduced to 4.6%.
 - (vii) This excess weight is equally redistributed to all component stocks with weights below 4.6%. This process is repeated iteratively until step (v) is satisfied.
 - (viii) Index share amounts are assigned to each component stock to arrive at the weights calculated above. Since index shares are assigned based on prices one business day prior to rebalancing, the actual weight of each component stock at the rebalancing differs somewhat from these weights due to market movements.
 - (ix) If necessary, the reweighting process may take place more than once prior to the close on the last business day of March, June, September or December to ensure conformity with all diversification requirements.
- Each Select Sector Index is calculated using the same methodology utilized by S&P Dow Jones Indices in calculating the SPX, using a base-weighted aggregate methodology. The daily calculation of each Select Sector Index is computed by dividing the total market value of the companies in the Select Sector Index by a number called the index divisor.
 - The Index Compilation Agent at any time may determine that a Component Stock which has been assigned to one Select Sector Index has undergone such a transformation in the composition of its business, and should be removed from that Select Sector Index and assigned to a different Select Sector Index. In the event that the Index Compilation Agent notifies S&P Dow Jones Indices that a Component Stock's Select Sector Index assignment should be changed, S&P Dow Jones Indices will disseminate notice of the change following its standard procedure for announcing index changes and will implement the change in the affected Select Sector Indices on a date no less than one week after the initial dissemination of information on the sector change to the maximum extent practicable. It is not anticipated that Component Stocks will change sectors frequently.
 - Component Stocks removed from and added to the SPX will be deleted from and added to the appropriate Select Sector Index on the same schedule used by S&P Dow Jones Indices for additions and deletions from the SPX insofar as practicable.

The S&P 500[®] Index

The SPX includes a representative sample of 500 companies in leading industries of the U.S. economy. The SPX is intended to provide an indication of the pattern of common stock price movement. The calculation of the level of the SPX is based on the relative value of the aggregate market value of the common stocks of 500 companies as of a particular time compared to the aggregate average market value of the common stocks of 500 similar companies during the base period of the years 1941 through 1943.

The SPX includes companies from eleven main groups: Communication Services; Consumer Discretionary; Consumer Staples; Energy; Financials; Health Care; Industrials; Information Technology; Real Estate; Materials; and Utilities. S&P Dow Jones Indices LLC ("SPDJI"), the sponsor of the SPX, may from time to time, in its sole discretion, add companies to, or delete companies from, the SPX to achieve the objectives stated above.

Company additions to the SPX must have an unadjusted company market capitalization of \$15.8 billion or more (an increase from the previous requirement of an unadjusted company market capitalization of \$14.5 billion or more).

SPDJI calculates the SPX by reference to the prices of the constituent stocks of the SPX without taking account of the value of dividends paid on those stocks. As a result, the return on the Securities will not reflect the return you would realize if you actually owned the SPX constituent stocks and received the dividends paid on those stocks.

Computation of the SPX

While SPDJI currently employs the following methodology to calculate the SPX, no assurance can be given that SPDJI will not modify or change this methodology in a manner that may affect payments on the Securities.

Historically, the market value of any component stock of the SPX was calculated as the product of the market price per share and the number of then outstanding shares of such component stock. In March 2005, SPDJI began shifting the SPX halfway from a market

Market Linked Securities—Auto-Callable with Contingent Coupon and Contingent Downside

Principal at Risk Securities Linked to the Lowest Performing of the Energy Select Sector SPDR® Fund, the Industrial Select Sector SPDR® Fund and the SPDR® S&P® Biotech ETF due February 26, 2027

capitalization weighted formula to a float-adjusted formula, before moving the SPX to full float adjustment on September 16, 2005. SPDJI's criteria for selecting stocks for the SPX did not change with the shift to float adjustment. However, the adjustment affects each company's weight in the SPX.

Under float adjustment, the share counts used in calculating the SPX reflect only those shares that are available to investors, not all of a company's outstanding shares. Float adjustment excludes shares that are closely held by control groups, other publicly traded companies or government agencies.

In September 2012, all shareholdings representing more than 5% of a stock's outstanding shares, other than holdings by "block owners," were removed from the float for purposes of calculating the SPX. Generally, these "control holders" will include officers and directors, private equity, venture capital and special equity firms, other publicly traded companies that hold shares for control, strategic partners, holders of restricted shares, ESOPs, employee and family trusts, foundations associated with the company, holders of unlisted share classes of stock, government entities at all levels (other than government retirement/pension funds) and any individual person who controls a 5% or greater stake in a company as reported in regulatory filings. However, holdings by block owners, such as depository banks, pension funds, mutual funds and ETF providers, 401(k) plans of the company, government retirement/pension funds, investment funds of insurance companies, asset managers and investment funds, independent foundations and savings and investment plans, will ordinarily be considered part of the float.

Treasury stock, stock options, restricted shares, equity participation units, warrants, preferred stock, convertible stock, and rights are not part of the float. Shares held in a trust to allow investors in countries outside the country of domicile, such as depository shares and Canadian exchangeable shares, are normally part of the float unless those shares form a control block. If a company has multiple classes of stock outstanding, shares in an unlisted or non-traded class are treated as a control block.

For each stock, an investable weight factor ("IWF") is calculated by dividing the available float shares by the total shares outstanding. Available float shares are defined as the total shares outstanding less shares held by control holders. This calculation is subject to a 5% minimum threshold for control blocks. For example, if a company's officers and directors hold 3% of the company's shares, and no other control group holds 5% of the company's shares, SPDJI would assign that company an IWF of 1.00, as no control group meets the 5% threshold. However, if a company's officers and directors hold 3% of the company's shares and another control group holds 20% of the company's shares, SPDJI would assign an IWF of 0.77, reflecting the fact that 23% of the company's outstanding shares are considered to be held for control. As of July 31, 2017, companies with multiple share class lines are no longer eligible for inclusion in the SPX. Constituents of the SPX prior to July 31, 2017 with multiple share class lines will be grandfathered in and continue to be included in the SPX. If a constituent company of the SPX reorganizes into a multiple share class line structure, that company will remain in the SPX at the discretion of the S&P Index Committee in order to minimize turnover.

The SPX is calculated using a base-weighted aggregate methodology. The level of the SPX reflects the total market value of all component stocks relative to the base period of the years 1941 through 1943. An indexed number is used to represent the results of this calculation in order to make the level easier to work with and track over time. The actual total market value of the component stocks during the base period of the years 1941 through 1943 has been set to an indexed level of 10. This is often indicated by the notation 1941- 43 = 10. In practice, the daily calculation of the SPX is computed by dividing the total market value of the component stocks by the "index divisor." By itself, the index divisor is an arbitrary number. However, in the context of the calculation of the SPX, it serves as a link to the original base period level of the SPX. The index divisor keeps the SPX comparable over time and is the manipulation point for all adjustments to the SPX, which is index maintenance.

Index Maintenance

Index maintenance includes monitoring and completing the adjustments for company additions and deletions, share changes, stock splits, stock dividends, and stock price adjustments due to company restructuring or spinoffs. Some corporate actions, such as stock splits and stock dividends, require changes in the common shares outstanding and the stock prices of the companies in the SPX, and do not require index divisor adjustments.

To prevent the level of the SPX from changing due to corporate actions, corporate actions which affect the total market value of the SPX require an index divisor adjustment. By adjusting the index divisor for the change in market value, the level of the SPX remains constant and does not reflect the corporate actions of individual companies in the SPX. Index divisor adjustments are made after the close of trading and after the calculation of the SPX closing level.

Changes in a company's shares outstanding of 5.00% or more due to mergers, acquisitions, public offerings, tender offers, Dutch auctions, or exchange offers are made as soon as reasonably possible. Share changes due to mergers or acquisitions of publicly held companies that trade on a major exchange are implemented when the transaction occurs, even if both of the companies are not in the same headline index, and regardless of the size of the change. All other changes of 5.00% or more (due to, for example, company stock repurchases, private placements, redemptions, exercise of options, warrants, conversion of preferred stock, notes, debt, equity participation units, at-

Market Linked Securities—Auto-Callable with Contingent Coupon and Contingent Downside

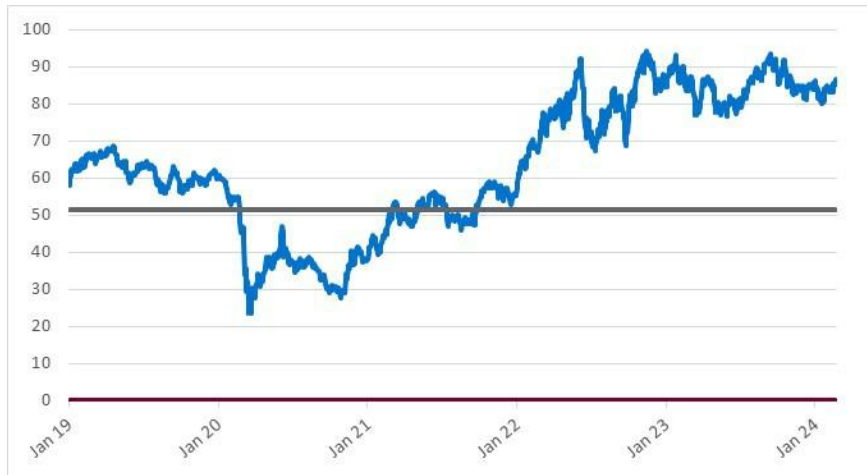
Principal at Risk Securities Linked to the Lowest Performing of the Energy Select Sector SPDR® Fund, the Industrial Select Sector SPDR® Fund and the SPDR® S&P® Biotech ETF due February 26, 2027

the-market offerings, or other recapitalizations) are made weekly and are announced on Fridays for implementation after the close of trading on the following Friday. Changes of less than 5.00% are accumulated and made quarterly on the third Friday of March, June, September, and December, and are usually announced two to five days prior.

If a change in a company's shares outstanding of 5.00% or more causes a company's IWF to change by five percentage points or more, the IWF is updated at the same time as the share change. IWF changes resulting from partial tender offers are considered on a case by case basis.

Historical Information

The following graph sets forth the daily historical performance of the XLE in the period from January 2, 2019 through the Pricing Date. We obtained this historical data from Bloomberg L.P. We have not independently verified the accuracy or completeness of the information obtained from Bloomberg L.P. The horizontal line in the graph represents the XLE's Coupon Barrier and Threshold Value of \$51.576, which is 60% of the XLE's Starting Value of \$85.96.



This historical data on the XLE is not necessarily indicative of the future performance of the XLE or what the value of the Securities may be. Any historical upward or downward trend in the Closing Price of the XLE during any period set forth above is not an indication that the Closing Price of the XLE is more or less likely to increase or decrease at any time over the term of the Securities.

Before investing in the Securities, you should consult publicly available sources for the Closing Prices of the XLE.

Market Linked Securities—Auto-Callable with Contingent Coupon and Contingent Downside

Principal at Risk Securities Linked to the Lowest Performing of the Energy Select Sector SPDR® Fund, the Industrial Select Sector SPDR® Fund and the SPDR® S&P® Biotech ETF due February 26, 2027

The Industrial Select Sector SPDR® Fund

The shares of the XLI are issued by Select Sector SPDR® Trust, a registered investment company. The XLI seeks investment results that correspond generally to the price and yield performance, before fees and expenses, of the Industrial Select Sector Index, its underlying index. The Industrial Select Sector Index measures the performance of the industrial sector of the U.S. equity market. The XLI is composed of equity securities of companies in aerospace and defense, industrial conglomerates, marine, transportation infrastructure and machinery industries. The XLI trades on the NYSE Arca under the ticker symbol "XLI."

Investment Approach

The XLI utilizes a "passive" or "indexing" investment approach in attempting to track the performance of the Industrial Select Sector Index. The XLI will invest in substantially all of the securities which comprise the Industrial Select Sector Index. The XLI will normally invest at least 95% of its total assets in common stocks that comprise the Industrial Select Sector Index.

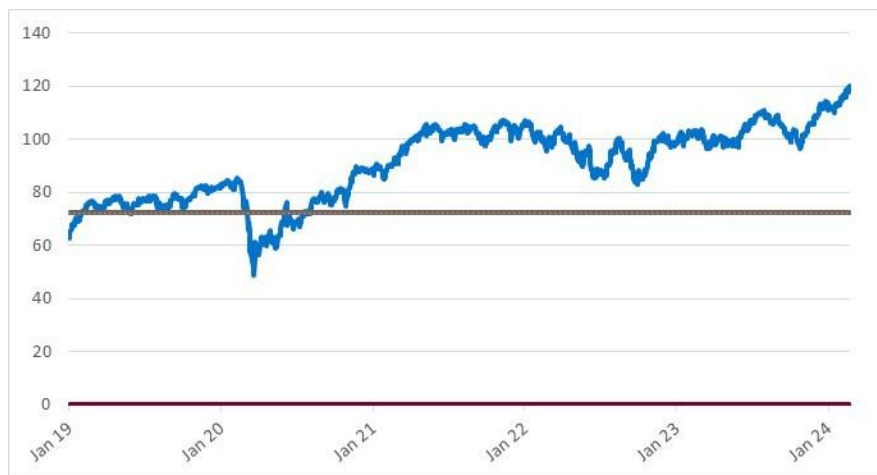
Investment Objective and Strategy

The XLI seeks to provide investment results that correspond generally to the price and yield performance, before fees and expenses, of the Industrial Select Sector Index. The investment manager of the XLI uses a replication strategy to try to achieve the XLI's investment objective, which means that the XLI generally invests in substantially all of the securities represented in the Industrial Select Sector Index in approximately the same proportions as the Industrial Select Sector Index. Under normal market conditions, the XLI generally invests at least 95% of its total assets in the securities comprising the Industrial Select Sector Index. In certain situations or market conditions, the XLI may temporarily depart from its normal investment policies and strategies provided that the alternative is consistent with the XLI's investment objective and is in the best interest of the XLI. For example, if the XLI is unable to invest directly in a component security or if a derivative investment may provide higher liquidity than other types of investments, it may make larger than normal investments in derivatives to maintain exposure to the Industrial Select Sector Index that it tracks. Consequently, under such circumstances, the XLI may invest in a different mix of investments than it would under normal circumstances. The XLI will provide shareholders with at least 60 days notice prior to any material change in its investment policies. The XLI is managed with a passive investment strategy, attempting to track the performance of an unmanaged index of securities. This differs from an actively managed underlying, which typically seeks to outperform a benchmark index.

The underlying index of the XLI is part of the Select Sector Indices. For a description of the Select Sector Indices and the S&P 500 Index, see "The Energy Select Sector SPDR Fund—The Select Sector Indices" and "—The S&P 500 Index."

Historical Information

The following graph sets forth the daily historical performance of the XLI in the period from January 2, 2019 through the Pricing Date. We obtained this historical data from Bloomberg L.P. We have not independently verified the accuracy or completeness of the information obtained from Bloomberg L.P. The horizontal line in the graph represents the XLI's Coupon Barrier and Threshold Value of \$72.132, which is 60% of the XLI's Starting Value of \$120.22.



Market Linked Securities—Auto-Callable with Contingent Coupon and Contingent Downside

Principal at Risk Securities Linked to the Lowest Performing of the Energy Select Sector SPDR[®] Fund, the Industrial Select Sector SPDR[®] Fund and the SPDR[®] S&P[®] Biotech ETF due February 26, 2027

This historical data on the XLI is not necessarily indicative of the future performance of the XLI or what the value of the Securities may be. Any historical upward or downward trend in the Closing Price of the XLI during any period set forth above is not an indication that the Closing Price of the XLI is more or less likely to increase or decrease at any time over the term of the Securities.

Before investing in the Securities, you should consult publicly available sources for the Closing Prices of the XLI.

Market Linked Securities—Auto-Callable with Contingent Coupon and Contingent Downside

Principal at Risk Securities Linked to the Lowest Performing of the Energy Select Sector SPDR® Fund, the Industrial Select Sector SPDR® Fund and the SPDR® S&P® Biotech ETF due February 26, 2027

The SPDR® S&P® Biotech ETF

The XBI seeks to provide investment results that correspond generally to the price and yield performance, before fees and expenses, of the S&P Biotechnology Select Industry Index (the “underlying index”). The underlying index represents the biotechnology sub-industry portion of the S&P® Total Market Index (“S&P TMI”), an index that measures the performance of the U.S. equity market. The XBI is composed of companies that are in the biotechnology sector.

The XBI utilizes a “sampling” investment approach in attempting to track the performance of the underlying index. The XBI typically invests in substantially all of the securities which comprise the underlying index in approximately the same proportions as the underlying index. The XBI will normally invest at least 80% of its total assets in the common stocks that comprise the underlying index. The returns of the XBI may be affected by certain management fees and other expenses, which are detailed in its prospectus.

The S&P® Biotechnology Select Industry® Index

This underlying index is an equal-weighted index that is designed to measure the performance of the biotechnology sub-industry portion of the S&P TMI. The S&P TMI includes all U.S. common equities listed on the New York Stock Exchange (the “NYSE”) (including NYSE Arca), the NYSE American, the Nasdaq Global Select Market, and the Nasdaq Capital Market. Each of the component stocks in the underlying index is a constituent company within the biotechnology sub-industry portion of the S&P TMI.

To be eligible for inclusion in the underlying index, companies must be in the S&P TMI and must be included in the relevant Global Industry Classification Standard (GICS) sub-industry. The GICS was developed to establish a global standard for categorizing companies into sectors and industries. In addition to the above, companies must satisfy one of the two following combined size and liquidity criteria:

- float-adjusted market capitalization above US\$500 million and float-adjusted liquidity ratio above 90%; or
- float-adjusted market capitalization above US\$400 million and float-adjusted liquidity ratio above 150%.

All U.S. companies satisfying these requirements are included in the underlying index. The total number of companies in the underlying index should be at least 35. If there are fewer than 35 stocks, stocks from a supplementary list of highly correlated sub-industries that meet the market capitalization and liquidity thresholds above are included in order of their float-adjusted market capitalization to reach 35 constituents. Minimum market capitalization requirements may be relaxed to ensure there are at least 22 companies in the underlying index as of each rebalancing effective date.

Eligibility factors include:

- **Market Capitalization:** Float-adjusted market capitalization should be at least US\$400 million for inclusion in the underlying index. Existing index components must have a float-adjusted market capitalization of US\$300 million to remain in the underlying index at each rebalancing.
- **Liquidity:** The liquidity measurement used is a liquidity ratio, defined as dollar value traded over the previous 12-months divided by the float-adjusted market capitalization as of the underlying index rebalancing reference date. Stocks having a float-adjusted market capitalization above US\$500 million must have a liquidity ratio greater than 90% to be eligible for addition to the underlying index. Stocks having a float-adjusted market capitalization between US\$400 and US\$500 million must have a liquidity ratio greater than 150% to be eligible for addition to the underlying index. Existing index constituents must have a liquidity ratio greater than 50% to remain in the underlying index at the quarterly rebalancing. The length of time to evaluate liquidity is reduced to the available trading period for IPOs or spin-offs that do not have 12 months of trading history.
- **Takeover Restrictions:** At the discretion of S&P, constituents with shareholder ownership restrictions defined in company bylaws may be deemed ineligible for inclusion in the underlying index. Ownership restrictions preventing entities from replicating the index weight of a company may be excluded from the eligible universe or removed from the underlying index.
- **Turnover:** S&P believes turnover in index membership should be avoided when possible. At times, a company may appear to temporarily violate one or more of the addition criteria. However, the addition criteria are for addition to the underlying index, not for continued membership. As a result, an index constituent that appears to violate the criteria for addition to the underlying index will not be deleted unless ongoing conditions warrant a change in the composition of the underlying index.

Computation of the Underlying Index

The underlying index is calculated as the underlying index market value divided by the divisor. In an equal-weighted index like the underlying index, the market capitalization of each stock used in the calculation of the index market value is redefined so that each stock has an equal weight in the index on each rebalancing date. The adjusted market capitalization for each stock in the index is calculated as the product of the stock price, the number of shares outstanding, the stock’s float factor and the adjustment factor.

A stock’s float factor refers to the number of shares outstanding that are available to investors. S&P indices exclude shares closely held by control groups from the underlying index calculation because such shares are not available to investors. For each stock, S&P calculates an Investable Weight Factor (IWF) which is the percentage of total shares outstanding that are included in the underlying index calculation.

Market Linked Securities—Auto-Callable with Contingent Coupon and Contingent Downside

Principal at Risk Securities Linked to the Lowest Performing of the Energy Select Sector SPDR® Fund, the Industrial Select Sector SPDR® Fund and the SPDR® S&P® Biotech ETF due February 26, 2027

The adjustment factor for each stock is assigned at each rebalancing date and is calculated by dividing a specific constant set for the purpose of deriving the adjustment factor (often referred to as modified index shares) by the number of stocks in the underlying index multiplied by the float adjusted market value of such stock on such rebalancing date.

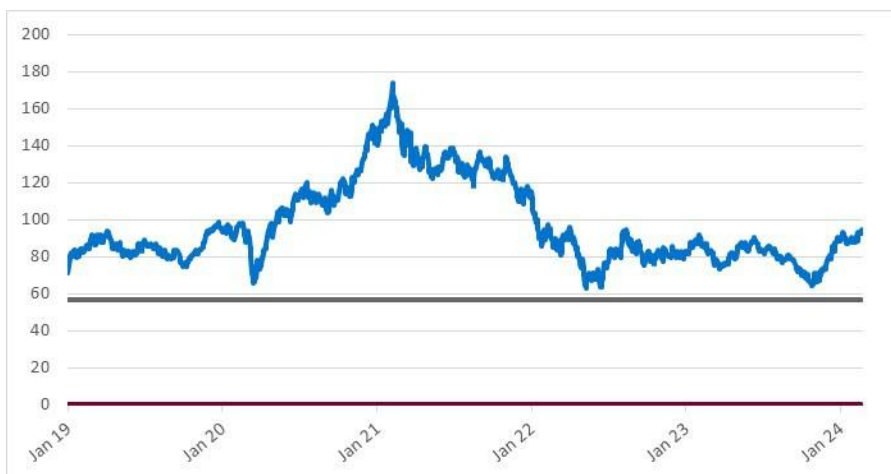
Adjustments are also made to ensure that no stock in the underlying index will have a weight that exceeds the value that can be traded in a single day for a theoretical portfolio of \$2 billion. Theoretical portfolio values are reviewed annually and any updates are made at the discretion of the underlying index committee, as defined below. The maximum basket liquidity weight for each stock in the underlying index will be calculated using the ratio of its three-month median daily value traded to the theoretical portfolio value of \$2 billion. Each stock's weight in the underlying index is then compared to its maximum basket liquidity weight and is set to the lesser of (1) its maximum basket liquidity weight or (2) its initial equal weight. All excess weight is redistributed across the underlying index to the uncapped stocks. If necessary, a final adjustment is made to ensure that no stock in the underlying index has a weight greater than 4.5%. No further adjustments are made if the latter step would force the weight of those stocks limited to their maximum basket liquidity weight to exceed that weight. If the underlying index contains exactly 22 stocks as of the rebalancing effective date, the underlying index will be equally weighted without basket liquidity constraints.

If a company has more than one share class line in the S&P TMI, such company will be represented once by the designated listing (generally the share class with both (i) the highest one-year trading liquidity as defined by median daily value traded and (ii) the largest float-adjusted market capitalization). S&P reviews designated listings on an annual basis and any changes are implemented after the close of the third Friday in September. The last trading day in July is used as the reference date for the liquidity and market capitalization data in such determination. Once a listed share class line is added to the underlying index, it may be retained in the underlying index even though it may appear to violate certain constituent addition criteria. For companies that issue a second publicly traded share class to underlying index share class holders, the newly issued share class line will be considered for inclusion if the event is mandatory and the market capitalization of the distributed class is not considered to be de minimis.

The underlying index is calculated by using the divisor methodology used in all S&P equity indices. The initial divisor was set to have a base value of 1,000 on June 20, 2003. The underlying index level is the underlying index market value divided by the underlying index divisor. In order to maintain underlying index series continuity, it is also necessary to adjust the divisor at each rebalancing. Therefore, the divisor (after rebalancing) equals the underlying index market value (after rebalancing) divided by the underlying index value before rebalancing. The divisor keeps the underlying index comparable over time and is one manipulation point for adjustments to the underlying index, which we refer to as maintenance of the underlying index.

Historical Information

The following graph sets forth the daily historical performance of the XBI in the period from January 2, 2019 through the Pricing Date. We obtained this historical data from Bloomberg L.P. We have not independently verified the accuracy or completeness of the information obtained from Bloomberg L.P. The horizontal line in the graph represents the XBI's Coupon Barrier and Threshold Value of \$56.85, which is 60% of the XBI's Starting Value of \$94.75.



Market Linked Securities—Auto-Callable with Contingent Coupon and Contingent Downside

Principal at Risk Securities Linked to the Lowest Performing of the Energy Select Sector SPDR[®] Fund, the Industrial Select Sector SPDR[®] Fund and the SPDR[®] S&P[®] Biotech ETF due February 26, 2027

This historical data on the XBI is not necessarily indicative of the future performance of the XBI or what the value of the Securities may be. Any historical upward or downward trend in the Closing Price of the XBI during any period set forth above is not an indication that the Closing Price of the XBI is more or less likely to increase or decrease at any time over the term of the Securities.

Before investing in the Securities, you should consult publicly available sources for the Closing Prices of the XBI.

Market Linked Securities—Auto-Callable with Contingent Coupon and Contingent Downside

Principal at Risk Securities Linked to the Lowest Performing of the Energy Select Sector SPDR® Fund, the Industrial Select Sector SPDR® Fund and the SPDR® S&P® Biotech ETF due February 26, 2027

Structuring the Securities

The Securities are our debt securities, the return on which is linked to the performance of the Underlyings. The related guarantee is BAC's obligation. Any payments on the Securities, including payment of the Redemption Amount, depend on the credit risk of BofA Finance and BAC and on the performance of the Underlyings. As is the case for all of our and BAC's respective debt securities, including our market-linked securities, the economic terms of the Securities reflect our and BAC's actual or perceived creditworthiness at the time of pricing. In addition, because market-linked securities result in increased operational, funding and liability management costs to us and BAC, BAC typically borrows the funds under these types of securities at a rate, which we refer to in this pricing supplement as BAC's internal funding rate, that is more favorable to BAC than the rate that it might pay for a conventional fixed or floating rate debt security. This generally relatively lower internal funding rate, which is reflected in the economic terms of the Securities, along with the fees and charges associated with market-linked securities, resulted in the initial estimated value of the Securities on the Pricing Date being less than their public offering price.

The initial estimated value of the Securities as of the Pricing Date is set forth on the cover page of this pricing supplement.

In order to meet our payment obligations on the Securities, at the time we issue the Securities, we may choose to enter into certain hedging arrangements (which may include call options, put options or other derivatives) with BofAS or one of our other affiliates. The terms of these hedging arrangements are determined based upon terms provided by BofAS and its affiliates, and take into account a number of factors, including our and BAC's creditworthiness, interest rate movements, the volatility of the Underlying, the tenor of the Securities and the hedging arrangements. The economic terms of the Securities and their initial estimated value depend in part on the terms of these hedging arrangements.

BofAS has advised us that the hedging arrangements will include hedging related charges, reflecting the costs associated with, and our affiliates' profit earned from, these hedging arrangements. Since hedging entails risk and may be influenced by unpredictable market forces, actual profits or losses from these hedging transactions may be more or less than any expected amounts.

For further information, see "Selected Risk Considerations" beginning on page PS-9 above and "Use of Proceeds" on page PS-13 of the accompanying prospectus.

Validity of the Securities

In the opinion of McGuireWoods LLP, as counsel to BofA Finance, as issuer, and BAC, as guarantor, when the trustee has made the appropriate entries or notations on Schedule 1 to the master global note that represents the Securities (the "Master Note") identifying the Securities offered hereby as supplemental obligations thereunder in accordance with the instructions of BofA Finance, and the Securities have been delivered against payment therefor as contemplated in this pricing supplement and the related prospectus, prospectus supplement and product supplement, all in accordance with the provisions of the indenture governing the Securities and the related guarantee, such Securities will be the legal, valid and binding obligations of BofA Finance, and the related guarantee will be the legal, valid and binding obligation of BAC, subject, in each case, to the effects of applicable bankruptcy, insolvency (including laws relating to preferences, fraudulent transfers and equitable subordination), reorganization, moratorium and other similar laws affecting creditors' rights generally, and to general principles of equity. This opinion is given as of the date of this pricing supplement and is limited to the Delaware General Corporation Law and the Delaware Limited Liability Company Act (including the statutory provisions, all applicable provisions of the Delaware Constitution and reported judicial decisions interpreting either of the foregoing) and the laws of the State of New York as in effect on the date hereof. In addition, this opinion is subject to customary assumptions about the trustee's authorization, execution and delivery of the indenture governing the Securities and due authentication of the Master Note, the validity, binding nature and enforceability of the indenture governing the Securities and the related guarantee with respect to the trustee, the legal capacity of individuals, the genuineness of signatures, the authenticity of all documents submitted to McGuireWoods LLP as originals, the conformity to original documents of all documents submitted to McGuireWoods LLP as copies thereof, the authenticity of the originals of such copies and certain factual matters, all as stated in the opinion letter of McGuireWoods LLP dated December 8, 2022, which has been filed as an exhibit to the Registration Statement (File Nos. 333-268718 and 333-268718-01) of BAC and BofA Finance, filed with the SEC on December 8, 2022.

Market Linked Securities—Auto-Callable with Contingent Coupon and Contingent Downside

Principal at Risk Securities Linked to the Lowest Performing of the Energy Select Sector SPDR® Fund, the Industrial Select Sector SPDR® Fund and the SPDR® S&P® Biotech ETF due February 26, 2027

U.S. Federal Income Tax Summary

You should consider the U.S. federal income tax consequences of an investment in the Securities, including the following:

- There is no statutory, judicial, or administrative authority directly addressing the characterization of the Securities.
- You agree with us (in the absence of an administrative determination, or judicial ruling to the contrary) to characterize and treat the Securities for all tax purposes as contingent income-bearing single financial contracts with respect to the Underlyings. In the opinion of Sidley Austin LLP, our tax counsel, the U.S. federal income tax characterization and treatment of the Securities described herein is a reasonable interpretation of current law.
- Under this characterization and tax treatment of the Securities, a U.S. Holder (as defined on page 71 of the accompanying prospectus) generally will recognize capital gain or loss upon maturity or upon a sale, exchange or redemption of the Securities prior to maturity. This capital gain or loss generally will be long-term capital gain or loss if you held the Securities for more than one year.
- No assurance can be given that the Internal Revenue Service (“IRS”) or any court will agree with this characterization and tax treatment.
- We intend to take the position that any Contingent Coupon Payments constitute taxable ordinary income to a U.S. Holder at the time received or accrued, in accordance with the U.S. Holder’s method of tax accounting.
- We intend to treat any Contingent Coupon Payment made to Non-U.S. Holders (as defined on page 71 of the accompanying prospectus) as generally subject to withholding at a 30% rate (or at a lower rate under an applicable income tax treaty) on the entire amount of any Contingent Coupon Payment made unless such payments are effectively connected with the conduct by the Non-U.S. Holder of a trade or business in the U.S. (in which case, to avoid withholding, the Non-U.S. Holder will be required to provide a Form W-8ECI). We (or the applicable paying agent) will not pay any additional amounts in respect of such withholding.
- Under current IRS guidance, withholding on “dividend equivalent” payments (as discussed in the accompanying product supplement), if any, will not apply to Securities that are issued as of the date of this pricing supplement unless such Securities are “delta-one” instruments.

You should consult your own tax advisor concerning the U.S. federal income tax consequences to you of acquiring, owning, and disposing of the Securities, as well as any tax consequences arising under the laws of any state, local, foreign, or other tax jurisdiction and the possible effects of changes in U.S. federal or other tax laws. You should review carefully the discussion under the section entitled “U.S. Federal Income Tax Summary” beginning on page PS-36 of the accompanying product supplement.



The prospectus to which this Exhibit is attached is a final prospectus for the related offering. The maximum aggregate offering price for such offering is \$875,000.00.

