

Pricing Supplement. Dated September 18, 2024.



## BofA Finance LLC

\$5,095,000

Leveraged Basket-Linked Notes due March 20, 2026

Fully and Unconditionally Guaranteed by  
Bank of America Corporation

**The notes do not bear interest.** The amount that you will be paid on your notes on the stated maturity date (March 20, 2026) is based on the performance of a weighted basket comprised of the EURO STOXX 50<sup>®</sup> Index (38.00% weighting), the TOPIX<sup>®</sup> (26.00% weighting), the FTSE<sup>®</sup> 100 Index (17.00% weighting), the Swiss Market Index (11.00% weighting) and the S&P<sup>®</sup>/ASX 200 Index (8.00% weighting), as measured from the trade date (September 18, 2024) to and including the determination date (March 18, 2026). The initial basket level is 100 and the final basket level will equal the sum of the products, as calculated for each basket underlier, of: (i) the final index level divided by (ii) the initial index level (4,835.30 with respect to the EURO STOXX 50<sup>®</sup> Index, 2,565.37 with respect to the TOPIX<sup>®</sup>, 8,253.68 with respect to the FTSE<sup>®</sup> 100 Index, 11,982.30 with respect to the Swiss Market Index and 8,142.067 with respect to the S&P<sup>®</sup>/ASX 200 Index, which in each case is the closing level of the applicable basket underlier on the trade date) multiplied by (iii) the applicable initial weighted value for the basket underlier. If the final basket level on the determination date is greater than the initial basket level, the return on your notes will be positive, subject to the maximum settlement amount (\$1,259.75 for each \$1,000 face amount of your notes). **If the final basket level is less than the initial basket level, the return on your notes will be negative and will equal the basket return. You may lose some or all of your investment in the notes.**

To determine your payment at maturity, we will calculate the basket return, which is the percentage increase or decrease in the final basket level from the initial basket level. On the stated maturity date, for each \$1,000 face amount of your notes, you will receive an amount in cash equal to:

- if the basket return is *positive* (the final basket level is *greater than* the initial basket level), the *sum* of (i) \$1,000 *plus* (ii) the *product* of (a) \$1,000 *times* (b) 2.5 *times* (c) the basket return, subject to the maximum settlement amount; or
- if the basket return is *zero or negative* (the final basket level is *equal to or less than* the initial basket level), the *sum* of (i) \$1,000 *plus* (ii) the *product* of (a) \$1,000 *times* (b) the basket return. You will receive less than the face amount of your notes if the basket return is negative.

**Declines in one basket underlier may offset increases in the other basket underliers. Due to the unequal weighting of each basket underlier, the performances of the basket underliers with greater weights will have a significantly larger impact on the return on the notes than the performances of the basket underliers with lesser weights.**

**The notes will not be listed on any securities exchange. Investment in the notes involves certain risks, including the credit risk of BofA Finance LLC (“BofA Finance”), as issuer of the notes, and the credit risk of Bank of America Corporation (“BAC” or the “Guarantor”), as guarantor of the notes. Potential purchasers of the notes should consider the information in “Risk Factors” beginning on page PS-15 of this pricing supplement, page PS-5 of the accompanying product supplement, page S-6 of the accompanying prospectus supplement, and page 7 of the accompanying prospectus.**

**As of the trade date, the initial estimated value of the notes is \$972.40 per \$1,000 in face amount. See “Summary Information” beginning on page PS-3 of this pricing supplement, “Risk Factors” beginning on page PS-15 of this pricing supplement and “Structuring the Notes” on page PS-44 of this pricing supplement for additional information. The actual value of your notes at any time will reflect many factors and cannot be predicted with accuracy.**

Original issue date:	September 25, 2024	Price to public:	100.00% of the face amount
Underwriting discount <sup>(1)</sup> :	1.51% of the face amount	Net proceeds to the issuer:	98.49% of the face amount

<sup>(1)</sup> BofA Securities, Inc. (“BofAS”), an affiliate of BofA Finance, will participate as selling agent in the distribution of the notes. See “Supplemental Plan of Distribution — Conflicts of Interest” beginning on page PS-42 of this pricing supplement.

**Neither the Securities and Exchange Commission nor any other regulatory body has approved or disapproved of these securities or passed upon the accuracy or adequacy of this pricing supplement or the accompanying prospectus, prospectus supplement or product supplement. Any representation to the contrary is a criminal offense. The notes and the related guarantee of the notes by the Guarantor are unsecured and are not savings accounts, deposits, or other obligations of a bank. The notes are not guaranteed by Bank of America, N.A. or any other bank, and are not insured by the Federal Deposit Insurance Corporation or any other governmental agency.**

BofA Securities  
Selling Agent

The price to public and net proceeds listed above relate to the notes we sell initially. We may decide to sell additional notes after the date of this pricing supplement, at prices to public and with underwriting discounts and net proceeds that differ from the amounts set forth above. The return (whether positive or negative) on your investment in notes will depend in part on the price to public you pay for such notes.

BofAS and any of our other broker-dealer affiliates may use this pricing supplement in the initial sale of the notes. In addition, BofAS and any of our other broker-dealer affiliates may use this pricing supplement in a market-making transaction in a note after its initial sale. ***Unless BofAS or any of our other broker-dealer affiliates informs the purchaser otherwise in the confirmation of sale, this pricing supplement is being used in a market-making transaction.***

#### **About Your Prospectus**

The notes are unsecured senior notes issued by BofA Finance, a consolidated finance subsidiary of BAC. Payments on the notes are fully and unconditionally guaranteed by the Guarantor. This prospectus includes this pricing supplement and the accompanying documents listed below. This pricing supplement constitutes a supplement to the documents listed below and should be read in conjunction with those documents:

Product supplement EQUITY-1 dated December 30, 2022:

<https://www.sec.gov/Archives/edgar/data/1682472/000119312522315473/d429684d424b2.htm>

Series A MTN prospectus supplement dated December 30, 2022 and prospectus dated December 30, 2022:

<https://www.sec.gov/Archives/edgar/data/1682472/000119312522315195/d409418d424b3.htm>

The information in this pricing supplement supersedes any conflicting information in the documents listed above. In addition, some of the terms or features described in the listed documents may not apply to your notes.

## SUMMARY INFORMATION

We refer to the notes we are offering by this pricing supplement as the “offered notes” or the “notes”. Each of the offered notes has the terms described below. Capitalized terms used but not defined in this pricing supplement have the meanings set forth in the accompanying product supplement, prospectus supplement and prospectus. Unless otherwise indicated or unless the context requires otherwise, all references in this pricing supplement to “we,” “us,” “our,” or similar references are to BofA Finance, and not to BAC (or any other affiliate of BofA Finance).

This section is meant as a summary and should be read in conjunction with the accompanying product supplement, prospectus supplement and prospectus. This pricing supplement supersedes any conflicting provisions of the documents listed above.

### Key Terms

<b>Issuer:</b>	BofA Finance LLC (“BofA Finance”)
<b>Guarantor:</b>	Bank of America Corporation (“BAC”)
<b>Basket Underliers:</b>	The EURO STOXX 50 <sup>®</sup> Index (Bloomberg symbol, “SX5E Index”), as published by STOXX Limited (“STOXX”); the TOPIX <sup>®</sup> (Bloomberg symbol, “TPX Index”), as published by JPX Market Innovation & Research, Inc. (“JPXI”); the FTSE <sup>®</sup> 100 Index (Bloomberg symbol, “UKX Index”), as published by FTSE Russell (“FTSE”); the Swiss Market Index (Bloomberg symbol, “SMI Index”), as published by SIX Group Ltd. (“SIX Group”); and the S&P <sup>®</sup> /ASX 200 Index (Bloomberg symbol, “AS51 Index”), as published by S&P Dow Jones Indices LLC (“S&P”); see “The Basket and the Basket Underliers” below.
<b>Specified Currency:</b>	U.S. dollars (“\$”)
<b>Face Amount:</b>	Each note will have a face amount of \$1,000; \$5,095,000 in the aggregate for all the offered notes; the aggregate face amount of the offered notes may be increased if we, at our sole option, decide to sell an additional amount of the offered notes on a date subsequent to the date of this pricing supplement.
<b>Purchase at Amount Other Than the Face Amount:</b>	The amount we will pay you at the stated maturity date for your notes will not be adjusted based on the price to public you pay for your notes, so if you acquire notes at a premium (or discount) to face amount and hold them to the stated maturity date, it could affect your investment in a number of ways. The return on your investment in such notes will be lower (or higher) than it would have been had you purchased the notes at face amount. Additionally, the Cap Level would be triggered at a lower (or higher) percentage return than indicated below, relative to your initial investment. See “Risk Factors — If You Purchase Your Notes at a Premium to Face Amount, the Return on Your Investment Will Be Lower Than the Return on Notes Purchased at Face Amount and the Impact of Certain Key Terms of the Notes Will Be Negatively Affected” on page PS-17 of this pricing supplement.
<b>Cash Settlement Amount:</b>	For each \$1,000 face amount of your notes, we will pay you on the stated maturity date an amount in cash equal to: <ul style="list-style-type: none"><li>• if the Final Basket Level is <i>greater than or equal to</i> the Cap Level, the Maximum Settlement Amount;</li><li>• if the Final Basket Level is <i>greater than</i> the Initial Basket Level but <i>less than</i> the Cap Level, the <i>sum of</i> (1) \$1,000 <i>plus</i> (2) the <i>product of</i> (i) \$1,000 <i>times</i> (ii) the Upside Participation Rate <i>times</i> (iii) the Basket Return; or</li><li>• if the Final Basket Level is <i>equal to or less than</i> the Initial Basket Level, the <i>sum of</i> (1) \$1,000 <i>plus</i> (2) the <i>product of</i> (i) \$1,000 <i>times</i> (ii) the Basket</li></ul>

Return. If the Final Basket Level is less than the Initial Basket Level, the cash settlement amount will be less than the face amount of the notes, and you will lose some or all of the face amount.

**Initial Basket Level:** 100

**Final Basket Level:** The *sum* of the following: (1) the Final Index Level of the EURO STOXX 50<sup>®</sup> Index *divided* by the Initial Index Level of the EURO STOXX 50<sup>®</sup> Index, *multiplied* by the Initial Weighted Value of the EURO STOXX 50<sup>®</sup> Index *plus* (2) the Final Index Level of the TOPIX<sup>®</sup> *divided* by the Initial Index Level of the TOPIX<sup>®</sup>, *multiplied* by the Initial Weighted Value of the TOPIX<sup>®</sup> *plus* (3) the Final Index Level of the FTSE<sup>®</sup> 100 Index *divided* by the Initial Index Level of the FTSE<sup>®</sup> 100 Index, *multiplied* by the Initial Weighted Value of the FTSE<sup>®</sup> 100 Index *plus* (4) the Final Index Level of the Swiss Market Index *divided* by the Initial Index Level of the Swiss Market Index, *multiplied* by the Initial Weighted Value of the Swiss Market Index *plus* (5) the Final Index Level of the S&P<sup>®</sup>/ASX 200 Index *divided* by the Initial Index Level of the S&P<sup>®</sup>/ASX 200 Index, *multiplied* by the Initial Weighted Value of the S&P<sup>®</sup>/ASX 200 Index.

**Basket Return:** The *quotient* of (1) the Final Basket Level *minus* the Initial Basket Level *divided* by (2) the Initial Basket Level, expressed as a percentage.

**Upside Participation Rate:** 250.00%

**Cap Level:** 110.39% of the Initial Basket Level

**Maximum Settlement Amount:** \$1,259.75 per \$1,000 face amount of the notes

**Initial Weighted Value:** The Initial Weighted Value for each of the Basket Underliers is equal to the product of the initial weight of that Basket Underlier times the Initial Basket Level. The initial weight of each Basket Underlier is shown in the table below:

Basket Underlier	Initial Weight in Basket	Initial Index Level
EURO STOXX 50 <sup>®</sup> Index	38.00%	4,835.30
TOPIX <sup>®</sup>	26.00%	2,565.37
FTSE <sup>®</sup> 100 Index	17.00%	8,253.68
Swiss Market Index	11.00%	11,982.30
S&P <sup>®</sup> /ASX 200 Index	8.00%	8,142.067

**Initial Index Level:** The closing level of each Basket Underlier on the trade date, as shown under Initial Weighted Value above.

**Final Index Level:** The closing level of each Basket Underlier on the Determination Date, except in the limited circumstances described under “—Events Relating to the Determination Date” below and “Description of the Notes—Adjustments to an Index” and “—Discontinuance of an Index” in the accompanying product supplement.

**Trade Date:** September 18, 2024

**Original Issue Date (Settlement Date):** September 25, 2024

<b>Determination Date:</b>	March 18, 2026
<b>Stated Maturity Date:</b>	March 20, 2026
<b>Closing Level of the Basket Underliers:</b>	The closing level of a Basket Underlier on any trading day will be the official closing level of that Basket Underlier or any successor index (as defined in the accompanying product supplement) on any trading day for that Basket Underlier, published by the corresponding Basket Underlier Sponsor on such trading day for such underlier.
<b>Business Day:</b>	As described under “Description of the Notes— Payment of Principal, Interest, and Other Amounts Payable— Business Day Convention” in the accompanying prospectus supplement
<b>Trading Day:</b>	(i) with respect to the EURO STOXX 50 <sup>®</sup> Index, a day on which the EURO STOXX 50 <sup>®</sup> Index is scheduled to be calculated and published by the Basket Underlier Sponsor and (ii) with respect to each other Basket Underlier, a day on which (a) the respective principal securities markets for all of the Basket Underlier Stocks that comprise such Basket Underlier are open for trading, (b) the Basket Underlier Sponsor for such Basket Underlier is open for business and (c) such Basket Underlier is calculated and published by the applicable Basket Underlier Sponsor.
<b>Market Disruption Events:</b>	<p>The following replaces in its entirety the section entitled “Description of the Notes—Market Disruption Events—Indices” in the accompanying product supplement:</p> <p>With respect to any given trading day, any of the following will be a Market Disruption Event with respect to a Basket Underlier:</p> <ul style="list-style-type: none"> <li>• a suspension, absence or material limitation of trading in Basket Underlier Stocks (as defined in “Hypothetical Examples” below) constituting 20% or more, by weight, of that Basket Underlier on their respective primary markets, in each case for more than two consecutive hours of trading or during the one-half hour before the close of trading in that market, as determined by the calculation agent in its sole discretion,</li> <li>• a suspension, absence or material limitation of trading in option or futures contracts, if available, relating to that Basket Underlier or to Basket Underlier Stocks constituting 20% or more, by weight, of that Basket Underlier in their respective primary markets for those contracts, in each case for more than two consecutive hours of trading or during the one-half hour before the close of trading in that market, as determined by the calculation agent in its sole discretion, or</li> <li>• Basket Underlier Stocks constituting 20% or more, by weight, of that Basket Underlier, or option or futures contracts, if available, relating to that Basket Underlier or to Basket Underlier Stocks constituting 20% or more, by weight, of that Basket Underlier do not trade on what were the respective primary markets for those Basket Underlier Stocks or contracts, as determined by the calculation agent in its sole discretion,</li> </ul> <p>and, in the case of any of these events, the calculation agent determines in its sole discretion that the event could materially interfere with the ability of us or any of our affiliates or a similarly situated party to unwind all or a material portion of a hedge that could be effected with respect to the notes. For more information about hedging by us and/or any of our affiliates, see “Supplemental Use of Proceeds” on page PS-20 of product supplement EQUITY-1.</p> <p>The following events will not be Market Disruption Events with respect to the Basket Underliers:</p>

- a limitation on the hours or numbers of days of trading, but only if the limitation results from an announced change in the regular business hours of the relevant market, and
- a decision to permanently discontinue trading in the option or futures contracts relating to a Basket Underlier or to any Basket Underlier Stock.

For this purpose, an “absence of trading” in the primary securities market on which a Basket Underlier Stock, or on which option or futures contracts, if available, relating to a Basket Underlier or to any Basket Underlier Stock are traded will not include any time when that market is itself closed for trading under ordinary circumstances. In contrast, a suspension or limitation of trading in a Basket Underlier Stock or in option or futures contracts, if available, relating to a Basket Underlier or to any Basket Underlier Stock in the primary market for that stock or those contracts, by reason of:

- a price change exceeding limits set by that market,
- an imbalance of orders relating to that Basket Underlier Stock or those contracts, or
- a disparity in bid and ask quotes relating to that Basket Underlier Stock or those contracts,

will constitute a suspension or material limitation of trading in the Basket Underliers or those contracts in that market.

If a Market Disruption Event occurs or is continuing with respect to a Basket Underlier on the Determination Date, the calculation agent will determine the Final Index Level for that Basket Underlier as described under “—Events Relating to the Determination Date” below.

**Events Relating to the Determination Date:**

If, with respect a Basket Underlier, (i) a Market Disruption Event occurs on the Determination Date or (ii) the Determination Date is determined by the calculation agent not to be a Trading Day by reason of an extraordinary event, occurrence, declaration, or otherwise, the closing level of the applicable Basket Underlier for the Determination Date will be its closing level on the first scheduled Trading Day following the Determination Date. However, if with respect to such Basket Underlier, (i) a Market Disruption Event occurs on the first scheduled Trading Day following the Determination Date or (ii) the first scheduled Trading Day following the Determination Date is determined by the calculation agent not to be a Trading Day by reason of an extraordinary event, occurrence, declaration or otherwise, the closing level of the applicable Basket Underlier for the Determination Date will be determined (or, if not determinable, estimated) by the calculation agent in a manner which the calculation agent considers commercially reasonable under the circumstances on such first scheduled Trading Day following the Determination Date, regardless of the occurrence of a Market Disruption Event or non-Trading Day on that day. For the avoidance of doubt, the occurrence of a Market Disruption Event or non-Trading Day as to any Basket Underlier as described above will not affect the determination of the closing level of any other Basket Underlier that is not so affected.

**No Listing:**

The notes will not be listed on any securities exchange or interdealer quotation system

**No Interest:**

The notes do not bear interest

**No Redemption:**

The notes will not be subject to any optional redemption right or price dependent redemption right

**Events of Default:**

If an Event of Default, as defined in the senior indenture and in the section entitled “Description of Debt Securities of BofA Finance LLC — Events of Default and Rights of Acceleration; Covenant Breaches” on page 54 of the accompanying prospectus, with respect to the notes occurs and is continuing, the amount payable

---

to a holder of the notes upon any acceleration permitted under the senior indenture will be equal to the amount described under the caption “—Cash Settlement Amount” above, calculated as though the date of acceleration were the maturity date of the notes and as though the determination date were the second trading day prior to the date of acceleration. In case of a default in the payment of the notes, the notes will not bear a default interest rate.

**Calculation Agent:**

BofAS, an affiliate of BofA Finance.

**Selling Agent:**

BofAS

**CUSIP/ISIN:**

09711FCG0 / US09711FCG00

**Initial Estimated Value:**

The initial estimated value of the notes as of the trade date is set forth on the cover page of this pricing supplement. Payments on the notes, including the Maximum Settlement Amount, depend on the credit risk of BofA Finance and BAC and on the performance of the Basket. The economic terms of the notes are based on BAC's internal funding rate, which is the rate it would pay to borrow funds through the issuance of market-linked notes and the economic terms of certain related hedging arrangements it enters into. BAC's internal funding rate is typically lower than the rate it would pay when it issues conventional fixed or floating rate debt securities. This difference in funding rate, as well as the hedging-related charges described below, reduced the economic terms of the notes to you and the initial estimated value of the notes. Due to these factors, the public offering price you pay to purchase the notes is greater than the initial estimated value of the notes as of the trade date.

For more information about the initial estimated value and the structuring of the notes, see “Risk Factors” beginning on page PS-15 and “Structuring the Notes” on page PS-44.

---

### Supplemental Terms of the Notes

For purposes of the notes offered by this pricing supplement, all references to each of the following terms used in the accompanying product supplement will be deemed to refer to the corresponding term used in this pricing supplement, as set forth in the table below:

<b>Product Supplement Term</b>	<b>Pricing Supplement Term</b>
pricing date	trade date
maturity date	stated maturity date
calculation day	Determination Date
principal amount	face amount
Underlying	Basket Underlier
Index	Basket Underlier

PS-8



## HYPOTHETICAL EXAMPLES

The following table, examples and chart are provided for purposes of illustration only. They should not be taken as an indication or prediction of future investment results and merely are intended to illustrate the impact that the various hypothetical Final Index Levels, as applicable, on the Determination Date could have on the Cash Settlement Amount at maturity assuming all other variables remain constant.

The examples below are based on a range of Final Basket Levels and Final Index Levels that are entirely hypothetical; the level of the Basket on any day throughout the life of the notes, including the Final Basket Level on the Determination Date, cannot be predicted. The Basket Underliers have been highly volatile in the past — meaning that the level of each Basket Underlier has changed considerably in relatively short periods — and their performances cannot be predicted for any future period.

The information in the following examples reflects hypothetical rates of return on the offered notes assuming that they are purchased on the original issue date at the face amount and held to the stated maturity date. If you sell your notes in a secondary market prior to the stated maturity date, your return will depend upon the market value of your notes at the time of sale, which may be affected by a number of factors that are not reflected in the table below, such as interest rates, the volatility of the Basket Underliers, the creditworthiness of BofA Finance, as issuer, and the creditworthiness of BAC, as guarantor. In addition, the initial estimated value of your notes at the time the terms of your notes were set on the trade date (as determined by reference to pricing models used by us and our affiliates) is less than the original price to public of your notes. For more information on the estimated value of your notes, see "Risk Factors — The Public Offering Price for the Notes Exceeds Their Initial Estimated Value" on page PS-16 of this pricing supplement. The information in the table also reflects the key terms and assumptions in the box below.

<b>Key Terms and Assumptions</b>	
Face Amount	\$1,000
Upside Participation Rate	250.00%
Initial Basket Level	100
Cap Level	110.39% of the Initial Basket Level
Maximum Settlement Amount	\$1,259.75 per note
Neither a Market Disruption Event nor a non-trading day occurs on the originally scheduled Determination Date, and the Basket Underliers are not discontinued on or prior to such date	
No change in or affecting any of the stocks included in the Basket Underliers (the "Basket Underlier Stocks") or the method by which the Basket Underlier Sponsors calculate the Basket Underliers	
Notes purchased on original issue date at the face amount and held to the stated maturity date	

For these reasons, the actual performance of the Basket over the life of your notes, as well as the amount payable at maturity, if any, may bear little relation to the hypothetical examples shown below or to the historical levels of the Basket Underliers shown elsewhere in this pricing supplement. For information about the historical levels of the Basket Underliers during recent periods, see "The Basket and the Basket Underliers" below. Before investing in the offered notes, you should consult publicly available information to determine the levels of the Basket Underliers between the date of this pricing supplement and the date of your purchase of the offered notes.

Also, the hypothetical examples shown below do not take into account the effects of applicable taxes. Because of the U.S. tax treatment applicable to your notes, tax liabilities could affect the after-tax rate of return on your notes to a comparatively greater extent than the after-tax return on the Basket Underlier Stocks.

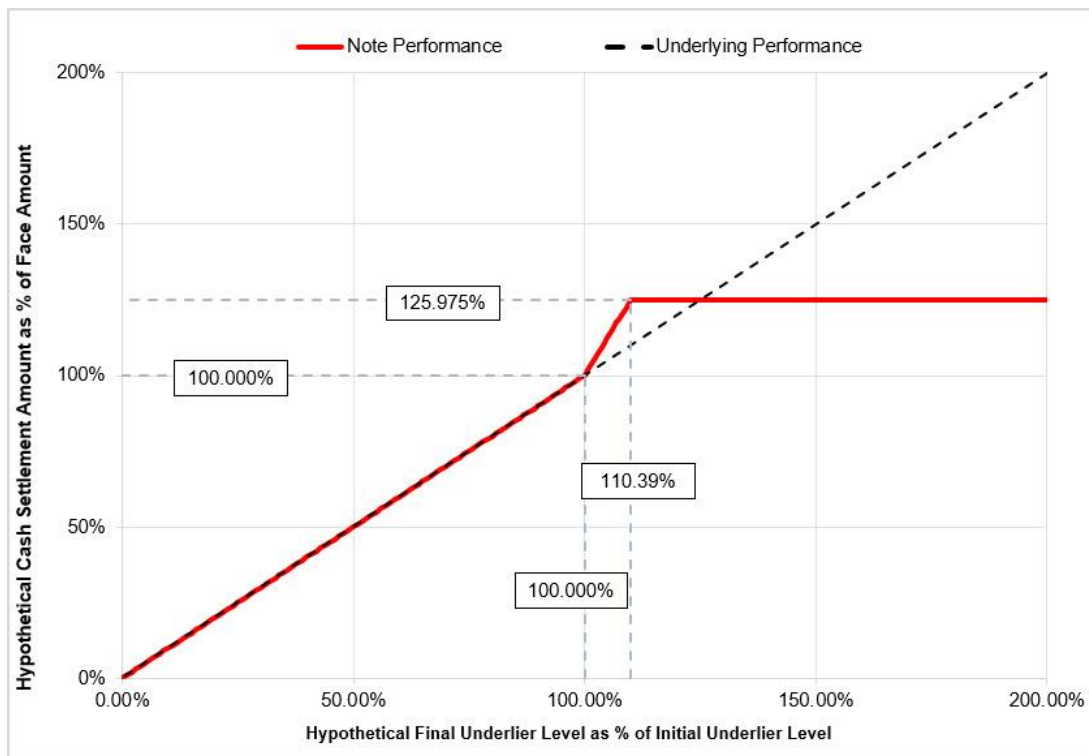
The levels in the left column of the table below represent hypothetical Final Basket Levels and are expressed as percentages of the Initial Basket Level. The amounts in the right column represent the hypothetical Cash Settlement Amounts, based on the corresponding hypothetical Final Basket Level, and are expressed as percentages of the face amount of a note (rounded to the nearest one-thousandth of a percent). Thus, a hypothetical Cash Settlement Amount of 100.000% means that the value of the cash payment that we would deliver for each \$1,000 of the outstanding face amount of the offered notes on the stated maturity date would equal

100.000% of the face amount of a note, based on the corresponding hypothetical Final Basket Level and the assumptions noted above.

<b>Hypothetical Final Basket Level (as Percentage of Initial Basket Level)</b>	<b>Hypothetical Cash Settlement Amount (as Percentage of Face Amount)</b>
150.000%	125.975%
140.000%	125.975%
130.000%	125.975%
120.000%	125.975%
<b>110.390%</b>	<b>125.975%</b>
107.000%	117.500%
105.000%	112.500%
104.000%	110.000%
102.000%	105.000%
<b>100.000%</b>	<b>100.000%</b>
96.000%	96.000%
92.000%	92.000%
80.000%	80.000%
75.000%	75.000%
50.000%	50.000%
25.000%	25.000%
<b>0.000%</b>	<b>0.000%</b>

If, for example, the Final Basket Level were determined to be 25.000% of the Initial Basket Level, the Cash Settlement Amount that we would deliver on your notes at maturity would be 25.000% of the face amount of your notes (which would be equal to a Cash Settlement Amount of \$250.00), as shown in the table above. As a result, if you purchased your notes on the original issue date at the face amount and held them to the stated maturity date, you would lose 75.000% of your investment (if you purchased your notes at a premium to face amount you would lose a correspondingly higher percentage of your investment). If the Final Basket Level were determined to be 0.000% of the Initial Basket Level, you would lose your entire investment in the notes. In addition, if the Final Basket Level were determined to be 140.000% of the Initial Basket Level, the Cash Settlement Amount that we would deliver on your notes at maturity would be capped at the Maximum Settlement Amount of \$1,259.75, or 125.975% of each \$1,000 face amount of your notes, as shown in the table above. As a result, if you held your notes to the stated maturity date, you would not benefit from any increase in the Final Basket Level of greater than 110.390% of the Initial Basket Level.

The following chart shows a graphical illustration of the hypothetical Cash Settlement Amounts that we would pay on your notes on the stated maturity date, if the Final Basket Level were any of the hypothetical levels shown on the horizontal axis. The hypothetical Cash Settlement Amounts in the chart are expressed as percentages of the face amount of your notes and the hypothetical Final Basket Levels are expressed as percentages of the Initial Basket Level. The chart shows that any hypothetical Final Basket Level of less than the Initial Basket Level (the section left of the 100.000% marker on the horizontal axis) would result in a hypothetical Cash Settlement Amount of less than 100.000% of the face amount of your notes (the section below the 100.000% marker on the vertical axis) and, accordingly, in a loss of principal to the holder of the notes. The chart also shows that any hypothetical Final Basket Level of greater than or equal to 110.390% of the Initial Basket Level (the section right of the 110.390% marker on the horizontal axis) would result in a capped return on your investment.



The examples on the following pages illustrate the hypothetical Cash Settlement Amount at maturity based on hypothetical Final Index Levels of each Basket Underlier, calculated based on the key terms and assumptions above. The hypothetical Initial Index Level for each Basket Underlier of 100.00 has been chosen for illustrative purposes only and does not represent the actual Initial Index Level for that Basket Underlier. For historical data regarding the actual closing levels of the Basket Underliers, please see the historical information set forth below under “The Basket and the Basket Underliers.”

The levels in Column A represent the hypothetical Initial Index Levels for each Basket Underlier, and the levels in Column B represent the hypothetical Final Index Levels for each Basket Underlier. The percentages in Column C represent the hypothetical Final Index Levels in Column B expressed as percentages of the corresponding hypothetical Initial Index Levels in Column A. The amounts in Column D represent the applicable Initial Weighted Value for each Basket Underlier, and the amounts in Column E represent the *products* of the percentages in Column C *times* the corresponding amounts in Column D. The Final Basket Level for each example is shown beneath the Final Basket Level for such example, and will equal the *sum* of the five products shown in Column E. The Basket Return for each example is shown beneath the Final Basket Level for such example, and will equal the *quotient* of (i) the Final Basket Level for such example *minus* the Initial Basket Level *divided* by (ii) the Initial Basket Level, expressed as a percentage. The numbers shown below may have been rounded for ease of analysis.

**Example 1: The Final Basket Level is greater than the Cap Level. The Cash Settlement Amount equals the Maximum Settlement Amount.**

	Column A	Column B	Column C	Column D	Column E
Basket Underlier	Hypothetical Initial Index Level	Hypothetical Final Index Level	Column B / Column A	Initial Weighted Value	Column C x Column D
EURO STOXX 50® Index	100.00	150.00	150.00%	38.00	57.00
TOPIX®	100.00	140.00	140.00%	26.00	36.40
FTSE® 100 Index	100.00	120.00	120.00%	17.00	20.40

Swiss Market Index	100.00	170.00	170.00%	11.00	18.70
S&P®/ASX 200 Index	100.00	160.00	160.00%	8.00	12.80
				<b>Final Basket Level</b>	145.30
				<b>Basket Return</b>	45.30%

In this example, all of the hypothetical Final Index Levels for the Basket Underliers are greater than the applicable hypothetical Initial Index Levels, which results in the hypothetical Final Basket Level being greater than the Initial Basket Level of 100.00. Since the hypothetical Final Basket Level is greater than the hypothetical Cap Level, the hypothetical Cash Settlement Amount that we would deliver on your notes at maturity would be capped at the Maximum Settlement Amount of \$1,259.75 for each \$1,000 face amount of your notes (i.e., 125.975% of each \$1,000 face amount of your notes).

**Example 2: The Final Basket Level is greater than the Initial Basket Level but less than the Cap Level.**

	Column A	Column B	Column C	Column D	Column E
Basket Underlier	Hypothetical Initial Index Level	Hypothetical Final Index Level	Column B / Column A	Initial Weighted Value	Column C x Column D
EURO STOXX 50® Index	100.00	102.00	102.00%	38.00	38.76
TOPIX®	100.00	112.00	112.00%	26.00	29.12
FTSE® 100 Index	100.00	103.00	103.00%	17.00	17.51
Swiss Market Index	100.00	105.00	105.00%	11.00	11.55
S&P®/ASX 200 Index	100.00	110.00	110.00%	8.00	8.80
				<b>Final Basket Level</b>	105.74
				<b>Basket Return</b>	5.74%

In this example, all of the hypothetical Final Index Levels for the Basket Underliers are greater than the applicable hypothetical Initial Index Levels, which results in the hypothetical Final Basket Level being greater than the Initial Basket Level of 100.00. Since the hypothetical Final Basket Level is less than the hypothetical Cap Level, the hypothetical Cash Settlement Amount for each \$1,000 face amount of your notes will equal:

$$\text{Cash Settlement Amount} = \$1,000 + (\$1,000 \times 250.00\% \times 5.74\%) = \$1,143.50$$

**Example 3: The Final Basket Level is less than the Initial Basket Level. The Cash Settlement Amount is less than the \$1,000 face amount.**

	Column A	Column B	Column C	Column D	Column E
Basket Underlier	Hypothetical Initial Index Level	Hypothetical Final Index Level	Column B / Column A	Initial Weighted Value	Column C x Column D
EURO STOXX 50® Index	100.00	95.00	95.00%	38.00	36.10
TOPIX®	100.00	94.00	94.00%	26.00	24.44
FTSE® 100 Index	100.00	92.00	92.00%	17.00	15.64
Swiss Market Index	100.00	98.00	98.00%	11.00	10.78
S&P®/ASX 200 Index	100.00	97.00	97.00%	8.00	7.76
				<b>Final Basket Level</b>	94.72
				<b>Basket Return</b>	-5.28%

In this example, all of the hypothetical Final Index Levels for the Basket Underliers are less than the applicable Initial Index Levels, which results in the hypothetical Final Basket Level being less than the Initial Basket Level of 100.00. Since the hypothetical Final Basket Level of 94.72 is less than the Initial Basket Level of 100.00, the hypothetical Cash Settlement Amount for each \$1,000 face amount of your notes will equal:

$$\text{Cash Settlement Amount} = \$1,000 + (\$1,000 \times -5.28\%) = \$947.20$$

**Example 4: The Final Basket Level is less than the Initial Basket Level. The Cash Settlement Amount is less than the \$1,000 face amount.**

	Column A	Column B	Column C	Column D	Column E
Basket Underlier	Hypothetical Initial Index Level	Hypothetical Final Index Level	Column B / Column A	Initial Weighted Value	Column C x Column D
EURO STOXX 50 <sup>®</sup> Index	100.00	42.00	42.00%	38.00	15.96
TOPIX <sup>®</sup>	100.00	100.00	100.00%	26.00	26.00
FTSE <sup>®</sup> 100 Index	100.00	82.00	82.00%	17.00	13.94
Swiss Market Index	100.00	122.00	122.00%	11.00	13.42
S&P <sup>®</sup> /ASX 200 Index	100.00	150.00	150.00%	8.00	12.00
				<b>Final Basket Level</b>	<b>81.32</b>
				<b>Basket Return</b>	<b>-18.68%</b>

In this example, the hypothetical Final Index Level of each of the EURO STOXX 50<sup>®</sup> Index and the FTSE<sup>®</sup> 100 Index is less than its respective hypothetical Initial Index Level, while the hypothetical Final Index Level of the TOPIX<sup>®</sup> is equal to its hypothetical Initial Index Level and the hypothetical Final Index Levels of the Swiss Market Index and S&P<sup>®</sup>/ASX 200 Index are greater than their respective Initial Index Levels.

Because the Basket is unequally weighted, increases in the lower weighted Basket Underliers will be offset by decreases in the more heavily weighted Basket Underliers. In this example, the large declines in the EURO STOXX 50<sup>®</sup> Index and the FTSE<sup>®</sup> 100 Index result in the hypothetical Final Basket Level being less than the Initial Basket Level even though the TOPIX<sup>®</sup> remained flat and the Swiss Market Index and the S&P<sup>®</sup>/ASX 200 Index increased.

Since the hypothetical Final Basket Level of 81.32 is less than the Initial Basket Level, the hypothetical Cash Settlement Amount for each \$1,000 face amount of your notes will equal:

$$\text{Cash Settlement Amount} = \$1,000 + (\$1,000 \times -18.68\%) = \$813.20$$

The Cash Settlement Amounts shown above are entirely hypothetical; they are based on levels of the Basket Underliers that may not be achieved on the Determination Date and on assumptions that may prove to be erroneous. The actual market value of your notes on the stated maturity date or at any other time, including any time you may wish to sell your notes, may bear little relation to the hypothetical Cash Settlement Amounts shown above, and these amounts should not be viewed as an indication of the financial return on an investment in the offered notes. The hypothetical Cash Settlement Amounts on notes held to the stated maturity date in the examples above assume you purchased your notes at their face amount and have not been adjusted to reflect the actual price to public you pay for your notes. The return on your investment (whether positive or negative) in your notes will be affected by the amount you pay for your notes. If you purchase your notes for a price other than the face amount, the return on your investment will differ from, and may be significantly lower than, the hypothetical returns suggested by the above examples. Please read "Risk Factors — If You Purchase Your Notes at a Premium to Face Amount, the Return on Your Investment Will Be Lower Than the Return on Notes Purchased at Face Amount and the Impact of Certain Key Terms of the Notes Will Be Negatively Affected" below.

Payments on the notes are economically equivalent to the amounts that would be paid on a combination of other instruments. For example, payments on the notes are economically equivalent to a combination of an interest-bearing bond bought by the holder and one or more options entered into between the holder and us (with one or more implicit option premiums paid over time). The discussion in this paragraph does not modify or affect the terms of the notes or the U.S. federal income tax treatment of the notes, as described elsewhere in this pricing supplement. *We cannot predict the actual Final Basket Level or what the market value of your notes will be on any particular trading day, nor can we predict the relationship between the level of each Basket Underlier and the market value of your notes at any time prior to the stated maturity date. The actual amount that you will receive, if any, at maturity and the rate of return on the offered notes will depend on the actual Basket Return determined by the calculation agent as described above. Moreover, the assumptions on which the hypothetical returns are based*

---

*may turn out to be inaccurate. Consequently, the amount of cash to be paid in respect of your notes, if any, on the stated maturity date may be very different from the information reflected in the examples and chart above.*

## RISK FACTORS

*An investment in your notes is subject to the risks described below, as well as the risks and considerations described in the accompanying prospectus, prospectus supplement and product supplement. You should carefully review these risks and considerations as well as the terms of the notes described herein and in the accompanying prospectus, prospectus supplement and product supplement. Your notes are a riskier investment than ordinary debt securities. Also, your notes are not equivalent to investing directly in the Basket Underlier Stocks, i.e., with respect to a Basket Underlier to which your stocks are linked, the stocks comprising such Basket Underlier. You should carefully consider whether the offered notes are suited to your particular circumstances.*

### **Structure-related Risks**

#### **You May Lose Your Entire Investment in the Notes**

You can lose your entire investment in the notes. The cash payment on your notes, if any, on the stated maturity date will be based on the performance of the Basket as measured from the Initial Basket Level to the Final Basket Level on the Determination Date. If the Final Basket Level is *less than* the Initial Basket Level, you will have a loss for each \$1,000 of the face amount of your notes equal to the *product* of (i) \$1,000 *times* (ii) the Basket Return. Thus, you may lose your entire investment in the notes, which would include any premium to face amount you paid when you purchased the notes.

Also, the market price of your notes prior to the stated maturity date may be significantly lower than the purchase price you pay for your notes. Consequently, if you sell your notes before the stated maturity date, you may receive far less than the amount of your investment in the notes.

#### **The Return on Your Notes Will Be Limited to the Maximum Settlement Amount**

Your ability to participate in any appreciation in the level of the Basket over the life of your notes will be limited because of the Cap Level. The Maximum Settlement Amount will limit the Cash Settlement Amount you may receive for each of your notes at maturity, no matter how much the level of the Basket increases beyond the Cap Level over the life of your notes. Accordingly, the amount payable for each of your notes may be significantly less than it would have been had you invested directly in the Basket Underlier Stocks.

#### **Any Payment on the Notes Is Subject to Our Credit Risk and the Credit Risk of the Guarantor, and Actual or Perceived Changes in Our or the Guarantor's Creditworthiness Are Expected to Affect the Value of the Notes**

The notes are our senior unsecured debt securities. Any payment on the notes will be fully and unconditionally guaranteed by the Guarantor. The notes are not guaranteed by any entity other than the Guarantor. As a result, your receipt of the Cash Settlement Amount at maturity will be dependent upon our ability and the ability of the Guarantor to repay our obligations under the notes on the stated maturity date, regardless of the level of the Basket. No assurance can be given as to what our financial condition or the financial condition of the Guarantor will be on the stated maturity date. If we and the Guarantor become unable to meet our respective financial obligations as they become due, you may not receive the amounts payable under the terms of the notes.

In addition, our credit ratings and the credit ratings of the Guarantor are assessments by ratings agencies of our respective abilities to pay our obligations. Consequently, our or the Guarantor's perceived creditworthiness and actual or anticipated decreases in our or the Guarantor's credit ratings or increases in the spread between the yield on our respective securities and the yield on U.S. Treasury securities (the "credit spread") prior to the stated maturity date may adversely affect the market value of the notes. However, because your return on the notes depends upon factors in addition to our ability and the ability of the Guarantor to pay our respective obligations, such as the level of the Basket, an improvement in our or the Guarantor's credit ratings will not reduce the other investment risks related to the notes.

#### **We Are a Finance Subsidiary and, as Such, Have No Independent Assets, Operations or Revenues**

We are a finance subsidiary of the Guarantor, have no operations other than those related to the issuance, administration and repayment of our debt securities that are guaranteed by the Guarantor, and are dependent upon the Guarantor and/or its other subsidiaries to meet our obligations under the notes in the ordinary course. However, we will have no assets available for distributions to holders of the notes if they make claims in respect of such notes in a bankruptcy, resolution or similar proceeding. Accordingly, any recoveries by such holders in respect of such claims in any such proceeding will be limited to those available under the Guarantor's guarantee of such notes, and any obligations under that guarantee will rank equally in right of payment with all other unsecured and

unsubordinated obligations of the Guarantor except obligations that are subject to any priorities or preferences by law, and senior in right of payment to the Guarantor's subordinated obligations. Therefore, our ability to make payments on the notes may be limited.

**The Amount Payable on Your Notes Is Not Linked to the Level of Each Basket Underlier at Any Time Other Than the Determination Date**

The Final Basket Level will be based on the closing levels of each Basket Underlier on the Determination Date (subject to adjustment as described elsewhere in this pricing supplement). Therefore, if the closing levels of the Basket Underliers decreased significantly on the Determination Date, the Cash Settlement Amount for your notes may be significantly less than it would have been had the Cash Settlement Amount been linked to the closing levels of the Basket Underliers prior to such decrease in the levels of the Basket Underliers. Although the actual levels of the Basket Underliers on the stated maturity date or at other times during the life of your notes may be higher than the closing levels of the Basket Underliers on the Determination Date, you will not benefit from the closing levels of the Basket Underliers at any time other than on the Determination Date.

**Your Notes Will Not Bear Interest**

You will not receive any interest payments on your notes. As a result, even if the Cash Settlement Amount payable for your notes on the stated maturity date exceeds the face amount of your notes, the overall return you earn on your notes may be less than you would have earned by investing in a non-indexed debt security of comparable maturity that bears interest at a prevailing market rate.

**The Lower Performance of One Basket Underlier May Offset an Increase in One or More Other Basket Underliers**

Changes in the level of one or more of the Basket Underliers may be offset by changes in the levels of the other Basket Underliers. As a result, any return on the Basket – and thus on your notes – may be reduced or eliminated, which will have the effect of reducing the amount payable in respect of your notes at maturity. In addition, due to the different Initial Weighted Values, changes in the levels of some Basket Underliers will have a more substantial impact on the level of the Basket than similar changes in the levels of the other Basket Underliers.

**Valuation- and Market-related Risks**

**The Public Offering Price for the Notes Exceeds Their Initial Estimated Value**

The initial estimated value of the notes that is provided in this pricing supplement is an estimate only, determined as of the trade date by reference to our and our affiliates' pricing models. These pricing models consider certain assumptions and variables, including our credit spreads and those of the Guarantor, changes in the Guarantor's internal funding rate, mid-market terms on hedging transactions, expectations on interest rates, dividends and volatility, price-sensitivity analysis, and the expected term of the notes. These pricing models rely in part on certain forecasts about future events, which may prove to be incorrect.

The initial estimated value does not represent a minimum or maximum price at which we, the Guarantor, BofAS or any other entities would be willing to purchase your notes in any secondary market (if any exists) at any time. The value of your notes at any time after the date of this pricing supplement will vary based on many factors that cannot be predicted with accuracy, including the performance of a Basket Underlier, our and the Guarantor's creditworthiness and changes in market conditions.

If you attempt to sell the notes prior to maturity, their market value may be lower than the price you paid for them and lower than their initial estimated value. This is due to, among other things, changes in the levels of the Basket Underliers, the Guarantor's internal funding rate, and the inclusion in the public offering price of the hedging-related charges, all as further described in "Structuring the Notes" below. These factors, together with various credit, market and economic factors over the term of the notes, are expected to reduce the price at which you may be able to sell the notes in any secondary market and will affect the value of the notes in complex and unpredictable ways.

**The Price of the Notes That May Be Paid by BofAS (and Which May Be Reflected on Customer Account Statements) May Be Higher Than the Then-Current Estimated Value of the Notes for a Limited Time Period After the Trade Date**

As agreed by BofAS and the distribution participants, for approximately a three-month period after the trade date, BofAS expects to offer to buy the notes in the secondary market at a price that will exceed the estimated value of the notes at that time. The amount of this excess, which represents a portion of the hedging-related charges expected to be realized by BofAS and the distribution participants over the term of the notes, will decline to zero on



a straight line basis over that three-month period. Accordingly, the estimated value of your notes during this initial three-month period may be lower than the value shown on your customer account statements. Thereafter, if BofAS buys or sells your notes, it will do so at prices that reflect the estimated value determined by reference to its pricing models at that time. Any price at any time after the trade date will be based on then-prevailing market conditions and other considerations, including the performances of the Basket Underliers and the remaining term of the notes. However, none of us, the Guarantor, BofAS or any other party is obligated to purchase your notes at any price or at any time, and we cannot assure you that any party will purchase your notes at a price that equals or exceeds the initial estimated value of the notes.

**We Cannot Assure You that a Trading Market for Your Notes Will Ever Develop or Be Maintained**

We will not list the notes on any securities exchange. We cannot predict how the notes will trade in any secondary market or whether that market will be liquid or illiquid.

The development of a trading market for the notes will depend on the Guarantor's financial performance and other factors, including changes in the levels of the Basket Underliers. The number of potential buyers of your notes in any secondary market may be limited. We anticipate that BofAS will act as a market-maker for the notes, but none of us, the Guarantor or BofAS is required to do so. There is no assurance that any party will be willing to purchase your notes at any price in any secondary market. BofAS may discontinue its market-making activities as to the notes at any time. To the extent that BofAS engages in any market-making activities, it may bid for or offer the notes. Any price at which BofAS may bid for, offer, purchase, or sell any notes may differ from the values determined by pricing models that it may use, whether as a result of dealer discounts, mark-ups, or other transaction costs. These bids, offers, or completed transactions may affect the prices, if any, at which the notes might otherwise trade in the market.

In addition, if at any time BofAS were to cease acting as a market-maker as to the notes, it is likely that there would be significantly less liquidity in the secondary market. In such a case, the price at which the notes could be sold likely would be lower than if an active market existed.

**We May Sell Additional Notes at a Different Issue Price**

At our sole option, we may decide to sell an additional aggregate face amount of the notes subsequent to the date of this pricing supplement. The price to public of the notes in the subsequent sale may differ substantially (higher or lower) from the original price to public you paid as provided on the cover of this pricing supplement.

**If You Purchase Your Notes at a Premium to Face Amount, the Return on Your Investment Will Be Lower Than the Return on Notes Purchased at Face Amount and the Impact of Certain Key Terms of the Notes Will Be Negatively Affected**

The Cash Settlement Amount will not be adjusted based on the price to public you pay for the notes. If you purchase notes at a price that differs from the face amount of the notes, then the return on your investment in such notes held to the stated maturity date will differ from, and may be substantially less than, the return on notes purchased at face amount. If you purchase your notes at a premium to face amount and hold them to the stated maturity date, the return on your investment in the notes will be lower than it would have been had you purchased the notes at face amount or a discount to face amount. In addition, the impact of the Cap Level on the return on your investment will depend upon the price you pay for your notes relative to face amount. For example, if you purchase your notes at a premium to face amount, the Cap Level will only permit a lower positive return in your investment in the notes than would have been the case for notes purchased at face amount or a discount to face amount.

**If the Levels of the Basket Underliers Change, the Market Value of Your Notes May Not Change in the Same Manner**

Your notes may trade quite differently from the performances of the Basket Underliers. Changes in the levels of the Basket Underliers may not result in a comparable change in the market value of your notes. We discuss some of the reasons for this disparity under "— The Market Value of the Notes Will Be Affected by Various Factors That Interrelate in Complex Ways, and Their Market Value May Be Less Than the Face Amount" below.

**Trading and Hedging Activities by Us, the Guarantor and Any of Our Other Affiliates, including BofAS, May Affect Your Return on the Notes and Their Market Value**

We, the Guarantor and our other affiliates, including BofAS, and any other distributors of the notes may buy or sell the securities represented by the Basket Underliers, or futures or options contracts on the Basket Underliers or

those securities, or other listed or over-the-counter derivative instruments linked to the Basket Underliers or the Basket Underlier Stocks. We, the Guarantor and any of our other affiliates, including BofAS, and any other distributors of the notes may execute such purchases or sales for our own or their own accounts, for business reasons, or in connection with hedging our obligations under the notes. These transactions could adversely affect the value of these securities and, in turn, the value of the Basket Underliers in a manner that could be adverse to your investment in the notes. On or before the applicable trade date, any purchases or sales by us, the Guarantor or other entities (including for the purpose of hedging some or all of our anticipated exposure in connection with the notes) may affect the level of the Basket Underliers or the Basket Underlier Stocks. Consequently, the levels of the Basket Underliers or the prices of the Basket Underlier Stocks may change subsequent to the trade date of an issue of the notes, which may adversely affect the market value of the notes.

We, the Guarantor or one or more of our other affiliates, including BofAS, and any other distributors of the notes may also engage in hedging activities that could affect the level of the Basket Underliers on the trade date. In addition, these hedging activities, including the unwinding of a hedge, may decrease the market value of your notes prior to maturity, and may affect the amounts to be paid on the notes. We, the Guarantor or one or more of our other affiliates, including BofAS, and any other distributors of the notes may purchase or otherwise acquire a long or short position in the notes and may hold or resell the notes. For example, BofAS may enter into these transactions in connection with any market making activities in which they engage. We cannot assure you that these activities will not adversely affect the levels of the Basket Underliers, the market value of your notes prior to maturity or the amounts payable on the notes.

**The Market Value of the Notes Will Be Affected by Various Factors That Interrelate in Complex Ways, and Their Market Value May Be Less Than the Face Amount**

If you wish to liquidate your investment in the notes prior to maturity, your only option would be to sell them in the secondary market. At that time, there may be an illiquid market for your notes or no market at all. Even if you were able to sell your notes, there are many factors outside of our control that may affect their market value, such as the level and the volatility of the Basket Underliers, economic and other conditions generally, interest rates, dividend yields on the securities represented by the Basket Underliers, exchange rate movements and volatility, our and the Guarantor's financial condition and creditworthiness, and time to maturity. The impact of any one factor may be offset or magnified by the effect of another factor. These factors may interact with each other in complex and unpredictable ways. See "Risk Factors—Valuation- and Market-related Risks—The Notes are not designed to be short-term trading instruments, and if you attempt to sell the notes prior to maturity, their market value, if any, will be affected by various factors that interrelate in complex ways, and their market value may be less than the principal amount" beginning on page PS-10 of product supplement EQUITY-1.

**Conflict-related Risks**

**Trading and Hedging Activities by Us, the Guarantor and Any of Our Other Affiliates, Including BofAS, May Create Conflicts of Interest With You and May Affect Your Return on the Notes and Their Market Value.**

We, the Guarantor or one or more of our other affiliates, including BofAS, and any other distributors of the notes may engage in trading activities related to the Basket Underliers and to the Basket Underlier Stocks that are not for your account or on your behalf. We, the Guarantor or one or more of our other affiliates, including BofAS, and any other distributors of the notes also may issue or underwrite other financial instruments with returns based upon the Basket Underliers. These trading and other business activities may present a conflict of interest between your interest in the notes and the interests we, the Guarantor and our other affiliates, including BofAS, and any other distributors of the notes may have in our or their proprietary accounts, in facilitating transactions, including block trades, for our or their other customers, and in accounts under our or their management. These trading and other business activities, if they influence the levels of the Basket Underliers or secondary trading in your notes, could be adverse to your interests as a beneficial owner of the notes.

We, the Guarantor or one or more of our other affiliates, including BofAS, expect to enter into arrangements or adjust or close out existing transactions to hedge our obligations under the notes. We, the Guarantor or our other affiliates, including BofAS, and any other distributors of the notes also may enter into hedging transactions relating to other notes or instruments that we or they issue, some of which may have returns calculated in a manner related to the notes. We may enter into such hedging arrangements with one of our affiliates. Our affiliates or such other distributors may enter into additional hedging transactions with other parties relating to the notes and the Basket Underliers. This hedging activity is expected to result in a profit to those engaging in the hedging activity, which could be more or less than initially expected, but could also result in a loss. We and these other entities will price these hedging transactions with the intent to realize a profit, regardless of whether the value of the notes increases or decreases. Any profit in connection with such hedging activities will be in addition to any other compensation that we or other parties receive for the sale of the notes, which creates an additional incentive to sell the notes to you.

---

**There May Be Potential Conflicts of Interest Involving the Calculation Agent, Which Is an Affiliate of Ours. We Have the Right to Appoint and Remove the Calculation Agent**

BofAS will be the calculation agent for the notes and, as such, will make a variety of determinations relating to the notes, including the amounts that will be paid on the notes. Under some circumstances, these duties could result in a conflict of interest between its status as our affiliate and its responsibilities as calculation agent. These conflicts could occur, for instance, in connection with the calculation agent's determination as to whether a Market Disruption Event has occurred. The calculation agent will be required to carry out its duties in good faith and use its reasonable judgment. However, because we expect that the Guarantor will control the calculation agent, potential conflicts of interest could arise.

**Underlying-related Risks**

**The Probability that the Final Basket Level Will Be Less Than the Initial Basket Level Will Depend in Part on the Volatility of the Basket Underliers**

"Volatility" refers to the frequency and magnitude of changes in the levels of the Basket Underliers. The greater the expected volatility with respect to the Basket Underliers on the trade date, the higher the expectation as of the trade date that the Final Basket Level could be less than the Initial Basket Level, indicating a higher expected risk of loss on the notes. The terms of the notes are set, in part, based on expectations about the volatility of the Basket Underliers as of the trade date. The volatility of the Basket Underliers can change significantly over the term of the notes. The level of the Basket could fall sharply, which could result in a significant loss of principal. You should be willing to accept the downside market risk of the Basket and the potential to lose a significant amount of your principal at maturity.

**You Have No Shareholder Rights or Rights to Receive Any Basket Underlier Stock**

Investing in your notes will not make you a holder of any of the Basket Underlier Stocks. Neither you nor any other holder or owner of your notes will have any rights with respect to the Basket Underlier Stocks, including voting rights, any right to receive dividends or other distributions, any rights to make a claim against the Basket Underlier Stocks or any other rights of a holder of the Basket Underlier Stocks. Your notes will be paid in cash and you will have no right to receive delivery of any Basket Underlier Stocks.

**The Publisher of a Basket Underlier May Adjust such Basket Underlier in a Way that Affects Its Levels, and the Publisher Has No Obligation to Consider Your Interests**

The publisher of a Basket Underlier can add, delete, or substitute the components included in that Basket Underlier or make other methodological changes that could change its level. A new security included in a Basket Underlier may perform significantly better or worse than the replaced security, and the performance will impact the level of that Basket Underlier. Additionally, the publisher of a Basket Underlier may alter, discontinue, or suspend calculation or dissemination of that Basket Underlier. Any of these actions could adversely affect the value of your notes. The publisher of a Basket Underlier will have no obligation to consider your interests in calculating or revising that Basket Underlier.

**An Investment in the Notes Is Subject to Risks Associated with Foreign Securities Markets**

The Basket tracks the value of certain foreign equity securities. You should be aware that investments in securities linked to the value of foreign equity securities involve particular risks. The foreign securities markets comprising the Basket Underliers may have less liquidity and may be more volatile than U.S. or other securities markets and market developments may affect foreign markets differently from U.S. or other securities markets. Direct or indirect government intervention to stabilize these foreign securities markets, as well as cross-shareholdings in foreign companies, may affect trading prices and volumes in these markets. Also, there is generally less publicly available information about foreign companies than about those U.S. companies that are subject to the reporting requirements of the Securities and Exchange Commission, and foreign companies are subject to accounting, auditing and financial reporting standards and requirements that differ from those applicable to U.S. reporting companies.

Prices of securities in foreign countries are subject to political, economic, financial and social factors that apply in those geographical regions. These factors, which could negatively affect those securities markets, include the possibility of recent or future changes in a foreign government's economic and fiscal policies, the possible imposition of, or changes in, currency exchange laws or other laws or restrictions applicable to foreign companies or investments in foreign equity securities and the possibility of fluctuations in the rate of exchange between currencies, the possibility of outbreaks of hostility and political instability and the possibility of natural disaster or adverse public health development in the region. Any one of these factors, or the combination of more than one of

---

these factors, could negatively affect such foreign securities markets and the prices of securities therein. Further, geographical regions may react to global factors in different ways, which may cause the prices of securities in a foreign securities market to fluctuate in a way that differs from those of securities in the U.S. securities market or other foreign securities markets. Foreign economies may differ favorably or unfavorably from the U.S. economy in important respects such as growth of gross national product, rate of inflation, capital reinvestment, resources and self-sufficiency.

**Your Notes are Linked to the Basket Underliers, Which are Comprised of Basket Underlier Stocks That Are Traded in Foreign Currencies But Not Adjusted to Reflect Their U.S. Dollar Value, And, Therefore, the Return on Your Notes Will Not Be Adjusted for Changes in Foreign Currency Exchange Rates**

Your notes are linked to the Basket Underliers whose Basket Underlier Stocks are traded in foreign currencies but not adjusted to reflect their U.S. dollar value. The amount payable on your notes will not be adjusted for changes in foreign currency exchange rates. The amount payable will be based upon the overall change in the level of each Basket Underlier. Changes in foreign currency exchange rates, however, may reflect changes in the economy of the foreign countries in which the Basket Underlier's component stocks are listed that, in turn, may affect the levels of the Basket Underliers and the Basket.

**Tax-related Risks**

**The U.S. Federal Income Tax Consequences of an Investment in the Notes Are Uncertain, and May Be Adverse to a Holder of the Notes**

No statutory, judicial, or administrative authority directly addresses the characterization of the notes or securities similar to the notes for U.S. federal income tax purposes. As a result, significant aspects of the U.S. federal income tax consequences of an investment in the notes are not certain. Under the terms of the notes, you will have agreed with us to treat the notes as single financial contracts, as described below under "U.S. Federal Income Tax Summary—General." If the Internal Revenue Service (the "IRS") were successful in asserting an alternative characterization for the notes, the timing and character of gain or loss with respect to the notes may differ. No ruling will be requested from the IRS with respect to the notes and no assurance can be given that the IRS will agree with the statements made in the section entitled "U.S. Federal Income Tax Summary." You are urged to consult with your own tax advisor regarding all aspects of the U.S. federal income tax consequences of investing in the notes.

## THE BASKET AND THE BASKET UNDERLIERS

The Basket is comprised of five Basket Underliers with the following initial weights within the basket: the EURO STOXX 50<sup>®</sup> Index (38.00% weighting), the TOPIX<sup>®</sup> (26.00% weighting), the FTSE<sup>®</sup> 100 Index (17.00% weighting), the Swiss Market Index (11.00% weighting) and the S&P<sup>®</sup>/ASX 200 Index (8.00% weighting).

All disclosures contained in this pricing supplement regarding the Basket Underliers, including, without limitation, their make-up, method of calculation, and changes in their components, have been derived from publicly available sources. The information reflects the policies of, and is subject to change by the Basket Underlier Sponsors. The Basket Underlier Sponsors, who license the copyright and all other rights to the Basket Underliers, have no obligation to continue to publish, and may discontinue publication of, the Basket Underliers. The consequences of the Basket Underlier Sponsors discontinuing publication of the applicable Basket Underlier are discussed in "Description of the Notes—Discontinuance of an Index" in the accompanying product supplement. None of us, the Guarantor, the calculation agent, or BofAS accepts any responsibility for the calculation, maintenance or publication of the Basket Underliers or any successor index.

As to each Basket Underlier, sector designations are determined by the applicable Basket Underlier Sponsor using criteria it has selected or developed. Basket Underlier Sponsors may use very different standards for determining sector designations. In addition, many companies operate in a number of sectors, but are listed in only one sector and the basis on which that sector is selected may also differ. As a result, sector comparisons between indices with different Basket Underlier Sponsors may reflect differences in methodology as well as actual differences in the sector composition of the indices.

None of us, the Guarantor, BofAS or any of our other affiliates makes any representation to you as to the future performance of the Basket Underliers.

You should make your own investigation into the Basket Underliers.

### The EURO STOXX 50<sup>®</sup> Index

The EURO STOXX 50<sup>®</sup> Index (Bloomberg ticker "SX5E") is a free-float market capitalization-weighted index of 50 European blue-chip stocks. The 50 stocks included in the EURO STOXX 50<sup>®</sup> Index trade in Euros, and are allocated, based on their country of incorporation, primary listing and largest trading volume, to one of the following countries: Austria, Belgium, Finland, France, Germany, Ireland, Italy, Luxembourg, the Netherlands, Portugal and Spain, which we refer to collectively as the Eurozone. Companies allocated to a Eurozone country but not traded in Euros are not eligible for inclusion in the EURO STOXX 50<sup>®</sup> Index. The level of the EURO STOXX 50<sup>®</sup> Index is disseminated on the STOXX Limited website. STOXX Limited is under no obligation to continue to publish the EURO STOXX 50<sup>®</sup> Index and may discontinue publication of it at any time. Additional information regarding the EURO STOXX 50<sup>®</sup> Index (including the top ten constituent stocks and weights, sector weights and country weights) may be obtained from the STOXX Limited website: [stox.com](http://stox.com). We are not incorporating by reference the website or any material it includes in this pricing supplement.

### Composition and Maintenance

The EURO STOXX 50<sup>®</sup> Index is composed of 50 index stocks chosen by STOXX Limited from the 20 EURO STOXX Supersector indices, which represent the Eurozone portion of the STOXX Europe 600 Supersector indices. The 20 supersectors from which stocks are selected for the EURO STOXX 50<sup>®</sup> Index are: Automobiles & Parts; Banks; Basic Resources; Chemicals; Construction & Materials; Consumer Products & Services; Energy; Financial Services; Food, Beverages & Tobacco; Health Care; Industrial Goods & Services; Insurance; Media; Personal Care, Drug & Grocery Stores; Real Estate; Retailers; Technology; Telecommunications; Travel & Leisure; and Utilities; although stocks from each of these supersectors are not necessarily included at a given time.

The composition of the EURO STOXX 50<sup>®</sup> Index is reviewed by STOXX Limited annually in September. Within each of the 20 EURO STOXX Supersector indices, the respective index component stocks are ranked by free-float market capitalization. The largest stocks are added to the selection list until the coverage is close to, but still less than, 60% of the free-float market capitalization of the corresponding EURO STOXX Total Market Index Supersector Index. If the next highest-ranked stock brings the coverage closer to 60% in absolute terms, then it is also added to the selection list. All remaining stocks that are current EURO STOXX 50<sup>®</sup> Index components are then added to the selection list. The stocks on the selection list are then ranked by free-float market capitalization. The 40 largest stocks on the selection list are chosen as index components. The remaining 10 stocks are then selected from the largest current stocks ranked between 41 and 60. If the number of index components is still below 50, then the largest remaining stocks on the selection list are added until the EURO STOXX 50<sup>®</sup> Index contains 50 stocks. In exceptional cases, the STOXX Limited Management Board may make additions and deletions to the selection list.

The component stocks of the EURO STOXX 50<sup>®</sup> Index are monitored on an ongoing monthly basis for deletion and quarterly basis for addition. Changes to the composition of the EURO STOXX 50<sup>®</sup> Index due to corporate actions (including mergers and takeovers, spin-offs, sector changes and bankruptcy) are announced immediately, implemented two trading days later and become effective on the next trading day after implementation.

The component stocks of the EURO STOXX 50<sup>®</sup> Index are subject to a “fast exit” rule. A component stock is deleted if it ranks 75 or below on the monthly selection list and it ranked 75 or below on the selection list of the previous month. Additionally, any component stocks that are not traded for 10 trading days, are suspended from trading for 10 consecutive days or more and have not announced a resumption trading date, are officially delisted or are the subject of ongoing bankruptcy proceedings will be deleted from the EURO STOXX 50<sup>®</sup> Index. The highest-ranked non-component stock will replace the exiting component stock. The EURO STOXX 50<sup>®</sup> Index is also subject to a “fast entry” rule. All stocks on the latest selection lists and initial public offering (IPO) stocks are reviewed for a fast-track addition on a quarterly basis. A stock is added if it qualifies for the latest blue-chip selection list generated at the end of February, May, August or November and if it ranks within the lower buffer (between 1 and 25) on the selection list. If added, the stock replaces the smallest component stock.

A deleted stock is replaced immediately to maintain the fixed number of stocks. The replacement is based on the latest monthly selection list. In the case of a merger or takeover where a component stock is involved, the original component stock is replaced by the new component stock. Generally, non-surviving stock(s) are deleted at the last traded price of the security. If any non-surviving stock is not trading anymore (delisted or suspended before its deletion), a new artificial price based on the acquisition/merger terms is calculated and the company is kept/deleted with this price instead of the last traded one. For the calculation of the artificial price only ordinary cash and stock terms will be used. Other instruments such as contingent value rights will not be considered. In the case of a spin-off, if the original stock was a component stock, then each spin-off stock qualifies for addition if it lies within the upper buffer (between 1 and 40) on the latest selection list. The largest qualifying spin-off stock replaces the original component stock, while the next qualifying spin-off stock replaces the lowest ranked component stock and likewise for other qualifying spin-off stocks.

The free float factors and outstanding number of shares for each index stock that STOXX Limited uses to calculate the EURO STOXX 50<sup>®</sup> Index are reviewed, calculated and implemented on a quarterly basis and are fixed until the next quarterly review. Certain extraordinary adjustments to the free float factors and/or the number of outstanding shares are implemented and made effective more quickly. The timing depends on the magnitude of the change. Each component's weight is capped at 10% of the EURO STOXX 50<sup>®</sup> Index's total free float market capitalization. The free float factor reduces the index stock's number of shares to the actual amount available on the market. All holdings that are larger than five percent of the total outstanding number of shares and held on a long-term basis are excluded from the index calculation (including, but not limited to, stock owned by the company itself, stock owned by governments, stock owned by certain individuals or families, and restricted shares).

#### **Calculation of the EURO STOXX 50<sup>®</sup> Index**

STOXX Limited calculates the EURO STOXX 50<sup>®</sup> Index using the “Laspeyres formula,” which measures the aggregate price changes in the index stocks against a fixed base quantity weight. The formula for calculating the EURO STOXX 50<sup>®</sup> Index value can be expressed as follows:

$$\text{EURO STOXX 50}^{\text{®}} \text{ Index} = \frac{\text{Free float market capitalization of the EURO STOXX 50}^{\text{®}} \text{ Index}}{\text{Divisor}}$$

The “free float market capitalization of the EURO STOXX 50<sup>®</sup> Index” is equal to the sum of the product of the price, the number of shares, the free float factor and the weighting cap factor for each index stock as of the time the EURO STOXX 50<sup>®</sup> Index is being calculated. The index stocks trade in Euros and thus, no currency conversion is required. Where any index component stock price is unavailable on any trading day, the index sponsor will generally use the last reported price for such component stock.

The EURO STOXX 50<sup>®</sup> Index is also subject to a divisor, which is adjusted to maintain the continuity of the EURO STOXX 50<sup>®</sup> Index values across changes due to corporate actions. Changes in weights due to corporate actions are distributed proportionally across all index components and equal an investment into the portfolio.

#### **License Agreement**

One of our affiliates has entered into a non-exclusive license agreement with STOXX providing for the license to it and certain of its affiliated companies, including us, in exchange for a fee, of the right to use indices owned and published by STOXX (including the EURO STOXX 50<sup>®</sup> Index) in connection with certain securities, including the notes offered hereby.

The license agreement requires that the following language be stated in this document:

STOXX and its licensors (the “Licensors”) have no relationship to us, other than the licensing of the EURO STOXX 50<sup>®</sup> Index and the related trademarks for use in connection with the notes. STOXX and its Licensors do not:

- sponsor, endorse, sell, or promote the notes;
- recommend that any person invest in the notes offered hereby or any other securities;
- have any responsibility or liability for or make any decisions about the timing, amount, or pricing of the notes;
- have any responsibility or liability for the administration, management, or marketing of the notes; or
- consider the needs of the notes or the holders of the notes in determining, composing, or calculating the EURO STOXX 50<sup>®</sup> Index, or have any obligation to do so.

STOXX and its Licensors will not have any liability in connection with the notes. Specifically:

- STOXX and its Licensors do not make any warranty, express or implied, and disclaim any and all warranty concerning:
  - the results to be obtained by the notes, the holders of the notes or any other person in connection with the use of the EURO STOXX 50<sup>®</sup> Index and the data included in the EURO STOXX 50<sup>®</sup> Index;
  - the accuracy or completeness of the EURO STOXX 50<sup>®</sup> Index and its data;
  - the merchantability and the fitness for a particular purpose or use of the EURO STOXX 50<sup>®</sup> Index and its data;
- STOXX and its Licensors will have no liability for any errors, omissions, or interruptions in the EURO STOXX 50<sup>®</sup> Index or its data; and
- Under no circumstances will STOXX be liable for any lost profits or indirect, punitive, special, or consequential damages or losses, even if STOXX or its Licensors know that they might occur.

The licensing agreement discussed above is solely for our benefit and that of STOXX, and not for the benefit of the holders of the notes or any other third parties.

#### **The TOPIX<sup>®</sup>**

The TOPIX<sup>®</sup> (Bloomberg ticker “TPX”), also known as the Tokyo Stock Price Index, was first launched on July 1, 1969 with a base level of 100 as of January 4, 1968; and is sponsored, calculated published and disseminated by JPX Market Innovation & Research, Inc., which we refer to as JPXI. The TOPIX<sup>®</sup> is a free-float adjusted market capitalization weighted index comprised of domestic common stocks listed on the Tokyo Stock Exchange (TSE) covering an extensive portion of the Japanese stock market. On April 4, 2022, JPXI began revisions to TOPIX in conjunction with the restructuring of the Tokyo Stock Exchange, Inc. (“TSE”) into three new market segments: the Prime Market, Standard Market or Growth Market. Revisions to TOPIX will be carried out in stages from October 2022 to January 2025. Prior to April 4, 2022, TOPIX was comprised of all domestic common stocks listed on the First Section of the TSE. At that time, domestic stocks admitted to the TSE were assigned either to the TSE First Section, TSE Second Section, TSE Mothers or JASDAQ (Standard and Growth). Additional information about TOPIX (including the top ten constituent stocks and weights and sector weights) is available on the following website: [jpx.co.jp/english/markets/indices/topix/](http://jpx.co.jp/english/markets/indices/topix/). We are not incorporating by reference the website or any material it includes in this pricing supplement.

#### **Composition and Maintenance**

As of April 4, 2022, TOPIX was comprised of all domestic common stocks listed on the TSE First Section as of April 1, 2022 (the business day before the TSE market restructuring), excluding certain types of securities such as subscription warrant securities and preferred equity contribution securities. During the period from April 4, 2022 to January 31, 2025, constituent revisions will be carried out in stages.

#### **TOPIX Calculation**

TOPIX is a free-float adjusted market capitalization weighted index, which reflects movements in the market capitalization as measured from a base index value of 100 set on the base date of January 4, 1968.

JPXI calculates TOPIX by multiplying the base index value of 100 by the quotient of the current free-float-adjusted market value divided by the base market value. The resulting value is not expressed in Japanese yen but

presented as a number of points, rounded to the nearest one hundredth. The formula for calculating TOPIX value can be expressed as follows:

$$\text{index value} = \text{Base point of } 100 \times \frac{\text{Current free float adjusted market value}}{\text{Base market value}}$$

The current free-float-adjusted market value is the sum of the products of the price times the number of free-float-adjusted shares for each constituent stock.

The number of free-float-adjusted shares for this calculation is the total number of listed shares multiplied by free-float weight multiplied by the cap-adjustment ratio. The total number of listed shares used for this purpose is usually the same as the number of actual listed shares. However, in some cases these numbers will differ as a consequence of the index methodology. For instance, in the case of a stock split, the number of listed shares will increase on the additional listing date after the stock split becomes effective; on the other hand, the number of listed shares for index calculation purposes will increase on the ex-rights date.

Free-float weight is the weight of listed shares deemed to be available for trading in the market, and is determined and calculated by JPXI for each constituent stock. It is calculated by subtracting the quotient of non-free-float shares divided by listed shares from one. Free-float weight is reviewed once a year in order to reflect the latest distribution of share ownership. JPXI estimates non-free-float shares using published materials such as securities reports, and generally deems shares held by the top ten major shareholders (with certain exceptions), treasury stocks, shares held by members of the issuer's board of directors to be unavailable for trading in the market and shares held by other listed companies for investment purposes other than pure investment. JPXI may deem other shares to be unavailable for trading in the market. Securities deemed to be held by individuals indicated in the section of the state of corporate governance, etc. in the securities report will not be included in the estimation of non-free-float shares. The timing of the yearly free-float-weight review is different according to the settlement terms of listed companies. In addition to the yearly review, extraordinary reviews may be conducted for events JPXI expects will significantly affect the free-float weight. These include third-party allotment, when preferred shares are converted or subscription warrants are exercised, as well as in the event of a demerger, merger/stock-swap, take-over bid and other events JPXI judges deem will significantly affect free-float weight.

The upper weighting limit for any one constituent of TOPIX is 10%. If an issue's weight calculated by free-float adjusted market capitalization as of the last business day of every August is over the upper limit, a cap-adjustment ratio for adjustment of weight will be applied to said issue on the last business day of October. Even if the weight again exceeds the upper limit due to stock price movements or other reasons, the cap-adjustment ratio will not be changed until the last business day of the next October.

In the event of any increase or decrease in the current free-float-adjusted market value due to causes other than fluctuations in the stock market, such as public offerings, adjustments are made by JPXI to the base market value in order to maintain the continuity of TOPIX. The TSE makes adjustments as follows:

	<b>Event</b>	<b>Adjustment Date</b>	<b>Stock Price Used for Adjustments</b>
Addition	A company is to be newly listed on the Prime Market	Last business day of the month after such listing	Stock price at the end of trading on the business day before adjustment date
Addition	New listing of a newly formed company resulting from a corporate consolidation, stock transfer, stock swap, merger for creating a new company or demerger that results in a TOPIX constituent being delisted and the new company being included in TOPIX	New listing date. If the initial listing date falls on a holiday, it will be the following business day	Base price
Addition	Delisting of a TOPIX constituent due to a stock swap or an absorption-type merger with a	Delisting date	Stock price at the end of trading on the business day before adjustment date



	surviving stock that is not a TOPIX constituent, and the surviving stock is included in TOPIX		
Addition	A company is to be transferred to the Prime Market	Last business day of the month after such change	Stock price at the end of trading on the business day before adjustment date
Deletion	Company to be de-listed due to other reason than described above (merger or stock-swap, with other surviving company included in the TOPIX®) New listing of a newly formed company resulting from a corporate consolidation, stock transfer, stock swap, merger for creating a new company or demerger that results in a TOPIX constituent being delisted and the new company being included in TOPIX	Listing date of the newly formed company (normally two business days following delisting date)	Stock price at the end of trading on the business day before the delisting date. The stock price at the end of trading on the business day before the delisting date is used to calculate TOPIX for the period from the delisting date to the removal date.
Deletion	A constituent is to be delisted due to a reason other than as described in the preceding scenario	Delisting date	Stock price at the end of trading on the business day before adjustment date
Deletion	A constituent's securities are designated to be delisted or designated as a security on alert	Four business days after designation. If the designation date falls on a holiday, it will be the next business day.	Stock price at the end of trading on the business day before adjustment date

The adjusted base market value will equal the old base market value multiplied by the quotient of the free-float-adjusted market value on the business day before the adjustment date *plus* or *minus*, as applicable, the adjustment amount *divided* by the free-float-adjusted market value on the business day before the adjustment date.

The adjustment amount for the foregoing calculation will be an amount equal to the product of the change (the absolute value of the increase or decrease) in the number of shares used for index calculations *times* the price of the shares used for adjustment.

Changes in the number of shares and the price of the shares for adjustments to the base market value will be made as described in the table below.

Event	Change in the Number of Constituent Shares	
	Implementation of Adjustment (Before Markets Open)	Price used for adjustment
Change of free float weight	Date of change	Stock price at the end of trading on the business day before adjustment date
Public offering	Additional listing date (day after payment date). If listing date falls on a holiday, the next business day	Stock price at the end of trading on the business day before adjustment date
Allocation of new shares to a third party	Five business days after additional listing date (two business days after payment date)	Stock price at the end of trading on the business day before adjustment date
Capital increase through allotment to shareholders	Ex-rights date	Payment price per share

Exercise of subscription warrants	Last business day of the month following exercise	Stock price at the end of trading on the business day before adjustment date
Conversion of preferred shares	Last business day of the month following conversion	Stock price at the end of trading on the business day before adjustment date
Cancellation of treasury stock	Last business day of the month following cancellation	Stock price at the end of trading on the business day before adjustment date
Merger or stock swap between a non-surviving constituent and another constituent	Delisting date of the non-surviving constituent	Stock price at the end of trading on the business day before adjustment date
Merger or stock-swap other than that described above	Listing change date (effective date)	Stock price at the end of trading on the business day before adjustment date
Rights offering	Ex-rights date	Payment price per share
Offering for sale of shares held by the Japanese government	Date determined by JPXI (generally the delivery date)	Stock price at the end of trading on the business day before adjustment date
Demerger	Listing change date (the effective date)	Stock price at the end of trading on the business day before adjustment date
Other adjustments	Last business day of the month in which the information appears in "Sho-ho" (TSE Notice) or the last business day of the following month	Stock price at the end of trading on the business day before adjustment date

No adjustments will be made to the base market value in the case of a stock split, reverse stock split, or gratis allotment of shares (limited to cases where treasury stock is allotted).

Retroactive adjustments will not be made to revise the figures of the index that have already been calculated and disseminated even if issuing companies file amendments on previously released information.

If trading in a certain constituent is halted, JPXI regards the constituent's share price for purposes of calculating TOPIX to be unchanged. Where an event that is not specified in the rules of TOPIX occurs, or if JPXI decides that it is impossible to use its existing methods to calculate TOPIX, JPXI may use an alternate method of index calculation as it deems valid.

#### License Agreement

We expect to enter into a license agreement with TSE, in exchange for a fee, whereby we are permitted to use the TOPIX<sup>®</sup> in connection with the offer and sale of the notes. We are not affiliated with TSE; the only relationship between TSE and us is the licensing of the use of the TOPIX<sup>®</sup> and trademarks relating to the TOPIX<sup>®</sup>.

The notes are not sponsored, endorsed or promoted by TSE. No inference should be drawn from the information contained in this pricing supplement that TSE makes any representation or warranty, implied or express, to us, any holder of the notes or any member of the public regarding the advisability of investing in securities generally or in the notes in particular or the ability of the TOPIX<sup>®</sup> to track general stock market performance.

TSE determines, composes and calculates the TOPIX<sup>®</sup> without regard to the notes. TSE has no obligation to take into account your interest, or that of anyone else having an interest, in the notes in determining, composing or calculating the TOPIX<sup>®</sup>. TSE is not responsible for and has not participated in the determination of the terms, prices or amount of the notes and will not be responsible for or participate in any determination or calculation regarding

the principal amount of the notes payable at the stated maturity date. TSE has no obligation or liability in connection with the administration, marketing or trading of the notes.

Neither we nor any of our affiliates accepts any responsibility for the calculation, maintenance or publication of the TOPIX<sup>®</sup> or any successor index. TSE disclaims all responsibility for any errors or omissions in the calculation and dissemination of the TOPIX<sup>®</sup> or the manner in which the TOPIX<sup>®</sup> is applied in determining the closing level or any amount payable upon maturity of the notes. The level of the TOPIX<sup>®</sup> and the TOPIX<sup>®</sup> trademarks are subject to the proprietary rights owned by the TSE and the TSE owns all rights and know-how relating to the TOPIX<sup>®</sup> such as calculation, publication and use of the level of the TOPIX<sup>®</sup> and relating to the TOPIX<sup>®</sup> trademarks. The TSE shall reserve the rights to change the methods of calculation or publication, to cease the calculation or publication of the level of the TOPIX<sup>®</sup> or to change the TOPIX<sup>®</sup> trademarks or cease the use thereof. The TSE makes no warranty or representation whatsoever, either as to the results stemmed from the use of the level of the TOPIX<sup>®</sup> and the TOPIX<sup>®</sup> trademarks or as to the figure at which the level of the TOPIX<sup>®</sup> stands on any particular day. The TSE gives no assurance regarding accuracy or completeness of the level of the TOPIX<sup>®</sup> and data contained therein. Further, the TSE shall not be liable for the miscalculation, incorrect publication, delayed or interrupted publication of the level of the TOPIX<sup>®</sup>. No notes are in any way sponsored, endorsed or promoted by the TSE. The TSE shall not bear any obligation to give an explanation of the notes or an advice on investments to any purchaser of the notes or to the public. The TSE neither selects specific stocks or groups thereof nor takes into account any needs of the issuing company or any purchaser of the notes, for calculation of the level of the TOPIX<sup>®</sup>. Including but not limited to the foregoing, the TSE shall not be responsible for any damage resulting from the issue and sale of the notes.

### **The FTSE<sup>®</sup> 100 Index**

The FTSE<sup>®</sup> 100 Index (Bloomberg ticker "UKX") is a market capitalization-weighted index of the 100 most highly capitalized U.K.-listed blue chip companies traded on the London Stock Exchange. Additional information on the FTSE<sup>®</sup> 100 Index (including the top five constituent stocks and weights and sector weights) is available from the following website: [ftse.com/products/indices/uk](http://ftse.com/products/indices/uk). We are not incorporating by reference the website or any material it includes in this pricing supplement.

### **Index Composition and Selection Criteria**

The FTSE<sup>®</sup> 100 Index consists of the 100 largest U.K.-listed blue chip companies, based on full market capitalization, that pass screening tests for free-float and liquidity. The FTSE<sup>®</sup> 100 Index is reviewed on a quarterly basis in March, June, September and December based on data from the close of business on the Tuesday before the first Friday of the review month. The FTSE Russell Europe, Middle East & Africa Regional Equity Advisory Committee, which we refer to as the Committee, meets quarterly to approve the constituents of the FTSE<sup>®</sup> 100 Index. Any constituent changes are implemented after the close of business on the third Friday of the review month (i.e. effective Monday), following the expiration of the Intercontinental Exchange Futures Europe futures and options contracts.

*Eligibility Standards.* Only "premium listed" equity shares, as defined by the Financial Conduct Authority in its Listing Rules Sourcebook, are eligible for inclusion in the FTSE<sup>®</sup> 100 Index. Eligible stocks must pass free-float and liquidity screens before being included in the FTSE<sup>®</sup> 100 Index.

*Free-Float Screen* — With regard to free-float, a stock must have a minimum free float (as described below) of 10% if the issuing company is incorporated in the United Kingdom and 25% if it is a non-United Kingdom incorporated company. A new company may be initially included in the FTSE<sup>®</sup> 100 Index with a free float outside of the above parameters so long as it has an initial free float above 5% and it is expected to meet the minimum free float requirements within 12 months of its first day of trading.

*Foreign Ownership Restrictions and Minimum Headroom Requirement* — For the avoidance of doubt, a stock which restricts the number of shares that a UK investor can hold may be included in the FTSE<sup>®</sup> 100 Index with an investability weight equal to the foreign ownership limit. However, the actual calculated free float will be referenced to determine if the stock meets the minimum free float criteria for index eligibility.

*Minimum Voting Rights Screen* — Companies are required to have greater than 5% of the company's voting rights (aggregated across all of its equity securities, including, where identifiable, those that are not listed or trading) in the hands of unrestricted shareholders in order to be eligible for index inclusion. The voting rights screen is applied to any potential new constituents on a quarterly basis, and existing constituents will be tested on an annual basis in conjunction with the June review. Current constituents who do not meet this requirement will have until the September 2022 review to meet the requirement or they will be removed from the FTSE<sup>®</sup> 100 Index.

**Liquidity Screen** — With regard to liquidity, each eligible stock is tested for liquidity annually in June by calculating its median daily trading per month. When calculating the median of daily trades per month of any security, a minimum of 5 trading days in each month must exist, otherwise the month is excluded from the test. Liquidity is tested from the first business day in May of the previous year to the last business day of April. The median trade is calculated by ranking each daily trade total and selecting the middle-ranking day. Any period of suspension is not included in the test. Where a security has a market quote in multiple currencies, only volume data from the eligible Sterling quote will be used in the liquidity test. The liquidity test is applied on a pro-rata basis where the testing period is less than 12 months. A stock not presently included in the FTSE<sup>®</sup> 100 Index that does not turnover at least 0.0250% of its shares in issue (after application of any investability weightings) based on its median daily trade per month in at least ten of the 12 months prior to the annual index review in June will not be eligible for inclusion until the next annual review. An existing constituent failing to trade at least 0.0150% of its shares in issue (after the application of any investability weightings) based on its median daily trade per month for at least eight of the 12 months prior to the annual index review will be removed from the FTSE<sup>®</sup> 100 Index and will not be eligible for inclusion until the next annual review. New issues or newly eligible securities must have a minimum trading record of at least 20 trading days prior to the review date and that they have turned over at least 0.0250% of their shares in issue (after the application of any investability weightings) based on their median daily trade each month, on a pro-rata basis since premium listing or UK Nationality assignment date if non-UK incorporated.

For new issues or newly eligible securities which have a sole UK premium listing, no liquidity test is required for the purposes of nationality assignment. However, new issues or newly eligible securities must have a minimum 20 day trading record when reviewed at the index review cut-off date. In addition, they must have turnover of at least 0.0250% of their shares in issue (after the application of any investability weightings) based on their monthly median each month, on a pro-rata basis since the first day of unconditional dealings of premium listing.

For new issues or newly eligible securities with multiple eligible exchange listings, a liquidity test is required to determine nationality assignment. The securities will be tested from the first day of unconditional dealings of a premium listing until the business day proceeding the nationality screen cut-off date. A security must demonstrate that it would pass the FTSE UK Index Series liquidity test (on a pro-rata basis) in order to be assigned UK nationality. For the avoidance of doubt, where a security has multiple eligible exchange listings, and one or more listings has less than 12 months of available trading record, the liquidity test will use the maximum volume data available for each individual listing. Once a UK nationality has been assigned, for the purposes of FTSE UK Index Series inclusion, liquidity will be tested up to the index review cut-off date. They must turnover at least 0.0250% of their shares in issue (after the application of any investability weightings) based on their monthly median each month, on a pro-rata basis since the first day of unconditional dealings of premium listing (where UK incorporated) or since date of UK nationality assignment (where non-UK incorporated).

**Price** — With regard to price, the Committee must be satisfied that an accurate and reliable price exists for purposes of determining the market value of a company. To be eligible for inclusion in the FTSE<sup>®</sup> 100 Index, a stock must have a full listing on the London Stock Exchange with a Sterling-denominated price on SETS (SETS is the London Stock Exchange's trading service for among other securities, those included in the FTSE<sup>®</sup> 100 Index).

**Market Capitalization Ranking** — Eligible stocks that pass the free-float and liquidity screens and that have an accurate and reliable price are ranked by the Committee according to their market capitalization before the application of any adjustments based on the extent to which the shares are publicly traded. Only the quoted equity capital of a constituent company will be included in the calculation of its market capitalization. Where a company has two or more classes of equity, secondary lines will be included in the calculation of the market capitalization of the company only if those lines are significant and liquid. For companies with a dual class share structure, the unlisted specified weighting voting rights shares will not be included in the calculation of the company's full market capitalization for ranking purposes. The Committee will add a stock to the FTSE<sup>®</sup> 100 Index at the quarterly review if it has risen to 90th place or above on the full market capitalization rankings and will delete a stock at the quarterly review if it has fallen to 111th place or below on these rankings. Market capitalization rankings are calculated using data as of the close of business on the day before the review. For the avoidance of doubt, the full and investable market capitalizations at the quarterly review cut-off date will be used to evaluate eligibility and index membership. However, free float and shares in issue updates which are due to be implemented on the review effective date will not be included in such calculation.

**100 Constituent Limitation** — The FTSE<sup>®</sup> 100 Index always contains 100 constituents. If a greater number of companies qualify to be inserted in the FTSE<sup>®</sup> 100 Index than qualify to be removed, the lowest ranking constituents of the FTSE<sup>®</sup> 100 Index will be removed so that the total number of stocks remains at 100 following inclusion of those that qualify to be inserted. Likewise, if a greater number of companies qualify to be removed than to be inserted at the quarterly review, securities of the highest ranking companies that are then not included in the

FTSE® 100 Index will be inserted to match the number of companies being removed, in order to maintain the total at 100.

### **Index Calculation**

The FTSE® 100 Index is a market capitalization weighted index. This means that the price movement of a larger company (that is, one representing larger percentage of the index) will have a greater effect on the price of the index than will the price movement of a smaller company (that is, one representing a smaller percentage of the index).

The value of the FTSE® 100 Index is represented by a fraction, (a) the numerator of which is the sum of the product of (i) the price of each component stock, (ii) the number of shares issued for each such component and (iii) a free float factor for each such component, and (b) the denominator of which is a divisor. The divisor represents the total issued share capital of the FTSE® 100 Index on the base date; the divisor may be adjusted as necessary to allow for changes in issued share capital of individual securities without distorting the FTSE® 100 Index.

As noted above, a free float factor is applied to each index component. By employing this approach, FTSE uses the investable market capitalization, not the total market capitalization, of each constituent to determine the value of the FTSE® 100 Index. Investable market capitalization depends on free float. The following are excluded from free float: shares directly owned by state, regional, municipal and local governments (excluding shares held by independently managed pension schemes for governments); shares held by sovereign wealth funds where each holding is 10% or greater of the total number of shares in issue; shares held by directors, senior executives and managers of the company, and by their family and direct relations, and by companies with which they are affiliated; shares held within employee share plans; shares held by public companies or by non-listed subsidiaries of public companies; shares held by founders, promoters, former directors, founding venture capital and private equity firms, private companies and individuals (including employees) where the holding is 10% or greater of the total number of shares in issue; all shares where the holder is subject to a lock-up clause or has a stated incentive to retain the shares (for the duration of that clause or incentive, after which free float changes resulting from the expiration of a lock-up clause or incentive will be implemented at the next quarterly review subject to the expiration date of such lock-up clause or incentive occurring on or prior to the share and float change information cut-off date; shares held by an investor, investment company or an investment fund for publicly announced strategic reasons and shares held by an investor, investment company or an investment fund that has an employee on the board of directors of a company, has a shareholder agreement, has successfully placed a current member to the board of directors or has nominated a current member to the board of directors alongside a shareholder agreement with the company; and shares that are subject to ongoing contractual agreements (such as swaps) where they would ordinarily be treated as restricted. Shares disclosed as being held by a nominee account are typically regarded as free float, unless a restricted shareholder is identified as holding shares through such nominee account, in which case that portion of shares will be restricted from free float. In addition, while portfolio holdings such as pension funds, insurance funds or investment companies will generally not be considered as restricted from free float, where a single portfolio holding is 30% or greater it will be regarded as strategic and therefore restricted (and will remain restricted until the holding falls below 30%).

The FTSE® 100 Index is recalculated whenever errors or distortions occur that are deemed to be significant. Users of the FTSE® 100 Index are notified through appropriate media.

### **Index Maintenance**

The FTSE® 100 Index is reviewed quarterly for changes in free float. A constituent's free float is updated during the June review regardless of the size of the change. At the March, September and December quarterly updates, a constituent with a free float greater than 15% will have its free float updated if it moves by more than 3% above or below the existing free float. A constituent with a free float of 15% or below will be subject to a 1% threshold. Free float changes resulting from corporate events will not be subject to the percentage change requirements, and will be implemented in line with the event. If a constituent is the target of a tender offer but the conditions for removal from the FTSE® 100 Index are not met, FTSE may implement a free float change when (i) the minimum acceptance level as stipulated by the acquirer has been met, (ii) shareholders have validly tendered and the shares have been irrevocably accepted for payment, and (iii) all pertinent offer conditions have been reasonably met.

If a merger or takeover results in one index constituent being absorbed by another constituent, the resulting company will remain a constituent and a vacancy will be created. This vacancy will be filled by selecting the highest ranking constituent of the FTSE All-Share Index (which is not currently a member of the FTSE® 100 Index) as at the close of the FTSE® 100 Index calculation two days prior to the deletion and related index adjustment. If an index constituent is taken over by a non-constituent company, the original constituent will be removed and may be replaced by the acquiring company where eligible for the FTSE® 100 Index. Otherwise the highest ranking constituent of the FTSE All-Share Index (which is not currently a member of the FTSE® 100 Index) will serve as the

replacement. If a constituent company is split to form two or more companies, both eligible for the FTSE<sup>®</sup> 100 Index, then the resulting companies' index memberships will be re-assessed in order to rebalance the FTSE<sup>®</sup> 100 Index back to 100. The full market capitalizations at the close on the first day of trading of the spun-off company will be used to determine the most appropriate index memberships for continued inclusion. The changes will then be applied at market close giving two days' notice. Consequently, the FTSE<sup>®</sup> 100 Index may have more than 100 companies for three days (or more if the spun-off company does not trade on effective date). If the market price of a company resulting from a split is unavailable it may be retained in the FTSE<sup>®</sup> 100 Index for up to 20 business days and if trading has not commenced, it will be deleted at zero value. If a split results in the inclusion of an ineligible company, then the ineligible company will remain in the FTSE<sup>®</sup> 100 Index for two trading days and then be deleted at the market price. The eligible company will be retained in the FTSE<sup>®</sup> 100 Index as the replacement company and its continued index membership will be reviewed at the next quarterly index review. If a constituent is delisted or ceases to have a firm quotation or is subject to a takeover offer which has been declared wholly unconditional or has ceased to be a viable constituent as defined by the index methodology, it will be removed from the list of constituents and be replaced by the highest ranking constituent of the FTSE All-Share Index (which is not currently a member of the FTSE<sup>®</sup> 100 Index).

#### **Capitalization Adjustments**

A secondary line of a company will be considered for index inclusion if its total market capitalization before the application of any adjustments based on the extent to which the shares are publicly traded, is greater than 25% of the total market capitalization of the company's principal line and the secondary line is eligible, in its own right. Should the total market capitalization of a secondary line fall below 20% of the total market capitalization of the company's principal line at an annual review, the secondary line will be deleted from the FTSE<sup>®</sup> 100 Index unless its total market capitalization remains above the qualification level for continued inclusion as a constituent of the FTSE<sup>®</sup> 100 Index at that review. Should the investable market capitalization of a secondary line, which is already a constituent of the FTSE All-Share Index, fall below the minimum investable market capitalization threshold for two consecutive quarters, it will be deleted from the FTSE<sup>®</sup> 100 Index at that quarterly or annual review. Where a company has partly paid shares, these shares, together with the outstanding call(s), are both included in the FTSE<sup>®</sup> 100 Index.

**Share Weighting Changes** — For the purposes of computing the FTSE<sup>®</sup> 100 Index, to prevent a large number of insignificant weighting changes, the number of shares in issue for each constituent security is amended only when the total shares in issue held within the index system changes by more than 1% on a cumulative basis or the total free float changes by more than 3% on a cumulative basis. A company with a free float of 15% or below will not be subject to the 3% threshold and will instead be updated if the change is greater than 1%. Changes will be made quarterly after the close of business on the third Friday of March, June, September and December. The data for these changes will be taken from the close of business on the Friday five weeks prior to the review implementation. If a corporate action is applied to a constituent which involves a change in the number of shares in issue, the change in shares will be applied simultaneously with the corporate action.

**Shares in Issue Increase** — When a company increases the number of shares it has in issue, the market capitalization of that company increases and the total market capitalization will rise accordingly. The FTSE<sup>®</sup> 100 Index divisor is adjusted to maintain a constant index value.

**Weighting Amendments** — The market capitalization of a company is adjusted to take account of various corporate actions. To prevent the value of the FTSE<sup>®</sup> 100 Index from changing due to such an event, all corporate actions which affect the market capitalization of the FTSE<sup>®</sup> 100 Index require an offsetting divisor adjustment. By adjusting the divisor, the value of the FTSE<sup>®</sup> 100 Index remains constant before and after the event. Below is a summary of the more frequent corporate actions and their resulting adjustment.

#### **Market Disruption**

If there is a system problem or situation in the market that is judged by FTSE to affect the quality of the constituent prices at any time when an index is being calculated, the index will be declared indicative (e.g. normally where a "fast market" exists in the equity market). The message "IND" will be displayed against the index value calculated by FTSE

#### **License Agreement**

These notes are not in any way sponsored, endorsed, sold or promoted by FTSE or by The London Stock Exchange Limited (the "Exchange") or by The Financial Times Limited ("FT") and neither FTSE or Exchange of FT makes any warranty or representation whatsoever, expressly or impliedly, either as to the results to be obtained from the use of the FTSE<sup>®</sup> 100 Index and/or the figure at which the said index stands at any particular time on any particular day or otherwise. The index is compiled and calculated solely by FTSE. However, neither FTSE or

Exchange or FT shall be liable (whether in negligence or otherwise) to any person for any error in the index and neither FTSE or Exchange or FT shall be under any obligation to advise any person of any error therein.

“FTSETM” and “FootsieTM” are trademarks of London Stock Exchange Limited and The Financial Times Limited and are used by FTSE under license.

### **The Swiss Market Index**

The Swiss Market Index (Bloomberg ticker “SMI”) was first launched with a base level of 1,500 as of June 30, 1988; and is sponsored, calculated, published and disseminated by SIX Group Ltd., certain of its subsidiaries, and the Management Committee of SIX Swiss Exchange. The Swiss Market Index is a price return float-adjusted market capitalization-weighted index of the 20 largest stocks traded on the SIX Swiss Exchange. The Swiss Market Index represents more than 75% of the free-float market capitalization of the entire Swiss market. Additional information about the Swiss Market Index (including the top ten constituent stocks and weights and sector weights) is available on the following website: [six-group.com/en/products-services/the-swiss-stock-exchange/market-data/indices/equity-indices/smi.html](http://six-group.com/en/products-services/the-swiss-stock-exchange/market-data/indices/equity-indices/smi.html). We are not incorporating by reference the website or any material it includes in this pricing supplement.

### **Swiss Market Index Composition and Selection Criteria**

The Swiss Market Index is comprised of the 20 highest ranked stocks traded on the SIX Swiss Exchange that have a free float of 20% or more and that are not investment companies. The equity universe is largely Swiss domestic companies, although in some cases foreign issuers with a primary listing on the SIX Swiss Exchange that submit to certain reporting requirements or investment companies that do not hold any shares of any company that has a primary listing on the SIX Swiss Exchange may be included.

The ranking of each security is determined by a combination of the following criteria:

- average free-float market capitalization over the last 12 months (compared to the capitalization of the Swiss Performance Index, which serves as a benchmark for the overall Swiss equity market and as the index universe for the Swiss Market Index), and
- cumulative on order book turnover over the last 12 months (compared to the total turnover of the Swiss Performance Index).

Each of these two factors is assigned a 50% weighting in ranking the stocks eligible for the Swiss Market Index.

The Swiss Market Index is reconstituted annually after prior notice of at least two months on the third Friday in September after the close of trading. For companies that were listed during the last 12 months, the cumulated on order book turnover generally excludes the first five trading days in the calculation. The ordinary index reconstitution is based on data from the previous July 1 through June 30. Provisional interim selection (ranking) lists based on the average free-float market capitalization and cumulative on order book turnover over the last 12 months are also published at the cut off dates March 31, September 30 and December 31.

The 18 securities with the highest rank are selected for inclusion in the Swiss Market Index. In order to reduce turnover, a buffer is used for securities ranked 19 to 22. From the securities ranked 19 to 22, those which are currently already in the Swiss Market Index are included with priority. After that, new components are added from the buffer until the Swiss Market Index has 20 components.

If a company has primary listings on several exchanges and less than 50% of that company’s total turnover is generated on the SIX Swiss Exchange, it will not be included in the Swiss Market Index unless it satisfies an additional liquidity criteria. For this purpose, at the ordinary index review in September, all index components of the Swiss Performance Index are ranked in descending order according to their cumulative order book turnover of the last 12 months relative to the total turnover of the Swiss Performance Index. Such a security must rank at least 18 or better in terms of the cumulated on order book turnover over the past 12 months and if it ranks 23 or lower it will be automatically excluded from the Swiss Market Index (i.e., without considering its free float).

### **Maintenance of the Swiss Market Index**

*Constituent Changes.* In the case of major market changes as a result of corporate actions, the Management Committee of SIX Swiss Exchange can decide at the request of the Index Commission that a security should be admitted to the Swiss Market Index outside of the annual review period as long as it clearly fulfills the criteria for inclusion. For the same reasons, a security can also be excluded if the requirements for admission to the Swiss

Market Index are no longer fulfilled. Extraordinary exclusions and respective additions into the Swiss Market Index are implemented after a notification period of usually five trading days. Extraordinary inclusions into the Swiss Market Index take place after a three-month period on a quarterly basis after the close of trading on the third Friday of March, June, September and December (for example, a security listed on or before the fifth trading day prior to the end of November cannot be included until the following March). In case of a planned delisting, the exclusion of an index component is made, if possible, on the next ordinary index review. However, if the delisting would be effective before the ordinary index review, the component is excluded from the index on the effective date of the delisting. If the index component no longer meets the criteria for remaining in the index due to a pending acquisition, it may be removed ahead of time. If a delisting has been confirmed, it will be removed from the Swiss Market Index at the next upcoming ordinary quarterly adjustment date (March, June, September and December) with a notice period of at least five days. However, if the delisting would be effective before the ordinary index review, the security is excluded from the Swiss Market Index on the effective date of the delisting. If a delisted company is removed before the ordinary index review, it will be replaced by the best ranked candidate on the selection list which is not yet part of the Swiss Market Index in order to maintain 20 components.

*Capped Weightings and Intra-Quarter Breaches.* The weight of any index constituent that exceeds a weight of 18% within the Swiss Market Index is reduced to that value at each ordinary quarterly adjustment date by applying a capping factor to the calculation of such constituent's free float market capitalization. A constituent's number of shares and free float figure are used to determine its capping factor. The excess weight (the difference of the original weight minus the capped weight) is distributed proportionally across the other index constituents. The constituents are also capped at 18% as soon as two index constituents exceed a weight of 20% (an "intra-quarter breach"). If an intra-quarter breach is detected at the close of trading, the new capping factors become effective after the close of trading on the following trading day. The weights of the largest components are therefore set again to 18% effective after the close of the following trading day. If an issuer is represented in the Swiss Market Index by more than one security, their free float market capitalization is cumulated for the calculation of the capping factors.

*Number of Shares and Free Float.* The securities included in the Swiss Market Index are weighted according to their free float. This means that shares deemed to be in fixed ownership are deducted from the market capitalization of that company. The free float is calculated on the basis of outstanding shares. Issued and outstanding share capital is, as a rule, the total share capital that has been fully subscribed and fully or partially paid in and registered in the Commercial Register. Not counting as issued and outstanding share capital are the authorized capital and the conditional capital of a company. The free float is calculated on the basis of listed shares only. If a company offers several different categories of listed participation rights, each is treated separately for the purposes of index calculation.

Fundamentally deemed to be shares held in fixed ownership are shares held by individual persons or groups of persons in companies and that reach or exceed the threshold of 5%. Shares held by individual persons and groups of persons bound by a shareholders' agreement which is binding for more than 5% of the listed shares or who, according to publicly known facts, have a long-term interest in the company are also deemed to be in fixed ownership.

For the calculation of the number of shares in firm hands, the Exchange may also use other sources than the reports submitted to it. In particular, the Exchange may rely on information from issuer surveys conducted by itself.

In general, shares held by administrators, trustees, investment fund companies, pension funds and investment companies are counted as free-float. The Exchange classifies at its own discretion persons and groups of persons who, because of their area of activity or the absence of important information, cannot be clearly assigned.

The free-float rule applies only to bearer shares and registered shares. Capital issued in the form of participation certificates ("Partizipationsscheine") and bonus certificates ("Genussscheine") is taken into full account in calculating the Swiss Market Index because it does not confer voting rights.

The number of securities in the Swiss Market Index and the free-float factors are adjusted after the close of trading on four adjustment dates per year, the third Friday of March, June, September and December. Such changes are provisionally pre-announced at least one month before the effective date, although the index sponsor reserves the right to take account of recent changes up to five trading days before the effective date.

In order to avoid frequent slight changes to the weighting and to maintain the stability of the Swiss Market Index, any extraordinary change of the total number of outstanding securities or the free float will only result in an extraordinary adjustment if it exceeds 10% and 5% respectively, occurs from one trading to the next and is in



conjunction with a corporate action. Such adjustment is effective considering a notice period of two days. The effective date is based on available information.

#### **Calculation of the Swiss Market Index**

The index sponsor calculates the Swiss Market Index using the “Laspeyres formula,” with a weighted arithmetic mean of a defined number of securities issues. The formula for calculating the index value can be expressed as follows:

$$\text{Index} = \frac{\text{Free Float Market Capitalization of the index}}{\text{Divisor}}$$

The “free float market capitalization of the SMI<sup>®</sup>” is equal to the sum of the product of the last-paid price, the number of shares, the free float factor, the capping factor and, if a foreign stock is included, the current CHF exchange rate as of the time the index value is being calculated. The index value is calculated in real time and is updated whenever a trade is made in a component stock. Where any index component stock price is unavailable on any trading day, the index sponsor will use the last reported price for such component stock. Only prices from the Exchange’s electronic order book are used in calculating the Swiss Market Index.

#### **Divisor Value and Adjustments**

The divisor is a technical number used to calculate the Swiss Market Index and is adjusted to reflect changes in market capitalization due to corporate events.

#### **License Agreement**

The notes are not in any way sponsored, endorsed, sold or promoted by the SIX Swiss Exchange and the SIX Swiss Exchange makes no warranty or representation whatsoever, express or implied, either as to the results to be obtained from the use of the SMI and/or the level at which the SMI stands at any particular time on any particular day. However, the SIX Swiss Exchange shall not be liable (whether through negligence or otherwise) to any person for any error in the index and the SIX Swiss Exchange shall not be under any obligation to disclose such errors.

SIX<sup>®</sup>, SIX Swiss Exchange<sup>®</sup>, SPI<sup>®</sup>, Swiss Performance Index (SPI)<sup>®</sup>, SPI EXTRA<sup>®</sup>, SMI<sup>®</sup>, Swiss Market Index<sup>®</sup> (SMI)<sup>®</sup>, SMIM<sup>®</sup>, SMI MID (SMIM)<sup>®</sup>, SMI Expanded<sup>®</sup>, SXI<sup>®</sup>, SXI LIFE SCIENCES<sup>®</sup>, SXI Bio+Medtech<sup>®</sup>, SBI<sup>®</sup>, SBI Swiss Bond Index<sup>®</sup>, VSMI<sup>®</sup>, SIX Immobilienfonds Index<sup>®</sup> and SIX Quotematch<sup>®</sup> are trademarks that have been registered in Switzerland and/or abroad by the SIX Swiss Exchange. Their use is subject to a license.

#### **The S&P<sup>®</sup>/ASX 200 Index**

The S&P<sup>®</sup>/ASX 200 Index (Bloomberg ticker “AS51”) was first launched in 1979 by the Australian Securities Exchange and was acquired and re-launched by its current index sponsor on April 3, 2000; and is sponsored, calculated, published and disseminated by S&P Dow Jones Indices LLC, a part of McGraw Hill Financial (“S&P”).

The S&P/ASX 200 Index includes 200 of the largest and most liquid stocks listed on the Australian Securities Exchange, which we refer to as the ASX, by float-adjusted market capitalization. The S&P/ASX 200 Index is not limited solely to companies having their primary operations or headquarters in Australia or to companies having their primary listing on the ASX. All ordinary and preferred shares (if such preferred shares are not of a fixed income nature) listed on the ASX, including secondary listings, are eligible for the S&P/ASX 200 Index. Hybrid stocks such as convertible stocks, bonds, warrants, preferred stock that provides a guaranteed fixed return and listed investment companies are not eligible for inclusion. Stocks that are currently the target of an acquisition are ineligible for inclusion or promotion to the S&P/ASX 200 Index. Additional information about the S&P/ASX 200 Index (including the top ten constituent stocks, sector weights and country weights) is available on the following websites: [spglobal.com/spdji/en//indices/equity/sp-asx-200](http://spglobal.com/spdji/en//indices/equity/sp-asx-200) and [spglobal.com](http://spglobal.com). We are not incorporating by reference the websites or any material they include in this pricing supplement.

The S&P/ASX 200 Index is intended to provide exposure to the largest 200 eligible securities that are listed on the ASX by float-adjusted market capitalization. Constituent companies for the S&P/ASX 200 Index are chosen based on market capitalization, public float and liquidity. All index-eligible securities that have their primary or secondary listing on the ASX are included in the initial selection of stocks from which the 200 index stocks may be selected.

The float-adjusted market capitalization of companies is determined based on the daily average market capitalization over the last six months. The security’s price history over the last six months, adjusted for price-adjusting corporate actions, the latest available shares on issue and the investable weight factor, which we refer to

as the IWF, are the factors relevant to the calculation of daily average market capitalization. The IWF is a variable that is primarily used to determine the available float of a security for ASX listed securities.

#### **Number of Shares**

When considering the index eligibility of securities for inclusion or promotion into S&P/ASX indices, the number of index securities under consideration is based upon the latest available ASX quoted securities. For domestic securities (companies incorporated in Australia and traded on the ASX, companies incorporated overseas but exclusively listed on the ASX and companies incorporated overseas and traded on other markets but most of its trading activity is on the ASX), this figure is purely based upon the latest available data from the ASX.

Foreign-domiciled securities may quote the total number of securities on the ASX that is representative of their global equity capital; whereas other foreign-domiciled securities may quote securities on the ASX on a partial basis that represents their Australian equity capital. In order to overcome this inconsistency, S&P will quote the number of index securities that are represented by CHESS Depository Interests (CDIs) for a foreign entity. When CDIs are not issued, S&P will use the total securities held on the Australian register (CHESS and, where supplied, the issuer sponsored register). This quoted number for a foreign entity is representative of the Australian equity capital, thereby allowing the S&P/ASX 200 Index to be reflective of the Australian market.

The number of CDIs or shares of a foreign entity quoted on the ASX can experience more volatility than is typically the case for ordinary shares on issue. Therefore, an average number on issue will be applied over a three-month period. For CDIs that have been on issue for less than three months, the available history is applied.

Where CDI information is not supplied to the ASX by the company or the company's share register, estimates for Australian equity capital will be drawn from CHESS data and, ultimately, registry-sourced data.

#### **IWF**

The S&P/ASX 200 Index is float-adjusted, meaning that the share counts used in calculating the S&P/ASX 200 Index reflect only those shares available to investors rather than all of a company's outstanding shares. S&P seeks to exclude shares held by certain shareholders concerned with the control of a company, a group that generally includes the following: officers and directors and related individuals whose holdings are publicly disclosed; private equity, venture capital and special equity firms; asset managers and insurance companies with direct board of directors representation; shares held by another publicly traded company; holders of restricted shares; company-sponsored employee share plans or trusts, defined contribution plans/savings and investment plans; foundations or family trusts associated with the company; government entities at all levels except government retirement or pension funds; sovereign wealth funds; and any individual person listed as a 5% or greater stakeholder in a company as reported in regulatory filings (collectively, "control holders"). To this end, S&P excludes all share-holdings (other than depository banks; pension funds, including government pension and retirement funds; mutual funds, exchange traded fund providers, investment funds and asset managers that do not have direct board of director representation, including: stakeholders who may have the right to appoint a board of directors member but choose not to do so, stakeholders who have exercised a right to appoint a board of directors observer even if that observer is employed by the stakeholder, and stakeholders who have exercised a right to appoint and independent director who is not employed by the stakeholder; investment funds of insurance companies; and independent foundations not associated with the company) with a position greater than 5% of the outstanding shares of a company from the float-adjusted share count to be used in index calculations.

The exclusion is accomplished by calculating an investable weight factor (IWF) for each stock that is included in the S&P/ASX 200 Index as follows:

$$\text{IWF} = (\text{available float shares}) / (\text{total shares outstanding})$$

where available float shares is defined as total shares outstanding less shares held by strategic holders. In most cases, an IWF is reported to the nearest one percentage point. For companies with multiple share class lines, a separate IWF is calculated for each share class line.

A company must have a minimum IWF of 0.3 to be eligible for index inclusion, however an IWF at or above that level is not necessary for ongoing index membership. The IWF for foreign domiciled securities in the S&P/ASX 200 Index is typically set to 1.

IWFs are reviewed annually as part of the September quarterly rebalancing. In addition to the annual IWF review, certain events may warrant an intra-quarter or quarterly IWF update.

### **Liquidity Test**

Only stocks that are regularly traded are eligible for inclusion. Eligible stocks are considered for index inclusion based on their stock median liquidity (median daily value traded divided by its average float-adjusted market capitalization for the last six months) relative to the market capitalization weighted average of the stock median liquidities of the 500 companies of the All Ordinaries index, another member of the S&P/ASX index family.

### **Index Maintenance**

S&P rebalances the S&P/ASX 200 Index constituents quarterly to ensure adequate market capitalization and liquidity. The reference date used for the trading data is the second to last Friday of the month prior to the rebalancing. Quarterly review changes take effect after the market close on the third Friday of March, June, September and December. Eligible stocks are considered for index inclusion based on their float-adjusted market capitalization rank relative to the stated quota of 200 securities. For example, a stock that is currently in the S&P/ASX 300 and is ranked at 175, based on float-adjusted market capitalization, within the universe of eligible securities may be considered for inclusion into the S&P/ASX 200 Index, provided that liquidity hurdles are met. Stocks that fail the relative liquidation criteria are typically removed from the float-adjusted market capitalization rankings.

In order to limit the level of index turnover, eligible non-constituent securities will generally only be considered for index inclusion once a current constituent stock is excluded due to a sufficiently low rank and/or liquidity, based on the float-adjusted market capitalization. Potential index inclusions and exclusions need to satisfy buffer requirements in terms of the rank of the stock relative to a given index. In order to be added to the S&P/ASX 200 Index, a stock must be ranked 179th or higher, and in order to be deleted from the S&P/ASX 200 Index, a stock must be ranked 221st or lower. The buffers are established to limit the level of index turnover that may take place at each quarterly rebalancing. The buffers serve as guidelines for arriving at any potential constituent changes to the S&P/ASX 200 Index, however, these rules can be by-passed when circumstances warrant.

Between rebalancing dates, an index addition is generally made only if a vacancy is created by an index deletion. Index additions are made according to float-adjusted market capitalization and liquidity. The reference date used to determine the index replacement is determined on a case by case basis and taken closer to the time of the event that triggered the vacancy. An initial public offering is added to the S&P/ASX 200 Index only when an appropriate vacancy occurs and is subject to proven liquidity for at least eight weeks. An exception may be made for extraordinary large offerings where sizeable trading volumes justify index inclusion.

Deletions can occur between index rebalancing dates due to acquisitions, mergers and spin-offs or due to suspension or bankruptcies. The decision to remove a stock from the S&P/ASX 200 Index will be made once there is sufficient evidence that the transaction will be completed. Stocks that are removed due to merger and acquisition (M&A) activity are removed from the S&P/ASX 200 Index at the closing price of the security on the deletion date for cash-only offers. Otherwise the best available price in the market is used.

Share numbers for all index constituents are updated quarterly and are rounded to the nearest thousand.

Share updates for foreign-domiciled securities will take place at each quarterly rebalancing. The update to the number of index shares will only take place when the 3-month average of CDIs or the total securities held in the Australian branch of the issuer sponsored register (where supplied) and in CHESS, on the rebalancing reference date, differs from the current index shares by 5% or more. Where CDI information is not supplied to the ASX by the company or the company's share register, estimates for Australian equity capital will be drawn from CHESS data and, ultimately, registry-sourced data.

*Intra-Quarter Changes to the Number of Shares of a Constituent.* Changes as a result of mandatory events, such as mergers or acquisition driven share/IWF changes, stock splits and mandatory distributions are not subject to a minimum threshold for implementation and are implemented when the transaction occurs. At S&P's discretion, however, de minimis merger and acquisition changes may be accumulated and implemented with the updates made with the quarterly share updates. Material share/IWF changes resulting from certain non-mandatory corporate actions follow the accelerated implementation rule.

IWF changes will only be made at the quarterly review if the change represents at least 5% of total current shares outstanding and is related to a single corporate action that did not qualify for the accelerated implementation rule, regardless of whether there is an associated share change.

### **Calculation of the AS51**

The S&P/ASX 200 Index is calculated using a base-weighted aggregate methodology. The value of the S&P/ASX 200 Index on any day for which an index value is published is determined by a fraction, the numerator of which is

the sum for all index stocks of the products of the price of each stock in the S&P/ASX 200 Index times the number of shares of such stock included in the S&P/ASX 200 Index times that stock's IWF, and the denominator of which is the divisor.

In order to prevent the value of the S&P/ASX 200 Index from changing due to corporate actions, all corporate actions may require S&P to make an index or divisor adjustment. This helps maintain the value of the S&P/ASX 200 Index and ensures that the movement of the S&P/ASX 200 Index does not reflect the corporate actions of the individual companies that comprise the S&P/ASX 200 Index.

*Calculations and Pricing Disruptions.* Prices used to calculate the S&P/ASX 200 Index are obtained from IDC and Refinitiv. If the relevant exchange suffers a failure or interruption, real-time calculations are halted until the exchange confirms that trading and price dissemination has resumed. If the interruption is not resolved before the market close and the exchange publishes a list of closing prices, those prices are used to calculate the closing value of the S&P/ASX 200 Index. If no list is published, the last trade for each security before the interruption is used to calculate the closing value of the S&P/ASX 200 Index. If no trades were reported for a security, the previous close adjusted for corporate actions is used for index calculation. In extreme circumstances, S&P may decide to delay index adjustments or not publish the S&P/ASX 200 Index. An unexpected market/exchange closure occurs when a market/exchange fully or partially fails to open or trading is temporarily halted. This can apply to a single exchange or to a market as a whole, when all of the primary exchanges are closed and/or not trading. Unexpected market/exchange closures are usually due to unforeseen circumstances, such as natural disasters, inclement weather, outages, or other events.

In the event of an unexpected exchange closure, S&P uses the following guidelines: (i) if an unexpected exchange closure occurs prior to the open of trading and it is indicated that trading will not open for a given day, S&P will treat the day as an unscheduled market holiday; and (ii) if a market disruption occurs intraday, S&P will wait for the impacted exchange to publish a list of closing prices, which will then be used to calculate the closing index values. If no list is published, the last trade for each security before the interruption is used to calculate the index closing value. If no trades were reported for a security, the previous closing price, adjusted for corporate actions, is used for index calculation.

*Recalculation Policy.* S&P reserves the right to recalculate and republish the S&P/ASX 200 Index at its discretion in the event one of the following issues has occurred: (1) incorrect or revised closing price of one or more constituent securities; (2) missed or misapplied corporate event; (3) incorrect application of an index methodology; (4) late announcement of a corporate event; or (5) incorrect calculation or data entry error. The decision to recalculate the S&P/ASX 200 Index is made at the discretion of the index manager and/or index committee. The potential market impact or disruption resulting from a recalculation is considered when making any such decision. In the event of an incorrect closing price, a missed or misapplied corporate action, a late announcement of a corporate event, or an incorrect calculation or data entry error that is discovered within two trading days of its occurrence, generally the S&P/ASX 200 Index is calculated. In the event any such event is discovered beyond the two trading day period, the index committee shall decide whether the S&P/ASX 200 Index should be recalculated. In the event of an incorrect application of the methodology that results in the incorrect composition and/or weighting of index constituents, the index committee shall determine whether or not to recalculate the S&P/ASX 200 Index following specified guidelines. In the event that the S&P/ASX 200 Index is recalculated, it shall be done within a reasonable timeframe following the detection and review of the issue.

#### **License Agreement**

S&P<sup>®</sup> is a registered trademark of Standard & Poor's Financial Services LLC. These trademarks have been licensed for use by S&P Dow Jones Indices LLC. "Standard & Poor's<sup>®</sup>," "S&P<sup>®</sup>/ASX 200<sup>®</sup>" and "S&P<sup>®</sup>" are trademarks of S&P. These trademarks have been sublicensed for certain purposes by our subsidiary, MLPF&S. The S&P<sup>®</sup>/ASX 200 Index is a product of S&P Dow Jones Indices LLC and/or its affiliates and has been licensed for use by MLPF&S.

The notes are not sponsored, endorsed, sold or promoted by S&P. Neither S&P nor the Australia Stock Exchange make any representation or warranty, express or implied, to the owners of the notes or any member of the public regarding the advisability of investing in securities generally or in the notes particularly or the ability of the S&P<sup>®</sup>/ASX 200 Index to track general stock market performance. S&P's and the Australia Stock Exchange's only relationship to MLPF&S is the licensing of certain trademarks and trade names of S&P and the Australia Stock Exchange and of the S&P<sup>®</sup>/ASX 200 Index, which index is determined, composed and calculated by S&P without regard to us, MLPF&S or the notes. S&P and the Australia Stock Exchange have no obligation to take our needs or the needs of MLPF&S or the owners of the notes into consideration in determining, composing or calculating the S&P<sup>®</sup>/ASX 200 Index. S&P and the Australia Stock Exchange are not responsible for and have not participated in the determination of the timing of, prices at, or quantities of the notes to be issued or in the determination or

calculation of the equation by which the notes are to be converted into cash. S&P and the Australia Stock Exchange have no obligation or liability in connection with the administration, marketing or trading of the notes.

S&P AND THE AUSTRALIA STOCK EXCHANGE DO NOT GUARANTEE THE ACCURACY AND/OR THE COMPLETENESS OF THE S&P®/ASX 200 INDEX OR ANY DATA INCLUDED THEREIN AND S&P AND THE AUSTRALIA STOCK EXCHANGE SHALL HAVE NO LIABILITY FOR ANY ERRORS, OMISSIONS, OR INTERRUPTIONS THEREIN. S&P AND THE AUSTRALIA STOCK EXCHANGE MAKE NO WARRANTY, EXPRESS OR IMPLIED, AS TO RESULTS TO BE OBTAINED BY US, MLPF&S, OWNERS OF THE NOTES OR ANY OTHER PERSON OR ENTITY FROM THE USE OF THE S&P®/ASX 200 INDEX OR ANY DATA INCLUDED THEREIN. S&P AND THE AUSTRALIA STOCK EXCHANGE MAKE NO EXPRESS OR IMPLIED WARRANTIES, AND EXPRESSLY DISCLAIM ALL WARRANTIES OF MERCHANTABILITY OR FITNESS FOR A PARTICULAR PURPOSE OR USE WITH RESPECT TO THE S&P®/ASX 200 INDEX OR ANY DATA INCLUDED THEREIN. WITHOUT LIMITING ANY OF THE FOREGOING, IN NO EVENT SHALL S&P OR THE AUSTRALIA STOCK EXCHANGE HAVE ANY LIABILITY FOR ANY SPECIAL, PUNITIVE, INDIRECT, OR CONSEQUENTIAL DAMAGES (INCLUDING LOST PROFITS), EVEN IF NOTIFIED OF THE POSSIBILITY OF SUCH DAMAGES.

#### Historical Closing Levels

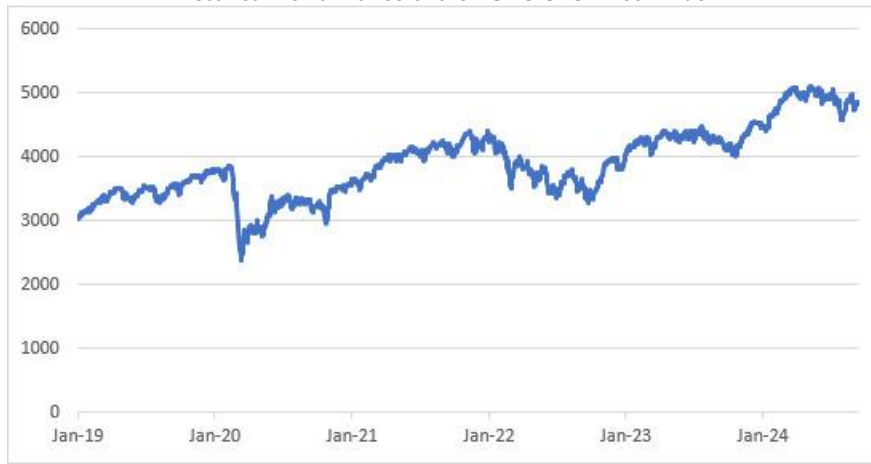
The respective closing levels of the Basket Underliers have fluctuated in the past and may, in the future, experience significant fluctuations. **In particular, the underliers have recently experienced extreme and unusual volatility.** Any historical upward or downward trend in the closing levels of the Basket Underliers during the period shown below is not an indication that the Basket Underliers are more or less likely to increase or decrease at any time during the life of your notes.

**You should not take the historical levels of the Basket or the Basket Underliers as an indication of their respective future performance, including because of the recent volatility described above.** We cannot give you any assurance that the future performance of the Basket, the Basket Underliers or the Basket Underlier Stocks will result in your receiving an amount greater than the outstanding face amount of your notes on the stated maturity date.

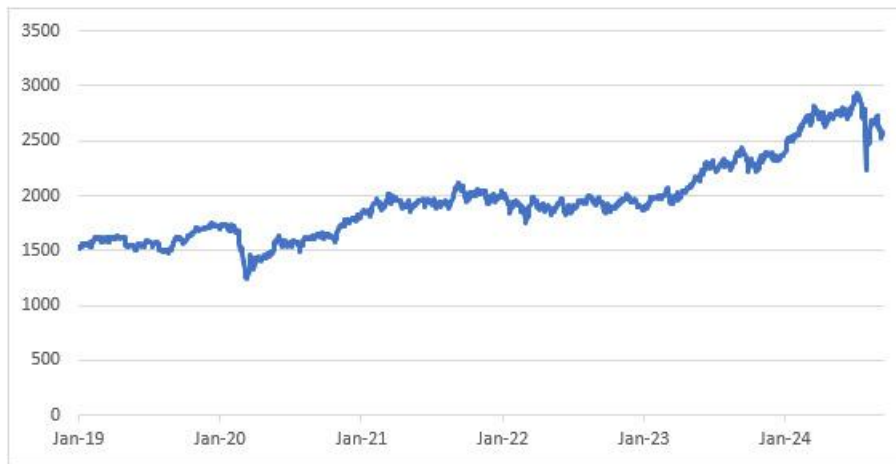
Neither we nor any of our affiliates make any representation to you as to the performance of the Basket Underliers. Before investing in the offered notes, you should consult publicly available information to determine the levels of the Basket Underliers between the date of this pricing supplement and the date of your purchase of the offered notes. The actual performance of the Basket Underliers over the life of the offered notes, as well as the Cash Settlement Amount, may bear little relation to the historical closing levels shown below.

The following graphs show the daily historical closing levels of the SX5E, the UKX, the TPX, the SMI, and the AS51 from January 2, 2019 through September 18, 2024. As a result, the following graphs do not reflect the global financial crisis which began in 2008, which had a materially negative impact on the price of most equity securities and, as a result, the level of most equity indices. The graphs are for illustrative purposes only. We obtained the closing levels of the Basket Underliers in the graphs below from Bloomberg Financial Services, without independent verification.

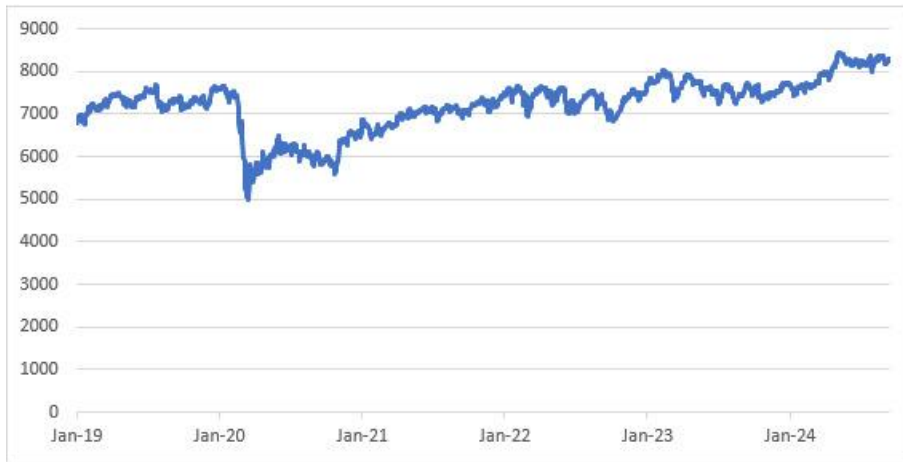
**Historical Performance of the EURO STOXX 50® Index**



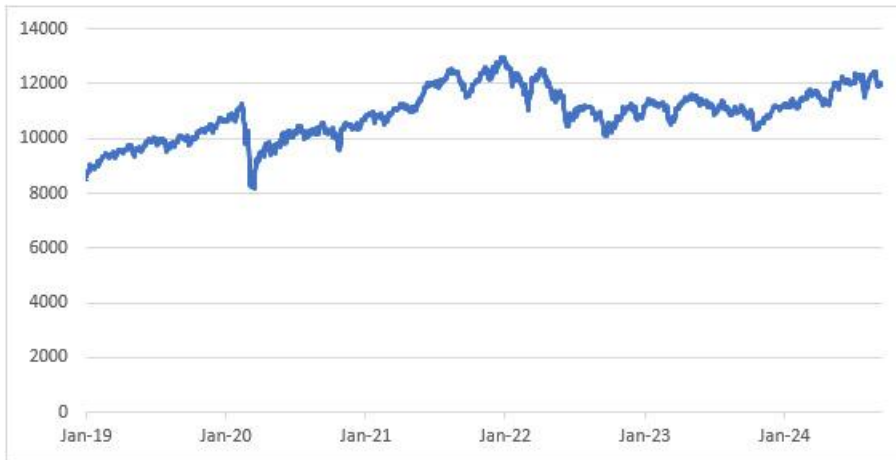
**Historical Performance of the TOPIX®**



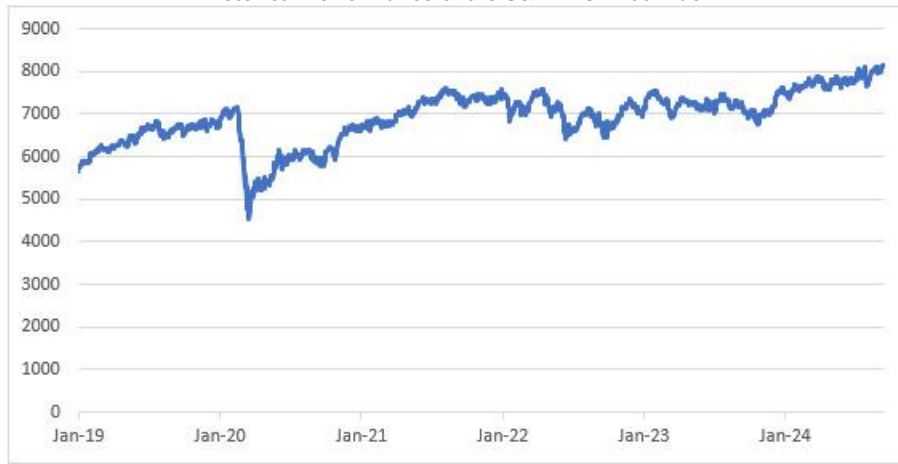
**Historical Performance of the FTSE® 100 Index**



**Historical Performance of the Swiss Market Index**



Historical Performance of the S&P®/ASX 200 Index

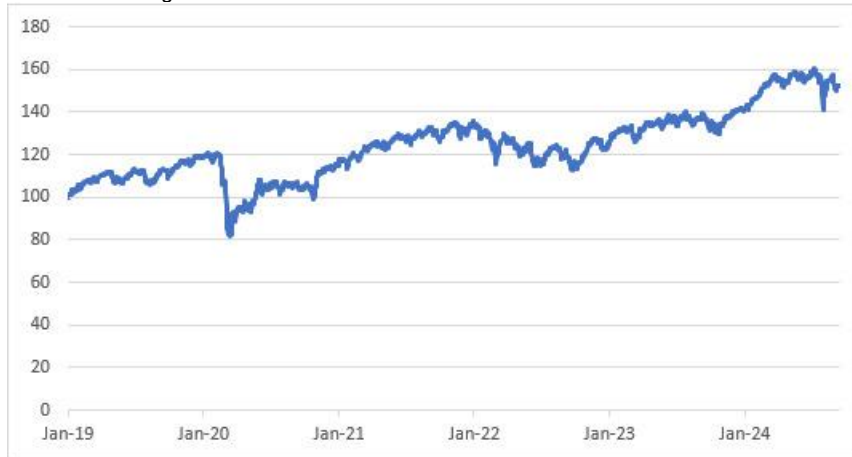


PS-40



### Historical Performance of the Basket

The following graph is based on the Basket closing levels for the period from January 2, 2019 through September 18, 2024, assuming that the Basket closing level was 100 on January 2, 2019. We derived the Basket closing levels based on the method to calculate the Basket closing level as described in this pricing supplement and on actual closing levels of the relevant Basket Underliers on the relevant dates. The Basket closing level has been normalized such that its hypothetical level on January 2, 2019 was 100. As noted in this pricing supplement, the Initial Basket Level was set at 100 on the trade date. The Basket closing level can increase or decrease due to changes in the levels of the Basket Underliers.



PS-41

## SUPPLEMENTAL PLAN OF DISTRIBUTION—CONFLICTS OF INTEREST

BofA Finance has agreed to sell to BofAS, and BofAS has agreed to purchase from BofA Finance, the aggregate face amount of the offered notes specified on the front cover of this pricing supplement. BofAS will offer the notes to the public at the price to public set forth on the cover page of this pricing supplement.

BofAS or one of its affiliates will also pay a fee to iCapital Markets LLC, a broker-dealer in which an affiliate of Goldman Sachs & Co. LLC, who is acting as a dealer in connection with the distribution of the notes, holds an indirect minority equity interest, for services it is providing in connection with this offering.

We will deliver the notes against payment therefor in New York, New York on September 25, 2024, which is the fifth scheduled business day following the trade date. Under Rule 15c6-1 of the Securities Exchange Act of 1934, trades in the secondary market generally are required to settle in one business day, unless the parties to any such trade expressly agree otherwise. Accordingly, purchasers who wish to trade the notes on any date prior to one business day before delivery will be required to specify alternative settlement arrangements to prevent a failed settlement.

BofAS, a broker-dealer affiliate of ours, is a member of the Financial Industry Regulatory Authority, Inc. (“FINRA”) and will participate as selling agent in the distribution of the notes. Accordingly, the offering of the notes will conform to the requirements of FINRA Rule 5121. BofAS may not make sales in this offering to any of its discretionary accounts without the prior written approval of the account holder.

BofAS and any of our other broker-dealer affiliates, may use this pricing supplement, and the accompanying product supplement, prospectus supplement and prospectus for offers and sales in secondary market transactions and market-making transactions in the notes. However, they are not obligated to engage in such secondary market transactions and/or market-making transactions. The selling agent may act as principal or agent in these transactions, and any such sales will be made at prices related to prevailing market conditions at the time of the sale.

As agreed by BofAS and the distribution participants, for approximately a three-month period after the trade date, BofAS expects to offer to buy the notes in the secondary market at a price that will exceed the estimated value of the notes at that time; the amount of this excess will decline on a straight line basis over that period. Thereafter, if BofAS buys or sells your notes, it will do so at prices that reflect the estimated value determined by reference to its pricing models at that time. Any price at any time after the trade date will be based on then-prevailing market conditions and other considerations, including the performances of the Basket Underliers and the remaining term of the notes. However, none of us, the Guarantor, BofAS or any other party is obligated to purchase your notes at any price or at any time, and we cannot assure you that any party will purchase your notes at a price that equals or exceeds the initial estimated value of the notes.

Any price that BofAS may pay to repurchase the notes will depend upon then prevailing market conditions, the creditworthiness of us and the Guarantor, and transaction costs. At certain times, this price may be higher than or lower than the initial estimated value of the notes.

### European Economic Area and United Kingdom

None of this pricing supplement, the accompanying product supplement, the accompanying prospectus or the accompanying prospectus supplement is a prospectus for the purposes of the Prospectus Regulation (as defined below). This pricing supplement, the accompanying product supplement, the accompanying prospectus and the accompanying prospectus supplement have been prepared on the basis that any offer of notes in any Member State of the European Economic Area (the “EEA”) or in the United Kingdom (each, a “Relevant State”) will only be made to a legal entity which is a qualified investor under the Prospectus Regulation (“Qualified Investors”). Accordingly any person making or intending to make an offer in that Relevant State of notes which are the subject of the offering contemplated in this pricing supplement, the accompanying product supplement, the accompanying prospectus and the accompanying prospectus supplement may only do so with respect to Qualified Investors. Neither BofA Finance nor BAC has authorized, nor does it authorize, the making of any offer of notes other than to Qualified Investors. The expression “Prospectus Regulation” means Regulation (EU) 2017/1129.

**PROHIBITION OF SALES TO EEA AND UNITED KINGDOM RETAIL INVESTORS** – The notes are not intended to be offered, sold or otherwise made available to and should not be offered, sold or otherwise made available to any retail investor in the EEA or in the United Kingdom. For these purposes: (a) a retail investor means a person who is one (or more) of: (i) a retail client as defined in point (11) of Article 4(1) of Directive 2014/65/EU, as amended (“MiFID II”); or (ii) a customer within the meaning of Directive (EU) 2016/97 (the Insurance Distribution

---

Directive) where that customer would not qualify as a professional client as defined in point (10) of Article 4(1) of MiFID II; or (iii) not a qualified investor as defined in the Prospectus Regulation; and (b) the expression “offer” includes the communication in any form and by any means of sufficient information on the terms of the offer and the notes to be offered so as to enable an investor to decide to purchase or subscribe for the notes. Consequently no key information document required by Regulation (EU) No 1286/2014, as amended (the “PRIIPs Regulation”) for offering or selling the notes or otherwise making them available to retail investors in the EEA or in the United Kingdom has been prepared and therefore offering or selling the notes or otherwise making them available to any retail investor in the EEA or in the United Kingdom may be unlawful under the PRIIPs Regulation.

#### **United Kingdom**

The communication of this pricing supplement, the accompanying product supplement, the accompanying prospectus supplement, the accompanying prospectus and any other document or materials relating to the issue of the notes offered hereby is not being made, and such documents and/or materials have not been approved, by an authorized person for the purposes of section 21 of the United Kingdom’s Financial Services and Markets Act 2000, as amended (the “FSMA”). Accordingly, such documents and/or materials are not being distributed to, and must not be passed on to, the general public in the United Kingdom. The communication of such documents and/or materials as a financial promotion is only being made to those persons in the United Kingdom who have professional experience in matters relating to investments and who fall within the definition of investment professionals (as defined in Article 19(5) of the Financial Services and Markets Act 2000 (Financial Promotion) Order 2005, as amended (the “Financial Promotion Order”), or who fall within Article 49(2)(a) to (d) of the Financial Promotion Order, or who are any other persons to whom it may otherwise lawfully be made under the Financial Promotion Order (all such persons together being referred to as “relevant persons”). In the United Kingdom, the notes offered hereby are only available to, and any investment or investment activity to which this pricing supplement, the accompanying product supplement, the accompanying prospectus supplement and the accompanying prospectus relates will be engaged in only with, relevant persons. Any person in the United Kingdom that is not a relevant person should not act or rely on this pricing supplement, the accompanying product supplement, the accompanying prospectus supplement or the accompanying prospectus or any of their contents.

Any invitation or inducement to engage in investment activity (within the meaning of Section 21 of the FSMA) in connection with the issue or sale of the notes may only be communicated or caused to be communicated in circumstances in which Section 21(1) of the FSMA does not apply to BofA Finance, as issuer, or BAC, as guarantor.

All applicable provisions of the FSMA must be complied with in respect to anything done by any person in relation to the notes in, from or otherwise involving the United Kingdom.

## STRUCTURING THE NOTES

The notes are our debt securities, the return on which is linked to the performances of the Basket Underliers. The related guarantees are BAC's obligations. As is the case for all of our and BAC's respective debt securities, including our market-linked notes, the economic terms of the notes reflect our and BAC's actual or perceived creditworthiness at the time of pricing. In addition, because market-linked notes result in increased operational, funding and liability management costs to us and BAC, BAC typically borrows the funds under these types of notes at a rate, which we refer to in this pricing supplement as BAC's internal funding rate, that is more favorable to BAC than the rate that it might pay for a conventional fixed or floating rate debt security. This generally relatively lower internal funding rate, which is reflected in the economic terms of the notes, along with the fees and charges associated with market-linked notes, resulted in the initial estimated value of the notes on the trade date being less than their public offering price.

In order to meet our payment obligations on the notes, at the time we issue the notes, we may choose to enter into certain hedging arrangements (which may include call options, put options or other derivatives) with BofAS or one of our other affiliates. The terms of these hedging arrangements are determined based upon terms provided by BofAS and its affiliates, and take into account a number of factors, including our and BAC's creditworthiness, interest rate movements, the volatility of the Basket Underliers, the tenor of the notes and the hedging arrangements. The economic terms of the notes and their initial estimated value depend in part on the terms of these hedging arrangements.

BofAS has advised us that the hedging arrangements will include hedging-related charges, reflecting the costs associated with, and our affiliates' profit earned from, these hedging arrangements. Since hedging entails risk and may be influenced by unpredictable market forces, actual profits or losses from these hedging transactions may be more or less than any expected amounts.

For further information, see "Risk Factors" beginning on page PS-15 above and "Supplemental Use of Proceeds" on page PS-20 of product supplement EQUITY-1.

## VALIDITY OF THE NOTES

In the opinion of McGuireWoods LLP, as counsel to BofA Finance, as issuer, and BAC, as guarantor, when the trustee has made the appropriate entries or notations on Schedule 1 to the master global note that represents the Notes (the "Master Note") identifying the Notes offered hereby as supplemental obligations thereunder in accordance with the instructions of BofA Finance, and the Notes have been delivered against payment therefor as contemplated in this pricing supplement and the related prospectus, prospectus supplement and product supplement, all in accordance with the provisions of the indenture governing the Notes and the related guarantee, such Notes will be the legal, valid and binding obligations of BofA Finance, and the related guarantee will be the legal, valid and binding obligation of BAC, subject, in each case, to the effects of applicable bankruptcy, insolvency (including laws relating to preferences, fraudulent transfers and equitable subordination), reorganization, moratorium and other similar laws affecting creditors' rights generally, and to general principles of equity. This opinion is given as of the date of this pricing supplement and is limited to the Delaware General Corporation Law and the Delaware Limited Liability Company Act (including the statutory provisions, all applicable provisions of the Delaware Constitution and reported judicial decisions interpreting either of the foregoing) and the laws of the State of New York as in effect on the date hereof. In addition, this opinion is subject to customary assumptions about the trustee's authorization, execution and delivery of the indenture governing the Notes and due authentication of the Master Note, the validity, binding nature and enforceability of the indenture governing the Notes and the related guarantee with respect to the trustee, the legal capacity of individuals, the genuineness of signatures, the authenticity of all documents submitted to McGuireWoods LLP as originals, the conformity to original documents of all documents submitted to McGuireWoods LLP as copies thereof, the authenticity of the originals of such copies and certain factual matters, all as stated in the opinion letter of McGuireWoods LLP dated December 8, 2022, which has been filed as an exhibit to the Registration Statement (File Nos. 333-268718 and 333-268718-01) of BAC and BofA Finance, filed with the SEC on December 8, 2022.

## U.S. FEDERAL INCOME TAX SUMMARY

The following summary of the material U.S. federal income and estate tax considerations of the acquisition, ownership, and disposition of the notes supplements, and to the extent inconsistent supersedes, the discussion under “U.S. Federal Income Tax Considerations” in the accompanying prospectus and is not exhaustive of all possible tax considerations. This summary is based upon the Internal Revenue Code of 1986, as amended (the “Code”), regulations promulgated under the Code by the U.S. Treasury Department (“Treasury”) (including proposed and temporary regulations), rulings, current administrative interpretations and official pronouncements of the IRS, and judicial decisions, all as currently in effect and all of which are subject to differing interpretations or to change, possibly with retroactive effect. No assurance can be given that the IRS would not assert, or that a court would not sustain, a position contrary to any of the tax consequences described below. This summary does not include any description of the tax laws of any state or local governments, or of any foreign government, that may be applicable to a particular holder.

Although the notes are issued by us, they will be treated as if they were issued by BAC for U.S. federal income tax purposes. Accordingly throughout this tax discussion, references to “we,” “our” or “us” are generally to BAC unless the context requires otherwise.

This summary is directed solely to U.S. Holders and Non-U.S. Holders that, except as otherwise specifically noted, will purchase the notes upon original issuance and will hold the notes as capital assets within the meaning of Section 1221 of the Code, which generally means property held for investment, and that are not excluded from the discussion under “U.S. Federal Income Tax Considerations” in the accompanying prospectus.

*You should consult your own tax advisor concerning the U.S. federal income tax consequences to you of acquiring, owning, and disposing of the notes, as well as any tax consequences arising under the laws of any state, local, foreign, or other tax jurisdiction and the possible effects of changes in U.S. federal or other tax laws.*

### General

Although there is no statutory, judicial, or administrative authority directly addressing the characterization of the notes, we intend to treat the notes for all tax purposes as single financial contracts with respect to the Basket Underliers and under the terms of the notes, we and every investor in the notes agree, in the absence of an administrative determination or judicial ruling to the contrary, to treat the notes in accordance with such characterization. In the opinion of our counsel, Sidley Austin LLP, it is reasonable to treat the notes as single financial contracts with respect to the Basket Underliers. This discussion assumes that the notes constitute single financial contracts with respect to the Basket Underliers for U.S. federal income tax purposes. If the notes did not constitute single financial contracts, the tax consequences described below would be materially different.

*This characterization of the notes is not binding on the IRS or the courts. No statutory, judicial, or administrative authority directly addresses the characterization of the notes or any similar instruments for U.S. federal income tax purposes, and no ruling is being requested from the IRS with respect to their proper characterization and treatment. Due to the absence of authorities on point, significant aspects of the U.S. federal income tax consequences of an investment in the notes are not certain, and no assurance can be given that the IRS or any court will agree with the characterization and tax treatment described in this pricing supplement. Accordingly, you are urged to consult your tax advisor regarding all aspects of the U.S. federal income tax consequences of an investment in the notes, including possible alternative characterizations.*

Unless otherwise stated, the following discussion is based on the characterization described above. The discussion in this section assumes that there is a significant possibility of a significant loss of principal on an investment in the notes.

We will not attempt to ascertain whether any issuer of a component stock included in any Basket Underlier would be treated as a “passive foreign investment company” (“PFIC”), within the meaning of Section 1297 of the Code, or a United States real property holding corporation, within the meaning of Section 897(c) of the Code. If the issuer of one or more stocks included in any Basket Underlier were so treated, certain adverse U.S. federal income tax consequences could possibly apply to a holder of the notes. You should refer to information filed with the SEC by the issuers of the component stocks included in the Basket Underliers and consult your tax advisor regarding the possible consequences to you, if any, if any issuer of a component stock included in any Basket Underlier is or becomes a PFIC or is or becomes a United States real property holding corporation.

---

## U.S. Holders

Upon receipt of a cash payment at maturity or upon a sale or exchange of the notes prior to maturity, a U.S. Holder generally will recognize capital gain or loss equal to the difference between the amount realized and the U.S. Holder's tax basis in the notes. A U.S. Holder's tax basis in the notes will equal the amount paid by that holder to acquire them. This capital gain or loss generally will be long-term capital gain or loss if the U.S. Holder held the notes for more than one year. The deductibility of capital losses is subject to limitations.

*Alternative Tax Treatments.* Due to the absence of authorities that directly address the proper tax treatment of the notes, prospective investors are urged to consult their tax advisors regarding all possible alternative tax treatments of an investment in the notes. In particular, the IRS could seek to subject the notes to the Treasury regulations governing contingent payment debt instruments. If the IRS were successful in that regard, the timing and character of income on the notes would be affected significantly. Among other things, a U.S. Holder would be required to accrue original issue discount every year at a "comparable yield" determined at the time of issuance. In addition, any gain realized by a U.S. Holder at maturity or upon a sale or exchange of the notes generally would be treated as ordinary income, and any loss realized at maturity or upon a sale or exchange of the notes generally would be treated as ordinary loss to the extent of the U.S. Holder's prior accruals of original issue discount, and as capital loss thereafter.

The IRS released Notice 2008-2 (the "Notice"), which sought comments from the public on the taxation of financial instruments currently taxed as "prepaid forward contracts." This Notice addresses instruments such as the notes. According to the Notice, the IRS and Treasury are considering whether a holder of an instrument such as the notes should be required to accrue ordinary income on a current basis, regardless of whether any payments are made prior to maturity. It is not possible to determine what guidance the IRS and Treasury will ultimately issue, if any. Any such future guidance may affect the amount, timing and character of income, gain, or loss in respect of the notes, possibly with retroactive effect.

The IRS and Treasury are also considering additional issues, including whether additional gain or loss from such instruments should be treated as ordinary or capital, whether foreign holders of such instruments should be subject to withholding tax on any deemed income accruals, whether Section 1260 of the Code, concerning certain "constructive ownership transactions," generally applies or should generally apply to such instruments, and whether any of these determinations depend on the nature of the underlying asset.

In addition, proposed Treasury regulations require the accrual of income on a current basis for contingent payments made under certain notional principal contracts. The preamble to the regulations states that the "wait and see" method of accounting does not properly reflect the economic accrual of income on those contracts, and requires current accrual of income for some contracts already in existence. While the proposed regulations do not apply to prepaid forward contracts, the preamble to the proposed regulations expresses the view that similar timing issues exist in the case of prepaid forward contracts. If the IRS or Treasury publishes future guidance requiring current economic accrual for contingent payments on prepaid forward contracts, it is possible that you could be required to accrue income over the term of the notes.

Because of the absence of authority regarding the appropriate tax characterization of the notes, it is also possible that the IRS could seek to characterize the notes in a manner that results in tax consequences that are different from those described above. For example, the IRS could possibly assert that any gain or loss that a holder may recognize at maturity or upon the sale or exchange of the notes should be treated as ordinary gain or loss.

Because each Basket Underlier is an index that periodically rebalances, it is possible that the notes could be treated as a series of single financial contracts, each of which matures on the next rebalancing date. If the notes were properly characterized in such a manner, a U.S. Holder would be treated as disposing of the notes on each rebalancing date in return for new notes that mature on the next rebalancing date, and a U.S. Holder would accordingly likely recognize capital gain or loss on each rebalancing date equal to the difference between the holder's tax basis in the notes (which would be adjusted to take into account any prior recognition of gain or loss) and the fair market value of the notes on such date.

## Non-U.S. Holders

Except as discussed below, a Non-U.S. Holder generally will not be subject to U.S. federal income or withholding tax for amounts paid in respect of the notes provided that the Non-U.S. Holder complies with applicable certification requirements and that the payment is not effectively connected with the conduct by the Non-U.S. Holder of a U.S. trade or business. Notwithstanding the foregoing, gain from the sale or exchange of the notes or their settlement at maturity may be subject to U.S. federal income tax if that Non-U.S. Holder is a non-resident alien individual and is

present in the U.S. for 183 days or more during the taxable year of the sale, exchange, or settlement and certain other conditions are satisfied.

If a Non-U.S. Holder of the notes is engaged in the conduct of a trade or business within the U.S. and if gain realized on the settlement at maturity, or upon sale or exchange of the notes, is effectively connected with the conduct of such trade or business (and, if certain tax treaties apply, is attributable to a permanent establishment maintained by the Non-U.S. Holder in the U.S.), the Non-U.S. Holder, although exempt from U.S. federal withholding tax, generally will be subject to U.S. federal income tax on such gain on a net income basis in the same manner as if it were a U.S. Holder. Such Non-U.S. Holders should read the material under the heading “—U.S. Holders,” for a description of the U.S. federal income tax consequences of acquiring, owning, and disposing of the notes. In addition, if such Non-U.S. Holder is a foreign corporation, it may also be subject to a branch profits tax equal to 30% (or such lower rate provided by any applicable tax treaty) of a portion of its earnings and profits for the taxable year that are effectively connected with its conduct of a trade or business in the U.S., subject to certain adjustments.

A “dividend equivalent” payment is treated as a dividend from sources within the United States and such payments generally would be subject to a 30% U.S. withholding tax if paid to a Non-U.S. Holder. Under Treasury regulations, payments (including deemed payments) with respect to equity-linked instruments (“ELIs”) that are “specified ELIs” may be treated as dividend equivalents if such specified ELIs reference an interest in an “underlying security,” which is generally any interest in an entity taxable as a corporation for U.S. federal income tax purposes, if a payment with respect to such interest could give rise to a U.S. source dividend. However, IRS guidance provides that withholding on dividend equivalent payments will not apply to specified ELIs that are not delta-one instruments and that are issued before January 1, 2027. Based on our determination that the notes are not delta-one instruments, Non-U.S. Holders should not be subject to withholding on dividend equivalent payments, if any, under the notes. However, it is possible that the notes could be treated as deemed reissued for U.S. federal income tax purposes upon the occurrence of certain events affecting the Basket Underliers or the notes, and following such occurrence the notes could be treated as subject to withholding on dividend equivalent payments. Non-U.S. Holders that enter, or have entered, into other transactions in respect of the Basket Underliers or the notes should consult their tax advisors as to the application of the dividend equivalent withholding tax in the context of the notes and their other transactions. If any payments are treated as dividend equivalents subject to withholding, we (or the applicable paying agent) would be entitled to withhold taxes without being required to pay any additional amounts with respect to amounts so withheld.

As discussed above, alternative characterizations of the notes for U.S. federal income tax purposes are possible. Should an alternative characterization, by reason of change or clarification of the law, by regulation or otherwise, cause payments as to the notes to become subject to withholding tax, tax will be withheld at the applicable statutory rate. As discussed above, the IRS has indicated in the Notice that it is considering whether income in respect of instruments such as the notes should be subject to withholding tax. Prospective Non-U.S. Holders should consult their own tax advisors regarding the tax consequences of such alternative characterizations.

*U.S. Federal Estate Tax.* Under current law, while the matter is not entirely clear, individual Non-U.S. Holders, and entities whose property is potentially includible in those individuals’ gross estates for U.S. federal estate tax purposes (for example, a trust funded by such an individual and with respect to which the individual has retained certain interests or powers), should note that, absent an applicable treaty benefit, a note is likely to be treated as U.S. situs property, subject to U.S. federal estate tax. These individuals and entities should consult their own tax advisors regarding the U.S. federal estate tax consequences of investing in a note.

#### **Backup Withholding and Information Reporting**

Please see the discussion under “U.S. Federal Income Tax Considerations — General — Backup Withholding and Information Reporting” in the accompanying prospectus for a description of the applicability of the backup withholding and information reporting rules to payments made on the notes.

**TABLE OF CONTENTS**  
**Pricing Supplement**

	<u>Page</u>
Summary Information	PS-3
Hypothetical Examples	PS-9
Risk Factors	PS-15
The Basket and the Basket Underliers	PS-21
Supplemental Plan of Distribution-Conflicts of Interest	PS-42
Structuring the Notes	PS-44
Validity of the Notes	PS-44
U.S. Federal Income Tax Summary	PS-45
<b>Product Supplement EQUITY-1 dated December 30, 2022</b>	
Summary	PS-3
Risk Factors	PS-5
Supplemental Use of Proceeds	PS-20
Description of the Notes	PS-21
Supplemental Plan of Distribution; Conflicts of Interest	PS-33
<b>Prospectus Supplement dated December 30, 2022</b>	
About this Prospectus Supplement	S-3
Risk Factors	S-6
Description of the Notes	S-19
Supplemental Plan of Distribution (Conflicts of Interest)	S-54
Legal Matters	S-68
Index of Certain Defined Terms	S-69
<b>Prospectus dated December 30, 2022</b>	
About this Prospectus	3
Prospectus Summary	4
Risk Factors	7
Bank of America Corporation	17
BofA Finance LLC	17
Use of Proceeds	17
Description of Debt Securities of Bank of America Corporation	18
Description of Debt Securities of BofA Finance LLC	40
Registration and Settlement	62
U.S. Federal Income Tax Considerations	70
Plan of Distribution (Conflicts of Interest)	88
ERISA Considerations	92
Where You Can Find More Information	94
Forward-Looking Statements	95
Legal Matters	96
Experts	96

We have not authorized anyone to provide any information or to make any representations other than those contained or incorporated by reference in this pricing supplement, the accompanying product supplement, the accompanying prospectus supplement or the accompanying prospectus. We take no responsibility for, and can provide no assurance as to the reliability of, any other information that others may give you. These documents are an offer to sell only the notes offered hereby, but only under circumstances and in jurisdictions where it is lawful to do so. The information contained in each such document is current only as of its respective date.

\$5,095,000

**BofA Finance LLC**

Leveraged Basket-Linked Notes due March 20, 2026

**Fully and Unconditionally Guaranteed by  
Bank of America Corporation**

**Bank of America**



**BofA Securities**





**Exhibit 107**

The prospectus to which this Exhibit is attached is a final prospectus for the related offering. The maximum aggregate offering price for such offering is \$5,095,000.00.

---