

Units
\$10 principal amount per unit
CUSIP No.

Pricing Date* May , 2016
Settlement Date* June , 2016
Maturity Date* May , 2018



*Subject to change based on the actual date the notes are priced for initial sale to the public (the "pricing date")

Capped Leveraged Index Return Notes[®] Linked to the Dow Jones U.S. Real Estate Index

- Maturity of approximately two years
- 2-to-1 upside exposure to increases in the Index, subject to a capped return of [20.50% to 24.50%]
- 1-to-1 downside exposure to decreases in the Index beyond a 10.00% decline, with up to 90.00% of your principal at risk
- All payments occur at maturity and are subject to the credit risk of Bank of America Corporation
- No periodic interest payments
- In addition to the underwriting discount set forth below, the notes include a hedging-related charge of \$0.075 per unit. See "Structuring the Notes"
- Limited secondary market liquidity, with no exchange listing



The notes are being issued by Bank of America Corporation ("BAC"). There are important differences between the notes and a conventional debt security, including different investment risks and certain additional costs. See "Risk Factors" and "Additional Risk Factors" beginning on page TS-6 of this term sheet and "Risk Factors" beginning on page PS-6 of product supplement EQUITY INDICES LIRN-1.

The initial estimated value of the notes as of the pricing date is expected to be between \$9.41 and \$9.71 per unit, which is less than the public offering price listed below. See "Summary" on the following page, "Risk Factors" beginning on page TS6 of this term sheet and "Structuring the Notes" on page TS42 of this term sheet for additional information. The actual value of your notes at any time will reflect many factors and cannot be predicted with accuracy.

None of the Securities and Exchange Commission (the "SEC"), any state securities commission, or any other regulatory body has approved or disapproved of these securities or determined if this Note Prospectus (as defined below) is truthful or complete. Any representation to the contrary is a criminal offense.

	Per Unit	Total
Public offering price ⁽¹⁾	\$10.00	\$
Underwriting discount ⁽¹⁾	\$0.20	\$
Proceeds, before expenses, to BAC	\$9.80	\$

- (1) For any purchase of 500,000 units or more in a single transaction by an individual investor or in combined transactions with the investor's household in this offering, the public offering price and the underwriting discount will be \$9.95 per unit and \$0.15 per unit, respectively. See "Supplement to the Plan of Distribution; Conflicts of Interest" below.

The notes:

Are Not FDIC Insured	Are Not Bank Guaranteed	May Lose Value
----------------------	-------------------------	----------------

Merrill Lynch & Co.

May , 2016

Summary

The Capped Leveraged Index Return Notes[®] Linked to the Dow Jones U.S. Real Estate Index, due May , 2018 (the “notes”) are our senior unsecured debt securities. The notes are not guaranteed or insured by the Federal Deposit Insurance Corporation or secured by collateral. **The notes will rank equally with all of our other unsecured and unsubordinated debt. Any payments due on the notes, including any repayment of principal, will be subject to the credit risk of BAC.** The notes provide you a leveraged return, subject to a cap, if the Ending Value of the Market Measure, which is the Dow Jones U.S. Real Estate Index (the “Index”), is greater than its Starting Value. If the Ending Value is less than the Threshold Value, you will lose a portion, which could be significant, of the principal amount of your notes. Payments on the notes, including the amount you receive at maturity, will be calculated based on the \$10 principal amount per unit and will depend on the performance of the Index, subject to our credit risk. See “Terms of the Notes” below.

The economic terms of the notes (including the Capped Value) are based on our internal funding rate, which is the rate we would pay to borrow funds through the issuance of market-linked notes and the economic terms of certain related hedging arrangements. Our internal funding rate is typically lower than the rate we would pay when we issue conventional fixed or floating rate debt securities. This difference in funding rate, as well as the underwriting discount and the hedging related charge described below, will reduce the economic terms of the notes to you and the initial estimated value of the notes on the pricing date. Due to these factors, the public offering price you pay to purchase the notes will be greater than the initial estimated value of the notes.

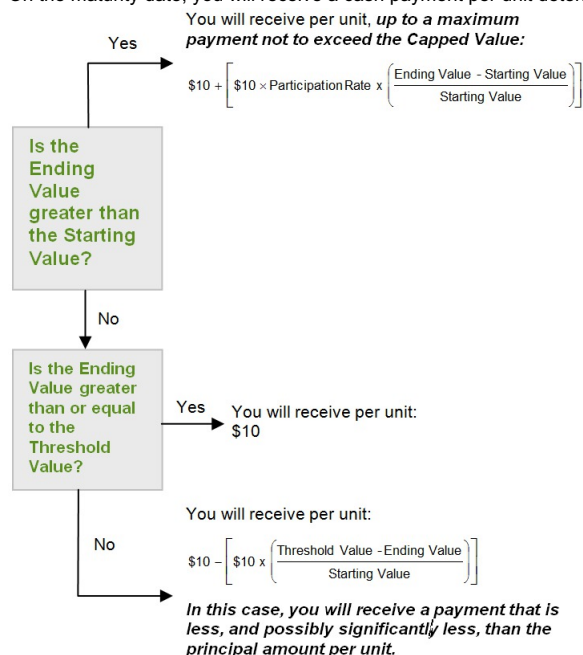
On the cover page of this term sheet, we have provided the initial estimated value range for the notes. This initial estimated value range was determined based on our and our affiliates’ pricing models, which take into consideration our internal funding rate and the market prices for the hedging arrangements related to the notes. The initial estimated value of the notes calculated on the pricing date will be set forth in the final term sheet made available to investors in the notes. For more information about the initial estimated value and the structuring of the notes, see “Structuring the Notes” on page TS-12.

Terms of the Notes

Issuer:	Bank of America Corporation (“BAC”)
Principal Amount:	\$10.00 per unit
Term:	Approximately two years
Market Measure:	The Dow Jones U.S. Real Estate Index (Bloomberg symbol: “DJUSRE Index”), a price return index
Starting Value:	The closing level of the Market Measure on the pricing date
Ending Value:	The average of the closing levels of the Market Measure on each scheduled calculation day occurring during the maturity valuation period. The calculation days are subject to postponement in the event of Market Disruption Events, as described beginning on page PS-18 of product supplement EQUITY INDICES LIRN-1.
Threshold Value:	90% of the Starting Value, rounded to two decimal places.
Participation Rate:	200%
Capped Value:	[\$12.05 to \$12.45] per unit of the notes, which represents a return of [20.5% to 24.5%] over the principal amount. The actual Capped Value will be determined on the pricing date.
Maturity Valuation Period:	Five scheduled calculation days shortly before the maturity date.
Fees and Charges:	The underwriting discount of \$0.20 per unit listed on the cover page and the hedging related charge of \$0.075 per unit described in “Structuring the Notes” on page TS-12.
Calculation Agent:	Merrill Lynch, Pierce, Fenner & Smith Incorporated (“MLPF&S”), a subsidiary of BAC.

Redemption Amount Determination

On the maturity date, you will receive a cash payment per unit determined as follows:



Capped Leveraged Index Return Notes®

Linked to the Dow Jones U.S. Real Estate Index, due May , 2018



The terms and risks of the notes are contained in this term sheet and in the following:

- Product supplement EQUITY INDICES LIRN-1 dated January 22, 2016:
<http://www.sec.gov/Archives/edgar/data/70858/000119312516435395/d129294d424b5.htm>
- Series L MTN prospectus supplement dated January 20, 2016 and prospectus dated May 1, 2015:
<http://www.sec.gov/Archives/edgar/data/70858/000119312516433708/d122981d424b3.htm>

These documents (together, the "Note Prospectus") have been filed as part of a registration statement with the SEC, which may, without cost, be accessed on the SEC website as indicated above or obtained from MLPF&S by calling 1-800-294-1322. Before you invest, you should read the Note Prospectus, including this term sheet, for information about us and this offering. Any prior or contemporaneous oral statements and any other written materials you may have received are superseded by the Note Prospectus. Capitalized terms used but not defined in this term sheet have the meanings set forth in product supplement EQUITY INDICES LIRN-1. Unless otherwise indicated or unless the context requires otherwise, all references in this document to "we," "us," "our," or similar references are to BAC.

Investor Considerations

You may wish to consider an investment in the notes if:

- You anticipate that the Index will increase moderately from the Starting Value to the Ending Value.
- You are willing to risk a loss of principal and return if the Index decreases from the Starting Value to an Ending Value that is below the Threshold Value.
- You accept that the return on the notes will be capped.
- You are willing to forgo the interest payments that are paid on conventional interest bearing debt securities.
- You are willing to forgo dividends or other benefits of owning the stocks included in the Index.
- You are willing to accept a limited or no market for sales prior to maturity, and understand that the market prices for the notes, if any, will be affected by various factors, including our actual and perceived creditworthiness, our internal funding rate and fees and charges on the notes.
- You are willing to assume our credit risk, as issuer of the notes, for all payments under the notes, including the Redemption Amount.

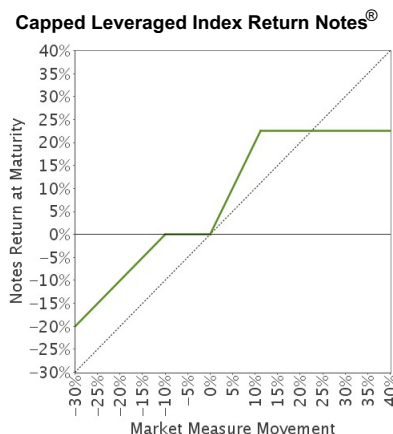
The notes may not be an appropriate investment for you if:

- You believe that the Index will decrease from the Starting Value to the Ending Value or that it will not increase sufficiently over the term of the notes to provide you with your desired return.
- You seek 100% principal repayment or preservation of capital.
- You seek an uncapped return on your investment.
- You seek interest payments or other current income on your investment.
- You want to receive dividends or other distributions paid on the stocks included in the Index.
- You seek an investment for which there will be a liquid secondary market.
- You are unwilling or are unable to take market risk on the notes or to take our credit risk as issuer of the notes.

We urge you to consult your investment, legal, tax, accounting, and other advisors before you invest in the notes.

Hypothetical Payout Profile and Examples of Payments at Maturity

The below graph is based on **hypothetical** numbers and values.



This graph reflects the returns on the notes, based on the Participation Rate of 200%, a Threshold Value of 90% of the Starting Value and a Capped Value of \$12.25 per unit (the midpoint of the Capped Value range of [\$12.05 to \$12.45]). The green line reflects the returns on the notes, while the dotted gray line reflects the returns of a direct investment in the stocks included in the Index, excluding dividends.

This graph has been prepared for purposes of illustration only.

The following table and examples are for purposes of illustration only. They are based on hypothetical values and show hypothetical returns on the notes. They illustrate the calculation of the Redemption Amount and total rate of return based on a hypothetical Starting Value of 100, a Threshold Value of 90, the Participation Rate of 200%, a Capped Value of \$12.25 per unit and a range of hypothetical Ending Values. **The actual amount you receive and the resulting total rate of return will depend on the actual Starting Value, Threshold Value, Ending Value, Capped Value, and whether you hold the notes to maturity.** The following examples do not take into account any tax consequences from investing in the notes.

For recent actual levels of the Market Measure, see "The Index" section below. The Index is a price return index and as such the Ending Value will not include any income generated by dividends paid on the stocks included in the Index, which you would otherwise be entitled to receive if you invested in those stocks directly. In addition, all payments on the notes are subject to issuer credit risk.

Ending Value	Percentage Change from the Starting Value to the Ending Value	Redemption Amount per Unit	Total Rate of Return on the Notes
0.00	-100.00%	\$1.00	-90.00%
50.00	-50.00%	\$6.00	-40.00%
80.00	-20.00%	\$9.00	-10.00%
90.00 ⁽¹⁾	-10.00%	\$10.00	0.00%
94.00	-6.00%	\$10.00	0.00%
95.00	-5.00%	\$10.00	0.00%
97.00	-3.00%	\$10.00	0.00%
100.00 ⁽²⁾	0.00%	\$10.00	0.00%
102.00	2.00%	\$10.40	4.00%
105.00	5.00%	\$11.00	10.00%
110.00	10.00%	\$12.00	20.00%
120.00	20.00%	\$12.25 ⁽³⁾	22.50%
130.00	30.00%	\$12.25	22.50%
140.00	40.00%	\$12.25	22.50%
150.00	50.00%	\$12.25	22.50%
160.00	60.00%	\$12.25	22.50%

(1) This is the **hypothetical** Threshold Value.

(2) The **hypothetical** Starting Value of 100 used in these examples has been chosen for illustrative purposes only, and does not represent a likely actual Starting Value for the Market Measure.

(3) The Redemption Amount per unit cannot exceed the **hypothetical** Capped Value.

Capped Leveraged Index Return Notes[®]

Linked to the Dow Jones U.S. Real Estate Index, due May , 2018



Redemption Amount Calculation Examples

Example 1

The Ending Value is 80.00, or 80.00% of the Starting Value:

Starting Value: 100.00

Threshold Value: 90.00

Ending Value: 80.00

$$\$10 - \left[\$10 \times \left(\frac{90-80}{100} \right) \right] = \$9.00 \text{ Redemption Amount per unit}$$

Example 2

The Ending Value is 95.00, or 95.00% of the Starting Value:

Starting Value: 100.00

Threshold Value: 90.00

Ending Value: 95.00

Redemption Amount (per unit) = **\$10.00**, the principal amount, since the Ending Value is less than the Starting Value but equal to or greater than the Threshold Value.

Example 3

The Ending Value is 105.00, or 105.00% of the Starting Value:

Starting Value: 100.00

Ending Value: 105.00

$$\$10 + \left[\$10 \times 200.00\% \times \left(\frac{105-100}{100} \right) \right] = \$11.00 \text{ Redemption Amount per unit}$$

Example 4

The Ending Value is 130.00, or 130.00% of the Starting Value:

Starting Value: 100.00

Ending Value: 130.00

$$\$10 + \left[\$10 \times 200\% \times \left(\frac{130-100}{100} \right) \right] = \$16.00, \text{ however, because the Redemption Amount for the notes cannot exceed the Capped Value, the Redemption Amount will be } \$12.25 \text{ per unit}$$

Risk Factors

There are important differences between the notes and a conventional debt security. An investment in the notes involves significant risks, including those listed below. You should carefully review the more detailed explanation of risks relating to the notes in the "Risk Factors" sections beginning on page PS-6 of product supplement EQUITY INDICES LIRN-1, page S-5 of the Series L MTN prospectus supplement, and page 9 of the prospectus identified above. We also urge you to consult your investment, legal, tax, accounting, and other advisors before you invest in the notes.

- Depending on the performance of the Index as measured shortly before the maturity date, your investment may result in a loss; there is no guaranteed return of principal.
- Your return on the notes may be less than the yield you could earn by owning a conventional fixed or floating rate debt security of comparable maturity.
- Payments on the notes are subject to our credit risk, and actual or perceived changes in our creditworthiness are expected to affect the value of the notes. If we become insolvent or are unable to pay our obligations, you may lose your entire investment.
- Your investment return is limited to the return represented by the Capped Value and may be less than a comparable investment directly in the stocks included in the Index.
- The initial estimated value of the notes is an estimate only, determined as of a particular point in time by reference to our and our affiliates' pricing models. These pricing models consider certain assumptions and variables, including our credit spreads, our internal funding rate on the pricing date, mid-market terms on hedging transactions, expectations on interest rates and volatility, price-sensitivity analysis, and the expected term of the notes. These pricing models rely in part on certain forecasts about future events, which may prove to be incorrect.
- The public offering price you pay for the notes will exceed the initial estimated value. If you attempt to sell the notes prior to maturity, their market value may be lower than the price you paid for them and lower than the initial estimated value. This is due to, among other things, changes in the level of the Index, our internal funding rate, and the inclusion in the public offering price of the underwriting discount and the hedging related charge, all as further described in "Structuring the Notes" on page TS-12. These factors, together with various credit, market and economic factors over the term of the notes, are expected to reduce the price at which you may be able to sell the notes in any secondary market and will affect the value of the notes in complex and unpredictable ways.
- The initial estimated value does not represent a minimum or maximum price at which we, MLPF&S or any of our affiliates would be willing to purchase your notes in any secondary market (if any exists) at any time. The value of your notes at any time after issuance will vary based on many factors that cannot be predicted with accuracy, including the performance of the Index, our creditworthiness and changes in market conditions.
- A trading market is not expected to develop for the notes. Neither we nor MLPF&S is obligated to make a market for, or to repurchase, the notes. There is no assurance that any party will be willing to purchase your notes at any price in any secondary market.
- Our business activities as a full service financial institution, including our commercial and investment banking activities, our hedging and trading activities (including trades in shares of companies included in the Index) and any hedging and trading activities we engage in for our clients' accounts, may affect the market value and return of the notes and may create conflicts of interest with you.
- The Index sponsor may adjust the Index in a way that affects its level, and has no obligation to consider your interests.
- You will have no rights of a holder of the securities represented by the Index, and you will not be entitled to receive securities or dividends or other distributions by the issuers of those securities.
- While we or our affiliates may from time to time own securities of companies included in the Index we do not control any company included in the Index, and are not responsible for any disclosure made by any other company.
- There may be potential conflicts of interest involving the calculation agent, which is an affiliate of ours. We have the right to appoint and remove the calculation agent.
- The U.S. federal income tax consequences of the notes are uncertain, and may be adverse to a holder of the notes. See "Summary Tax Consequences" below and "U.S. Federal Income Tax Summary" beginning on page PS-25 of product supplement EQUITY INDICES LIRN-1.

Additional Risk Factors

The securities included in the Index are concentrated in one industry and sector.

All of the securities included in the Index are issued by companies involved directly or indirectly in the U.S. real estate industry. As a result, the securities that will determine the performance of the Index and hence, the value of the notes, are concentrated in one sector. Although an investment in the notes will not give you any ownership or other direct interests in the securities composing the Index, the return on an investment in the notes will be subject to certain risks associated with a direct equity investment in the market sector. In addition, as of April 29, 2016, ten companies constituted approximately 36.6% of the Index. Accordingly, any negative developments with respect to a relatively small number of companies may have a significant and adverse effect on the level of the Index and consequently on the value of the notes. By investing in the notes, you will not benefit from the diversification which could result from an investment linked to companies that operate in multiple sectors.

There are risks associated with the real estate industry.

As noted above, all of the securities included in the Index are issued by companies involved directly or indirectly in the real estate industry. The value of real estate and, consequently, companies involved in the real estate industry may be affected by many complex factors that interrelate with each other in complex and unpredictable ways. Such factors may include, but are not limited to, general economic and political conditions, liquidity in the real estate market, rising or falling interest rates, governmental actions and the ability of borrowers to obtain financing for real estate development or to repay their loans. Any negative developments in any such factor may negatively affect the value of companies included in the Index and, consequently, may adversely affect the Index and the value of your notes.

The Index

All disclosures contained in this term sheet regarding the Index, including, without limitation, its make-up, method of calculation, and changes in its components have been derived from publicly available sources. The information reflects the policies of Dow Jones indexes, the marketing name of CME Group Index Services LLC ("CME Indexes", the "Index Sponsor"), and is subject to change by Dow Jones Indexes. Dow Jones Indexes has no obligation to continue to publish, and may discontinue publication of, the Index. The consequences of Dow Jones Indexes discontinuing publication of the Index are discussed in "Description of LIRNs—Discontinuance of an Index" beginning on page PS-19 of product supplement LIRN-1. None of us, the calculation agent, or any of the selling agents accepts any responsibility for the calculation, maintenance, or publication of the Index or any successor index.

The Index is a float-adjusted market capitalization-weighted real-time index that provides a broad measure of the performance of the real estate sector of the U.S. securities market. Component companies consist of Real Estate Investment Trusts ("REITs") and other companies that invest directly or indirectly in real estate through development, management, or ownership, including property agencies. Because the Index is comprised primarily of REITs, the prices of the component stocks reflect changes in lease rates, vacancies, property development and other transactions. The Index was first calculated on February 14, 2000. The Index is calculated on a price return and total return basis. The level of the Index was set to 100 on the base date of December 31, 1991.

The Index is a subset of the Dow Jones U.S. IndexSM, a broad-based measure of the U.S. stock market, which aims to measure the performance of 95% of U.S. stocks by float-adjusted market capitalization and is calculated on a price return basis. The index universe is defined as all stocks traded on the major U.S. stock exchanges, minus any non-common issues and illiquid stocks. The Dow Jones U.S. IndexSM is part of the Dow Jones Global Indices[®], which is a benchmark family of indices that currently follows stocks from 46 countries.

Composition and Maintenance

Defining the Investable Universe: Index component candidates must trade on a major U.S. stock exchange and must be common shares or other securities that have the characteristics of common equities. All classes of common shares, both fully and partially paid, are eligible. Fixed-dividend shares and securities such as convertible notes, warrants, rights, mutual funds, unit investment trusts, closed-end fund shares, and shares in limited partnerships are not eligible. Temporary issues arising from corporate actions, such as "when-issued shares," are considered on a case-by-case basis when necessary to maintain continuity in a company's index membership. REITs, listed property trusts (LPTs), and similar real-property-owning pass-through structures taxed as REITs by their domiciles are also eligible. If a company has more than one class of shares, only one class of shares will be included. Securities that have had more than ten nontrading days during the past quarter are excluded.

Stock Selection: The index universe is sorted by float-adjusted market capitalization and the stocks in the top 95% are selected as components of the Dow Jones U.S. IndexSM, excluding stocks that fall within the bottom 1% of the universe according to their free-float market capitalization and within the bottom .01% of the universe according to their turnover. To be included in the Index, the issuer of each component security must be classified in the Real Estate Supersector, as defined by the proprietary classification system used by S&P Dow Jones Indices.

Review Process: The Index is reconstituted annually in September. All index components are reviewed to determine their eligibility, and the float factor for each component is reviewed and updated as needed. Changes are implemented at the opening of trading on the Monday following the third Friday of September.

The index is also reviewed on a quarterly basis. Shares outstanding totals for component stocks are updated during each quarterly review. Changes in shares outstanding of less than 5% are accumulated and made quarterly in March, June, September and December. These changes, as well as any weight adjustments, are implemented at the opening of trading on the Monday following the third Friday of the quarterly update month. If the number of outstanding shares for an Index component changes by more than 5% due to a corporate action, the shares total will be adjusted. The timing of the adjustment will depend on the type of event that causes the change. If the impact of corporate actions during the period between quarterly share updates changes the number of a company's shares outstanding by 5% or more, and that change causes a company's float factor to change by 5% or more, then the company's float factor will be updated at the same time as the share change. If a component no longer meets the eligibility requirements, it will be removed from the Index. Whenever possible, any such change will be announced at least two business days prior to its implementation.

In addition to the scheduled quarterly reviews, the Index is reviewed on an ongoing basis. Changes in Index composition and related weight adjustments are necessary whenever there are extraordinary events such as delistings, bankruptcies, mergers, or takeovers involving index components. In these cases, each event will be taken into account as soon as it is effective. Whenever possible, the changes in the Index components will be announced at least two business days prior to their implementation date.

Background on the Dow Jones Indexes Proprietary Industry Classification System

Companies are assigned to industry groups based on the revenues received in their lines of business. Mergers, takeovers, and spinoffs, as well as organic growth in a company's business segments, can require industry and sector transfers. Stocks in the Dow Jones Global Indexes are categorized into 10 industries, 19 supersectors, 41 sectors and 114 subsectors, as defined by the proprietary classification system used by Dow Jones Indexes. These segments are designed to reflect the risk characteristics of a specific market by grouping together constituents that respond in similar ways to economic, political and environmental factors. The Real Estate supersector is composed of two sectors, the Real Estate Investment & Services sector and the Real Estate Investment Trusts sector, both of which contain subsectors. The Real Estate Investment & Services sector consists of the Real Estate Holding & Development subsector and

Capped Leveraged Index Return Notes[®]

Linked to the Dow Jones U.S. Real Estate Index, due May , 2018



the Real Estate Services subsector. The Real Estate Investment Trusts sector consists of the Industrial & Office REITs subsector, the Retail REITs subsector, the Residential REITs subsector, the Diversified REITs subsector, the Specialty REITs subsector, the Mortgage REITs subsector and the Hotel & Lodging REITs subsector. Dow Jones' definitions of each of these subsectors are set forth below.

Real Estate Holding & Development — Companies that invest directly or indirectly in real estate through development, investment or ownership. Excludes real estate investment trusts and similar entities, which are classified as Real Estate Investment Trusts.

Real Estate Services — Companies that provide services to real estate companies but do not own the properties themselves. Includes agencies, brokers, leasing companies, management companies and advisory services. Excludes real estate investment trusts and similar entities, which are classified as Real Estate Investment Trusts.

Industrial & Office REITs — Real estate investment trusts or corporations (REITs) or listed property trusts (LPTs) that primarily invest in office, industrial and flex properties.

Retail REITs — Real estate investment trusts or corporations (REITs) or listed property trusts (LPTs) that primarily invest in retail properties. Includes malls, shopping centers, strip centers and factory outlets.

Residential REITs — Real estate investment trusts or corporations (REITs) or listed property trusts (LPTs) that primarily invest in residential home properties. Includes apartment buildings and residential communities.

Diversified REITs — Real estate investment trusts or corporations (REITs) or listed property trusts (LPTs) that invest in a variety of property types without a concentration of any single type.

Specialty REITs — Real estate investment trusts or corporations (REITs) or listed property trusts (LPTs) that invest in self storage properties, properties in the health care industry such as hospitals, assisted living facilities and health care laboratories, and other specialized properties such as auto dealership facilities, timber properties and net lease properties.

Mortgage REITs — Real estate investment trusts or corporations (REITs) or listed property trusts (LPTs) that are directly involved in lending money to real estate owners and operators or indirectly through the purchase of mortgages or mortgage backed securities.

Hotel & Lodging REITs — Real estate investment trusts or corporations (REITs) or listed property trusts (LPTs) that primarily invest in hotels or lodging properties.

As of April 29, 2016, there were 117 component companies in the Index, and the top ten companies in the Index, their trading symbol and adjusted weight in the Index were as follows:

Company	Ticker	Adjusted Weight (%)
Simon Property Group, Inc.	SPG	7.18%
American Tower Corporation	AMT	5.13%
Public Storage	PSA	4.16%
Crown Castle International Corp.	CCI	3.35%
Weyerhaeuser Company	WY	2.93%
Equity Residential	EQR	2.87%
Welltower Inc.	HCN	2.84%
AvalonBay Communities, Inc.	AVB	2.79%
Prologis, Inc.	PLD	2.75%
Equinix, Inc.	EQIX	2.63%

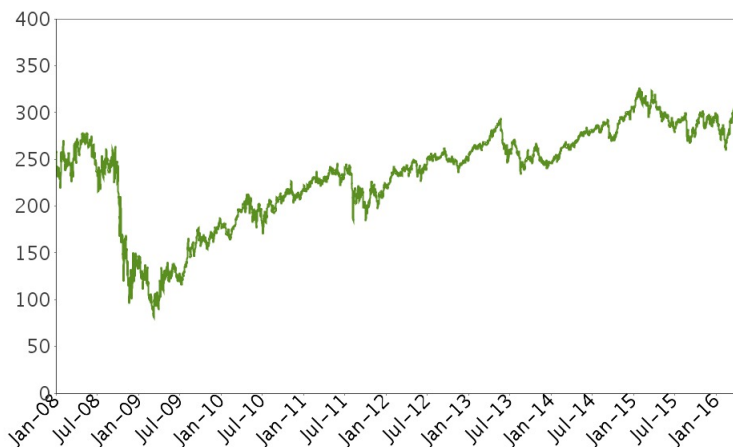
Capped Leveraged Index Return Notes®

Linked to the Dow Jones U.S. Real Estate Index, due May , 2018



The following graph shows the daily historical performance of the Index in the period from January 1, 2008 through May 9, 2016. We obtained this historical data from Bloomberg L.P. We have not independently verified the accuracy or completeness of the information obtained from Bloomberg L.P. On May 9, 2016, the closing level of the Index was 315.79.

Historical Performance of the Index



This historical data on the Index is not necessarily indicative of the future performance of the Index or what the value of the notes may be. Any historical upward or downward trend in the level of the Index during any period set forth above is not an indication that the level of the Index is more or less likely to increase or decrease at any time over the term of the notes.

Before investing in the notes, you should consult publicly available sources for the levels and trading pattern of the Index.

License Agreement

We have entered into a non-exclusive license agreement with Dow Jones Indexes whereby we, in exchange for a fee, are permitted to use the Index in connection with certain securities, including the notes. We are not affiliated with Dow Jones Indexes; the only relationship between Dow Jones Indexes and us is any licensing of the use of Dow Jones Indexes' indices and trademarks or service marks relating to them.

The license agreement between Dow Jones Indexes and us provides that the following language must be set forth herein:

"The "Dow Jones U.S. Real Estate IndexSM" is a product of Dow Jones Indexes, a licensed trademark of CME Group Index Services LLC ("CME"), and has been licensed for use. "Dow Jones[®]", "Dow Jones U.S. Real Estate IndexSM", "DJUSRESM" and "Dow Jones Indexes" are service marks of Dow Jones Trademark Holdings LLC ("Dow Jones") and have been licensed to CME and have been sublicensed for use for certain purposes by us. The notes are not sponsored, endorsed, sold or promoted by Dow Jones, CME or their respective affiliates. Dow Jones, CME and their respective affiliates make no representation or warranty, express or implied, to the owners of the securities or any member of the public regarding the advisability of investing in securities generally or in the notes particularly. The only relationship of Dow Jones, CME or any of their respective affiliates to us is the licensing of certain trademarks, trade names and service marks of Dow Jones and of the Dow Jones U.S. Real Estate IndexSM, which is determined, composed and calculated by CME without regard to us or the notes. Dow Jones and CME have no obligation to take our needs or the needs of the owners of the notes into consideration in determining, composing or calculating the Dow Jones U.S. Real Estate IndexSM. Dow Jones, CME and their respective affiliates are not responsible for and have not participated in the determination of the timing of, prices at, or quantities of the notes to be issued or in the determination or calculation of the equation by which the notes are to be converted into cash. Dow Jones, CME and their respective affiliates have no obligation or liability in connection with the administration, marketing or trading of the notes. Notwithstanding the foregoing, CME Group Inc. and its affiliates may independently issue and/or sponsor financial products unrelated to the securities currently being issued by us, but which may be similar to and competitive with the notes. In addition, CME Group Inc. and its affiliates may trade financial products which are linked to the performance of the Dow Jones U.S. Real Estate IndexSM. It is possible that this trading activity will affect the value of the Dow Jones U.S. Real Estate IndexSM and the notes.

DOW JONES, CME AND THEIR RESPECTIVE AFFILIATES DO NOT GUARANTEE THE ACCURACY AND/OR THE COMPLETENESS OF THE DOW JONES U.S. REAL ESTATE INDEXSM OR ANY DATA INCLUDED THEREIN AND DOW JONES, CME AND THEIR RESPECTIVE AFFILIATES SHALL HAVE NO LIABILITY FOR ANY ERRORS, OMISSIONS, OR INTERRUPTIONS THEREIN. DOW JONES, CME AND THEIR RESPECTIVE AFFILIATES MAKE NO WARRANTY, EXPRESS OR IMPLIED, AS TO RESULTS TO BE OBTAINED BY US, OWNERS OF THE NOTES, OR ANY OTHER PERSON OR ENTITY FROM THE USE OF THE DOW JONES U.S. REAL ESTATE INDEXSM OR ANY DATA INCLUDED THEREIN. DOW JONES, CME AND THEIR RESPECTIVE

Capped Leveraged Index Return Notes®

Linked to the Dow Jones U.S. Real Estate Index, due May , 2018



AFFILIATES MAKE NO EXPRESS OR IMPLIED WARRANTIES, AND EXPRESSLY DISCLAIMS ALL WARRANTIES, OF MERCHANTABILITY OR FITNESS FOR A PARTICULAR PURPOSE OR USE WITH RESPECT TO THE DOW JONES U.S. REAL ESTATE INDEXSM OR ANY DATA INCLUDED THEREIN. WITHOUT LIMITING ANY OF THE FOREGOING, IN NO EVENT SHALL DOW JONES, CME OR THEIR RESPECTIVE AFFILIATES HAVE ANY LIABILITY FOR ANY LOST PROFITS OR INDIRECT, PUNITIVE, SPECIAL OR CONSEQUENTIAL DAMAGES OR LOSSES, EVEN IF NOTIFIED OF THE POSSIBILITY THEREOF. THERE ARE NO THIRD PARTY BENEFICIARIES OF ANY AGREEMENTS OR ARRANGEMENTS BETWEEN CME AND US, OTHER THAN THE LICENSORS OF CME.

"Dow Jones[®]", "Dow Jones U.S. Real Estate IndexSM", "DJUSRESM" and "Dow Jones Indexes" are service marks of Dow Jones, have been licensed by CME and have been sublicensed for use for certain purposes by us. The notes are not sponsored, endorsed, sold or promoted by Dow Jones, CME or their respective affiliates and none of them makes any representation regarding the advisability of investing in the notes.

Supplement to the Plan of Distribution; Conflicts of Interest

Under our distribution agreement with MLPF&S, MLPF&S will purchase the notes from us as principal at the public offering price indicated on the cover of this term sheet, less the indicated underwriting discount.

MLPF&S, a broker-dealer subsidiary of BAC, is a member of the Financial Industry Regulatory Authority, Inc. ("FINRA") and will participate as selling agent in the distribution of the notes. Accordingly, offerings of the notes will conform to the requirements of Rule 5121 applicable to FINRA members. MLPF&S may not make sales in this offering to any of its discretionary accounts without the prior written approval of the account holder.

We may deliver the notes against payment therefor in New York, New York on a date that is greater than three business days following the pricing date. Under Rule 15c6-1 of the Securities Exchange Act of 1934, trades in the secondary market generally are required to settle in three business days, unless the parties to any such trade expressly agree otherwise. Accordingly, if the initial settlement of the notes occurs more than three business days from the pricing date, purchasers who wish to trade the notes more than three business days prior to the original issue date will be required to specify alternative settlement arrangements to prevent a failed settlement.

The notes will not be listed on any securities exchange. In the original offering of the notes, the notes will be sold in minimum investment amounts of 100 units. If you place an order to purchase the notes, you are consenting to MLPF&S acting as a principal in effecting the transaction for your account.

MLPF&S may repurchase and resell the notes, with repurchases and resales being made at prices related to then-prevailing market prices or at negotiated prices and these will include MLPF&S's trading commissions and mark-ups. MLPF&S may act as principal or agent in these market-making transactions; however, it is not obligated to engage in any such transactions. At MLPF&S's discretion, for a short, undetermined initial period after the issuance of the notes, MLPF&S may offer to buy the notes in the secondary market at a price that may exceed the initial estimated value of the notes. Any price offered by MLPF&S for the notes will be based on then-prevailing market conditions and other considerations, including the performance of the Index and the remaining term of the notes. However, neither we nor any of our affiliates is obligated to purchase your notes at any price, or at any time, and we cannot assure you that we or any of our affiliates will purchase your notes at a price that equals or exceeds the initial estimated value of the notes.

The value of the notes shown on your account statement will be based on MLPF&S's estimate of the value of the notes if MLPF&S or another of our affiliates were to make a market in the notes, which it is not obligated to do. That estimate will be based upon the price that MLPF&S may pay for the notes in light of then-prevailing market conditions and other considerations, as mentioned above, and will include transaction costs. At certain times, this price may be higher than or lower than the initial estimated value of the notes.

An investor's household, as referenced on the cover of this term sheet, will generally include accounts held by any of the following, as determined by MLPF&S in its discretion and acting in good faith based upon information then available to MLPF&S:

- the investor's spouse (including a domestic partner), siblings, parents, grandparents, spouse's parents, children and grandchildren, but excluding accounts held by aunts, uncles, cousins, nieces, nephews or any other family relationship not directly above or below the individual investor;
- a family investment vehicle, including foundations, limited partnerships and personal holding companies, but only if the beneficial owners of the vehicle consist solely of the investor or members of the investor's household as described above; and
- a trust where the grantors and/or beneficiaries of the trust consist solely of the investor or members of the investor's household as described above; provided that, purchases of the notes by a trust generally cannot be aggregated together with any purchases made by a trustee's personal account.

Purchases in retirement accounts will not be considered part of the same household as an individual investor's personal or other non-retirement account, except for individual retirement accounts ("IRAs"), simplified employee pension plans ("SEPs"), savings incentive match plan for employees ("SIMPLEs"), and single-participant or owners only accounts (i.e., retirement accounts held by self-employed individuals, business owners or partners with no employees other than their spouses).

Please contact your Merrill Lynch financial advisor if you have any questions about the application of these provisions to your specific circumstances or think you are eligible.

Structuring the Notes

The notes are our debt securities, the return on which is linked to the performance of the Index. As is the case for all of our debt securities, including our market-linked notes, the economic terms of the notes reflect our actual or perceived creditworthiness at the time of pricing. In addition, because market-linked notes result in increased operational, funding and liability management costs to us, we typically borrow the funds under these notes at a rate that is more favorable to us than the rate that we might pay for a conventional fixed or floating rate debt security. This rate, which we refer to in this term sheet as our internal funding rate, is typically lower than the rate we would pay when we issue conventional fixed or floating rate debt securities. This generally relatively lower internal funding rate, which is reflected in the economic terms of the notes, along with the fees and charges associated with market-linked notes, typically results in the initial estimated value of the notes on the pricing date being less than their public offering price.

At maturity, we are required to pay the Redemption Amount to holders of the notes, which will be calculated based on the performance of the Index and the \$10 per unit principal amount. In order to meet these payment obligations, at the time we issue the notes, we may choose to enter into certain hedging arrangements (which may include call options, put options or other derivatives) with MLPF&S or one of its affiliates. The terms of these hedging arrangements are determined by seeking bids from market participants, including MLPF&S and its affiliates, and take into account a number of factors, including our creditworthiness, interest rate movements, the volatility of the Index, the tenor of the notes and the tenor of the hedging arrangements. The economic terms of the notes and their initial estimated value depend in part on the terms of these hedging arrangements.

MLPF&S has advised us that the hedging arrangements will include a hedging related charge of approximately \$0.075 per unit, reflecting an estimated profit to be credited to MLPF&S from these transactions. Since hedging entails risk and may be influenced by unpredictable market forces, additional profits and losses from these hedging arrangements may be realized by MLPF&S or any third party hedge providers.

For further information, see "Risk Factors—General Risks Relating to LIRNs" beginning on page PS-6 and "Use of Proceeds" on page PS-15 of product supplement EQUITY INDICES LIRN-1.

Summary Tax Consequences

You should consider the U.S. federal income tax consequences of an investment in the notes, including the following:

- There is no statutory, judicial, or administrative authority directly addressing the characterization of the notes.
- You agree with us (in the absence of an administrative determination, or judicial ruling to the contrary) to characterize and treat the notes for all tax purposes as a single financial contract with respect to the Index.
- Under this characterization and tax treatment of the notes, a U.S. Holder (as defined beginning on page 99 of the prospectus) generally will recognize capital gain or loss upon maturity or upon a sale or exchange of the notes prior to maturity. This capital gain or loss generally will be long-term capital gain or loss if you held the notes for more than one year.
- No assurance can be given that the IRS or any court will agree with this characterization and tax treatment.

You should consult your own tax advisor concerning the U.S. federal income tax consequences to you of acquiring, owning, and disposing of the notes, as well as any tax consequences arising under the laws of any state, local, foreign, or other tax jurisdiction and the possible effects of changes in U.S. federal or other tax laws. You should review carefully the discussion under the section entitled "U.S. Federal Income Tax Summary" beginning on page PS-25 of product supplement EQUITY INDICES LIRN-1.

Where You Can Find More Information

We have filed a registration statement (including a product supplement, a prospectus supplement, and a prospectus) with the SEC for the offering to which this term sheet relates. Before you invest, you should read the Note Prospectus, including this term sheet, and the other documents that we have filed with the SEC, for more complete information about us and this offering. You may get these documents without cost by visiting EDGAR on the SEC website at www.sec.gov. Alternatively, we, any agent, or any dealer participating in this offering will arrange to send you these documents if you so request by calling MLPF&S toll-free at 1-800-294-1322.

Market-Linked Investments Classification



MLPF&S classifies certain market-linked investments (the “Market-Linked Investments”) into categories, each with different investment characteristics. The following description is meant solely for informational purposes and is not intended to represent any particular Enhanced Return Market-Linked Investment or guarantee any performance.

Enhanced Return Market-Linked Investments are short- to medium-term investments that offer you a way to enhance exposure to a particular market view without taking on a similarly enhanced level of market downside risk. They can be especially effective in a flat to moderately positive market (or, in the case of bearish investments, a flat to moderately negative market). In exchange for the potential to receive better-than market returns on the linked asset, you must generally accept market downside risk and capped upside potential. As these investments are not market downside protected, and do not assure full repayment of principal at maturity, you need to be prepared for the possibility that you may lose all or part of your investment.

“Leveraged Index Return Notes®” and “LIRNs®” are our registered service marks.

