

Units
\$10 principal amount per unit
CUSIP No.

Pricing Date* July , 2016
Settlement Date* August , 2016
Maturity Date* July , 2018



*Subject to change based on the actual date the notes are priced for initial sale to the public (the "pricing date")

Capped Leveraged Index Return Notes[®] Linked to a Global Equity Index Basket

- Maturity of approximately two years
- 2-to-1 upside exposure to increases in the Basket, subject to a capped return of [15% to 19%]
- The Basket will be comprised of the S&P 500[®] Index, the MSCI EAFE[®] Index, and the MSCI Emerging Markets Index. The S&P 500[®] Index will be given an initial weight of 45%, and each of the MSCI EAFE[®] Index and the MSCI Emerging Markets Index will be given an initial weight of 27.5%
- 1-to-1 downside exposure to decreases in the Basket beyond a 10% decline, with up to 90% of your principal at risk
- All payments occur at maturity and are subject to the credit risk of Bank of America Corporation
- No periodic interest payments
- In addition to the underwriting discount set forth below, the notes include a hedging-related charge of \$0.075 per unit. See "Structuring the Notes"
- Limited secondary market liquidity, with no exchange listing



The notes are being issued by Bank of America Corporation ("BAC"). There are important differences between the notes and a conventional debt security, including different investment risks and certain additional costs. See "Risk Factors" beginning on page TS-6 of this term sheet and beginning on page PS-6 of product supplement EQUITY INDICES LIRN-1.

The initial estimated value of the notes as of the pricing date is expected to be between \$4.11 and \$9.73 per unit, which is less than the public offering price listed below. See "Summary" on the following page, "Risk Factors" beginning on page TS6 of this term sheet and "Structuring the Notes" on page TS47 of this term sheet for additional information. The actual value of your notes at any time will reflect many factors and cannot be predicted with accuracy.

None of the Securities and Exchange Commission (the "SEC"), any state securities commission, or any other regulatory body has approved or disapproved of these securities or determined if this Note Prospectus (as defined below) is truthful or complete. Any representation to the contrary is a criminal offense.

	Per Unit	Total
Public offering price ⁽¹⁾	\$10.00	\$
Underwriting discount ⁽¹⁾	\$0.20	\$
Proceeds, before expenses, to BAC	\$9.80	\$

- (1) For any purchase of 500,000 units or more in a single transaction by an individual investor or in combined transactions with the investor's household in this offering, the public offering price and the underwriting discount will be \$9.95 per unit and \$0.15 per unit, respectively. See "Supplement to the Plan of Distribution; Conflicts of Interest" below.

The notes:

Are Not FDIC Insured	Are Not Bank Guaranteed	May Lose Value
----------------------	-------------------------	----------------

Merrill Lynch & Co.

July , 2016

Summary

The Capped Leveraged Index Return Notes[®] Linked to a Global Equity Index Basket, due July , 2018 (the “notes”) are our senior unsecured debt securities. The notes are not guaranteed or insured by the Federal Deposit Insurance Corporation or secured by collateral. **The notes will rank equally with all of our other unsecured and unsubordinated debt. Any payments due on the notes, including any repayment of principal, will be subject to the credit risk of BAC.** The notes provide you a leveraged return, subject to a cap, if the Ending Value of the Market Measure, which is the global equity index basket described below (the “Basket”), is greater than its Starting Value. If the Ending Value is less than the Threshold Value, you will lose a portion, which could be significant, of the principal amount of your notes. Payments on the notes, including the amount you receive at maturity, will be calculated based on the \$10 principal amount per unit and will depend on the performance of the Basket, subject to our credit risk. See “Terms of the Notes” below.

The Basket will be comprised of the S&P 500[®] Index, the MSCI EAFE[®] Index, and the MSCI Emerging Markets Index (each a “Basket Component”). On the pricing date, the S&P 500[®] Index will be given an initial weight of 45%, and each of the MSCI EAFE[®] Index and the MSCI Emerging Markets Index will be given an initial weight of 27.5%.

The economic terms of the notes (including the Capped Value) are based on our internal funding rate, which is the rate we would pay to borrow funds through the issuance of market-linked notes and the economic terms of certain related hedging arrangements. Our internal funding rate is typically lower than the rate we would pay when we issue conventional fixed or floating rate debt securities. This difference in funding rate, as well as the underwriting discount and the hedging related charge described below, will reduce the economic terms of the notes to you and the initial estimated value of the notes on the pricing date. Due to these factors, the public offering price you pay to purchase the notes will be greater than the initial estimated value of the notes.

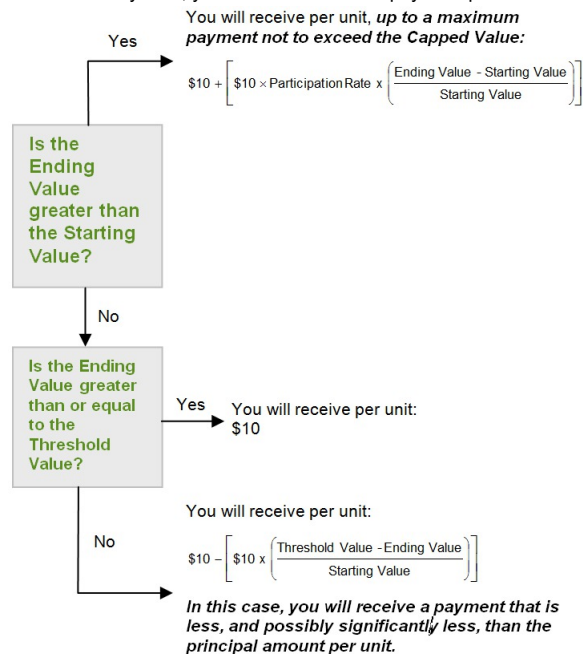
On the cover page of this term sheet, we have provided the initial estimated value range for the notes. This initial estimated value range was determined based on our and our affiliates’ pricing models, which take into consideration our internal funding rate and the market prices for the hedging arrangements related to the notes. The initial estimated value of the notes calculated on the pricing date will be set forth in the final term sheet made available to investors in the notes. For more information about the initial estimated value and the structuring of the notes, see “Structuring the Notes” on page TS-17.

Terms of the Notes

Issuer:	Bank of America Corporation (“BAC”)
Principal Amount:	\$10.00 per unit
Term:	Approximately two years
Market Measure:	A global equity index basket comprised of the S&P 500 [®] Index (Bloomberg symbol: “SPX”), the MSCI EAFE [®] Index (Bloomberg symbol: “MXEA”) and the MSCI Emerging Markets Index (Bloomberg symbol: “MXEF”). Each Basket Component is a price return index.
Starting Value:	The Starting Value will be set to 100 on the pricing date.
Ending Value:	The average of the values of the Market Measure on each scheduled calculation day occurring during the maturity valuation period. The calculation days are subject to postponement in the event of Market Disruption Events, as described beginning on page PS-22 of product supplement EQUITY INDICES LIRN-1.
Threshold Value:	90% of the Starting Value
Participation Rate:	200%
Capped Value:	[\$11.50 to \$11.90] per unit, which represents a return of [15% to 19%] over the principal amount. The actual Capped Value will be determined on the pricing date.
Maturity Valuation Period:	Five scheduled calculation days shortly before the maturity date.
Fees and Charges:	The underwriting discount of \$0.20 per unit listed on the cover page and the hedging related charge of \$0.075 per unit described in “Structuring the Notes” on page TS-17.
Calculation Agent:	Merrill Lynch, Pierce, Fenner & Smith Incorporated (“MLPF&S”), a subsidiary of BAC.

Redemption Amount Determination

On the maturity date, you will receive a cash payment per unit determined as follows:



Capped Leveraged Index Return Notes®

Linked to a Global Equity Index Basket, due July , 2018



The terms and risks of the notes are contained in this term sheet and in the following:

- Product supplement EQUITY INDICES LIRN-1 dated January 22, 2016: <https://www.sec.gov/Archives/edgar/data/70858/000119312516435395/d129294d424b5.htm>
- Series L MTN prospectus supplement dated January 20, 2016 and prospectus dated May 1, 2015: <http://www.sec.gov/Archives/edgar/data/70858/000119312516433708/d122981d424b3.htm>

These documents (together, the "Note Prospectus") have been filed as part of a registration statement with the SEC, which may, without cost, be accessed on the SEC website as indicated above or obtained from MLPF&S by calling 1-800-294-1322. Before you invest, you should read the Note Prospectus, including this term sheet, for information about us and this offering. Any prior or contemporaneous oral statements and any other written materials you may have received are superseded by the Note Prospectus. Capitalized terms used but not defined in this term sheet have the meanings set forth in product supplement EQUITY INDICES LIRN-1. Unless otherwise indicated or unless the context requires otherwise, all references in this document to "we," "us," "our," or similar references are to BAC.

Investor Considerations

You may wish to consider an investment in the notes if:

- You anticipate that the value of the Basket will increase moderately from the Starting Value to the Ending Value.
- You are willing to risk a loss of principal and return if the value of the Basket decreases from the Starting Value to an Ending Value that is below the Threshold Value.
- You accept that the return on the notes will be capped.
- You are willing to forgo the interest payments that are paid on conventional interest bearing debt securities.
- You are willing to forgo dividends or other benefits of owning the stocks included in the Basket Components.
- You are willing to accept a limited or no market for sales prior to maturity, and understand that the market prices for the notes, if any, will be affected by various factors, including our actual and perceived creditworthiness, our internal funding rate and fees and charges on the notes.
- You are willing to assume our credit risk, as issuer of the notes, for all payments under the notes, including the Redemption Amount.

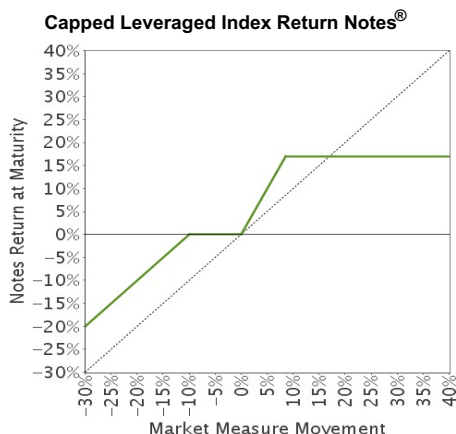
The notes may not be an appropriate investment for you if:

- You believe that the value of the Basket will decrease from the Starting Value to the Ending Value or that it will not increase sufficiently over the term of the notes to provide you with your desired return.
- You seek 100% principal repayment or preservation of capital.
- You seek an uncapped return on your investment.
- You seek interest payments or other current income on your investment.
- You want to receive dividends or other distributions paid on the stocks included in the Basket Components.
- You seek an investment for which there will be a liquid secondary market.
- You are unwilling or are unable to take market risk on the notes or to take our credit risk as issuer of the notes.

We urge you to consult your investment, legal, tax, accounting, and other advisors before you invest in the notes.

Hypothetical Payout Profile and Examples of Payments at Maturity

The below graph is based on **hypothetical** numbers and values.



This graph reflects the returns on the notes based on the Participation Rate of 200%, the Threshold Value of 90% of the Starting Value and a Capped Value of \$11.70 per unit (the midpoint of the Capped Value range of [\$11.50 to \$11.90]). The green line reflects the returns on the notes, while the dotted gray line reflects the returns of a direct investment in the stocks included in the Basket Components, excluding dividends.

This graph has been prepared for purposes of illustration only.

The following table and examples are for purposes of illustration only. They are based on hypothetical values and show hypothetical returns on the notes. They illustrate the calculation of the Redemption Amount and total rate of return based on the Starting Value of 100, the Threshold Value of 90, the Participation Rate of 200%, a hypothetical Capped Value of \$11.70 per unit and a range of hypothetical Ending Values. **The actual amount you receive and the resulting total rate of return will depend on the actual Ending Value, Capped Value, and whether you hold the notes to maturity.** The following examples do not take into account any tax consequences from investing in the notes.

For recent **hypothetical** values of the Basket, see "The Basket" section below. For recent actual levels of the Basket Components, see "The Basket Components" section below. Each Basket Component is a price return index and as such the Ending Value will not include any income generated by dividends paid on the stocks included in any of the Basket Components, which you would otherwise be entitled to receive if you invested in those stocks directly. In addition, all payments on the notes are subject to issuer credit risk.

Ending Value	Percentage Change from the Starting Value to the Ending Value	Redemption Amount per Unit	Total Rate of Return on the Notes
0.00	-100.00%	\$1.00	-90.00%
50.00	-50.00%	\$6.00	-40.00%
80.00	-20.00%	\$9.00	-10.00%
90.00 ⁽¹⁾	-10.00%	\$10.00	0.00%
94.00	-6.00%	\$10.00	0.00%
95.00	-5.00%	\$10.00	0.00%
97.00	-3.00%	\$10.00	0.00%
100.00 ⁽²⁾	0.00%	\$10.00	0.00%
102.00	2.00%	\$10.40	4.00%
104.00	4.00%	\$10.80	8.00%
105.00	5.00%	\$11.00	10.00%
110.00	10.00%	\$11.70 ⁽³⁾	17.00%
120.00	20.00%	\$11.70	17.00%
130.00	30.00%	\$11.70	17.00%
140.00	40.00%	\$11.70	17.00%
150.00	50.00%	\$11.70	17.00%
160.00	60.00%	\$11.70	17.00%

(1) This is the Threshold Value.

(2) The Starting Value will be set to 100.00 on the pricing date.

(3) The Redemption Amount per unit cannot exceed the **hypothetical** Capped Value.

Capped Leveraged Index Return Notes[®]

Linked to a Global Equity Index Basket, due July , 2018



Redemption Amount Calculation Examples

Example 1

The Ending Value is 80.00, or 80.00% of the Starting Value:

Starting Value: 100.00

Threshold Value: 90.00

Ending Value: 80.00

$$\$10 - \left[\$10 \times \left(\frac{90-80}{100} \right) \right] = \$9.00 \text{ Redemption Amount per unit}$$

Example 2

The Ending Value is 95.00, or 95.00% of the Starting Value:

Starting Value: 100.00

Threshold Value: 90.00

Ending Value: 95.00

Redemption Amount (per unit) = **\$10.00**, the principal amount, since the Ending Value is less than the Starting Value but equal to or greater than the Threshold Value.

Example 3

The Ending Value is 104.00, or 104.00% of the Starting Value:

Starting Value: 100.00

Ending Value: 104.00

$$\$10 + \left[\$10 \times 200.00\% \times \left(\frac{104-100}{100} \right) \right] = \$10.80 \text{ Redemption Amount per unit}$$

Example 4

The Ending Value is 130.00, or 130.00% of the Starting Value:

Starting Value: 100.00

Ending Value: 130.00

$$\$10 + \left[\$10 \times 200\% \times \left(\frac{130-100}{100} \right) \right] = \$16.00, \text{ however, because the Redemption Amount for the notes cannot exceed the Capped Value, the Redemption Amount will be } \$11.70 \text{ per unit}$$

Risk Factors

There are important differences between the notes and a conventional debt security. An investment in the notes involves significant risks, including those listed below. You should carefully review the more detailed explanation of risks relating to the notes in the "Risk Factors" sections beginning on page PS-6 of product supplement EQUITY INDICES LIRN-1, page S-5 of the Series L MTN prospectus supplement, and page 9 of the prospectus identified above. We also urge you to consult your investment, legal, tax, accounting, and other advisors before you invest in the notes.

- Depending on the performance of the Basket as measured shortly before the maturity date, your investment may result in a loss; there is no guaranteed return of principal.
- Your return on the notes may be less than the yield you could earn by owning a conventional fixed or floating rate debt security of comparable maturity.
- Payments on the notes are subject to our credit risk, and actual or perceived changes in our creditworthiness are expected to affect the value of the notes. If we become insolvent or are unable to pay our obligations, you may lose your entire investment.
- Your investment return is limited to the return represented by the Capped Value and may be less than a comparable investment directly in the stocks included in the Basket Components.
- The initial estimated value of the notes is an estimate only, determined as of a particular point in time by reference to our and our affiliates' pricing models. These pricing models consider certain assumptions and variables, including our credit spreads, our internal funding rate on the pricing date, mid-market terms on hedging transactions, expectations on interest rates and volatility, price-sensitivity analysis, and the expected term of the notes. These pricing models rely in part on certain forecasts about future events, which may prove to be incorrect.
- The public offering price you pay for the notes will exceed the initial estimated value. If you attempt to sell the notes prior to maturity, their market value may be lower than the price you paid for them and lower than the initial estimated value. This is due to, among other things, changes in the value of the Basket, our internal funding rate, and the inclusion in the public offering price of the underwriting discount and the hedging related charge, all as further described in "Structuring the Notes" on page TS-17. These factors, together with various credit, market and economic factors over the term of the notes, are expected to reduce the price at which you may be able to sell the notes in any secondary market and will affect the value of the notes in complex and unpredictable ways.
- The initial estimated value does not represent a minimum or maximum price at which we, MLPF&S or any of our affiliates would be willing to purchase your notes in any secondary market (if any exists) at any time. The value of your notes at any time after issuance will vary based on many factors that cannot be predicted with accuracy, including the performance of the Basket, our creditworthiness and changes in market conditions.
- A trading market is not expected to develop for the notes. Neither we nor MLPF&S is obligated to make a market for, or to repurchase, the notes. There is no assurance that any party will be willing to purchase your notes at any price in any secondary market.
- Our business activities as a full service financial institution, including our commercial and investment banking activities, our hedging and trading activities (including trades in shares of companies included in the Basket Components) and any hedging and trading activities we engage in for our clients' accounts, may affect the market value and return of the notes and may create conflicts of interest with you.
- Changes in the level of one of the Basket Components may be offset by changes in the levels of the other Basket Components.
- The index sponsors may adjust their respective Basket Components in a way that affects their levels, and have no obligation to consider your interests.
- You will have no rights of a holder of the securities included in the Basket Components, and you will not be entitled to receive securities or dividends or other distributions by the issuers of those securities.
- While we or our affiliates may from time to time own securities of companies included in the Basket Components, except to the extent that our common stock is included in the S&P 500® Index, we do not control any company included in any Basket Component, and are not responsible for any disclosure made by any other company.
- Your return on the notes and the value of the notes may be affected by exchange rate movements and factors affecting the international securities markets.
- There may be potential conflicts of interest involving the calculation agent, which is an affiliate of ours. We have the right to appoint and remove the calculation agent.
- The U.S. federal income tax consequences of the notes are uncertain, and may be adverse to a holder of the notes. See "Summary Tax Consequences" below and "U.S. Federal Income Tax Summary" beginning on page PS-25 of product supplement EQUITY INDICES LIRN-1.

Other Terms of the Notes

Market Measure Business Day

The following definition shall supersede and replace the definition of a “Market Measure Business Day” set forth in product supplement EQUITY INDICES LIRN-1.

A “Market Measure Business Day” means a day on which:

- (A) each of the New York Stock Exchange and NASDAQ Stock Market, Inc. (as to the S&P 500[®] Index), the London Stock Exchange, Frankfurt Stock Exchange, Paris Bourse, Tokyo Stock Exchange (as to the MSCI EAFE[®] Index), and the London Stock Exchange, Hong Kong Stock Exchange, São Paulo Stock Exchange and Korea Stock Exchange (as to the MSCI Emerging Markets Index) (or any successor to the foregoing exchanges) are open for trading; and
- (B) the Basket Components or any successors thereto are calculated and published.

The Basket

The Basket is designed to allow investors to participate in the percentage changes in the levels of the Basket Components from the Starting Value to the Ending Value of the Basket. The Basket Components are described in the section "The Basket Components" below. Each Basket Component will be assigned an initial weight on the pricing date, as set forth in the table below.

For more information on the calculation of the value of the Basket, please see the section entitled "Description of LIRNs—Basket Market Measures" beginning on page PS-20 of product supplement EQUITY INDICES LIRN-1.

If June 29, 2016 were the pricing date, for each Basket Component, the Initial Component Weight, the closing level, the hypothetical Component Ratio and the initial contribution to the Basket value would be as follows:

Basket Component	Bloomberg Symbol	Initial Component Weight	Closing Level ⁽¹⁾⁽²⁾	Hypothetical Component Ratio ⁽¹⁾⁽³⁾	Initial Basket Value Contribution
S&P 500® Index	SPX	45.00	2,070.77	0.02173105	45.00
MSCI EAFE® Index	MXEA	27.50	1,593.67	0.01725577	27.50
MSCI Emerging Markets Index	MXEF	27.50	821.82	0.03346232	27.50
				Starting Value	100.00

- (1) The actual closing level of each Basket Component and the resulting actual Component Ratios will be determined on the pricing date, subject to adjustment as more fully described in the section entitled "Description of LIRNs—Basket Market Measures—Determination of the Component Ratio for Each Basket Component" beginning on page PS-20 of product supplement EQUITY INDICES LIRN-1 if a Market Disruption Event occurs on the pricing date as to any Basket Component.
- (2) These were the closing levels of the Basket Components on June 29, 2016.
- (3) Each hypothetical Component Ratio equals the Initial Component Weight of the relevant Basket Component (as a percentage) multiplied by 100, and then divided by the closing level of that Basket Component on June 29, 2016 and rounded to eight decimal places.

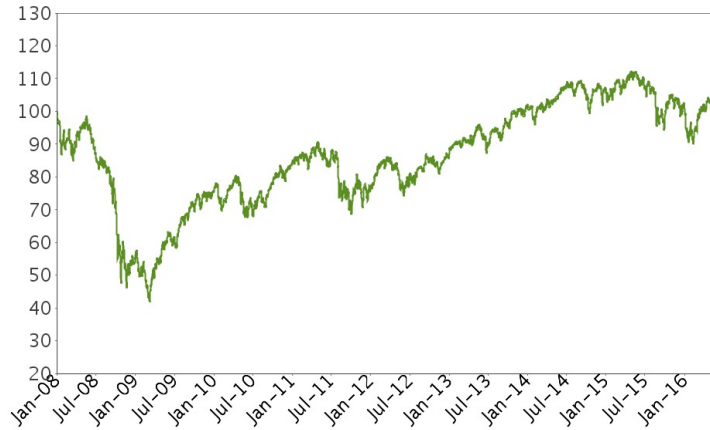
The calculation agent will calculate the value of the Basket by summing the products of the closing level for each Basket Component on each calculation day during the Maturity Valuation Period and the Component Ratio applicable to such Basket Component. If a Market Disruption Event occurs as to any Basket Component on any scheduled calculation day, the closing level of that Basket Component will be determined as more fully described in the section "Description of LIRNs—Basket Market Measures —Ending Value of the Basket" beginning on page PS-21 of product supplement EQUITY INDICES LIRN-1."

Capped Leveraged Index Return Notes® Linked to a Global Equity Index Basket, due July , 2018



While actual historical information on the Basket will not exist before the pricing date, the following graph sets forth the hypothetical historical performance of the Basket from January 1, 2008 through June 29, 2016. The graph is based upon actual daily historical levels of the Basket Components, hypothetical Component Ratios based on the closing levels of the Basket Components as of December 31, 2007, and a Basket value of 100.00 as of that date. This hypothetical historical data on the Basket is not necessarily indicative of the future performance of the Basket or what the value of the notes may be. Any hypothetical historical upward or downward trend in the value of the Basket during any period set forth below is not an indication that the value of the Basket is more or less likely to increase or decrease at any time over the term of the notes.

Hypothetical Historical Performance of the Basket



The Basket Components

All disclosures contained in this term sheet regarding the Basket Components, including, without limitation, their make-up, method of calculation, and changes in their components, have been derived from publicly available sources. The information reflects the policies of, and is subject to change by S&P Dow Jones Indices LLC with respect to the S&P 500® Index (“SPDJ”) and MSCI, Inc. (“MSCI,” and together with SPDJ, the “index sponsors”) with respect to the MSCI EAFE® Index and the MSCI Emerging Markets Index. The index sponsors, which license the copyright and all other rights to the Basket Components, have no obligation to continue to publish, and may discontinue publication of, any Basket Component. The consequences of any index sponsor discontinuing publication of a Basket Component are discussed in the section entitled “Description of LIRNs—Discontinuance of an Index” beginning on page PS-19 of product supplement EQUITY INDICES LIRN-1. None of us, the calculation agent, or MLPF&S accepts any responsibility for the calculation, maintenance or publication of any Basket Component or any successor index.

The S&P 500® Index

The S&P 500® Index (the “SPX”) is intended to provide an indication of the pattern of common stock price movement. The calculation of the level of the SPX is based on the relative value of the aggregate market value of the common stocks of 500 companies as of a particular time compared to the aggregate average market value of the common stocks of 500 similar companies during the base period of the years 1941 through 1943.

The index sponsor chooses companies for inclusion in the SPX with the aim of achieving a distribution by broad industry groupings that approximates the distribution of these groupings in the common stock population of its Stock Guide Database of over 10,000 companies, which the index sponsor uses as an assumed model for the composition of the total market. Relevant criteria employed by the index sponsor include the viability of the particular company, the extent to which that company represents the industry group to which it is assigned, the extent to which the market price of that company’s common stock generally is responsive to changes in the affairs of the respective industry and the market value and trading activity of the common stock of that company. Ten main groups of companies constitute the SPX, with the approximate percentage of the market capitalization of the SPX included in each group as of May 31, 2016 indicated in parentheses: Consumer Discretionary (12.6%); Consumer Staples (10.1%); Energy (7.1%); Financials (16.3%); Health Care (14.7%); Industrials (10.0%); Information Technology (20.4%); Materials (2.8%); Telecommunication Services (2.7%); and Utilities (3.3%). The index sponsor may from time to time, in its sole discretion, add companies to, or delete companies from, the SPX to achieve the objectives stated above.

The index sponsor calculates the SPX by reference to the prices of the constituent stocks of the SPX without taking account of the value of dividends paid on those stocks. As a result, the return on the notes will not reflect the return you would realize if you actually owned the SPX constituent stocks and received the dividends paid on those stocks.

Computation of the SPX

While the index sponsor currently employs the following methodology to calculate the SPX, no assurance can be given that the index sponsor will not modify or change this methodology in a manner that may affect the Redemption Amount.

Historically, the market value of any component stock of the SPX was calculated as the product of the market price per share and the number of then outstanding shares of such component stock. In March 2005, the index sponsor began shifting the SPX halfway from a market capitalization weighted formula to a float-adjusted formula, before moving the SPX to full float adjustment on September 16, 2005. The index sponsor’s criteria for selecting stocks for the SPX did not change with the shift to float adjustment. However, the adjustment affects each company’s weight in the SPX.

Under float adjustment, the share counts used in calculating the SPX reflect only those shares that are available to investors, not all of a company’s outstanding shares. Float adjustment excludes shares that are closely held by control groups, other publicly traded companies or government agencies.

In September 2012, all shareholdings representing more than 5% of a stock’s outstanding shares, other than holdings by “block owners,” were removed from the float for purposes of calculating the SPX. Generally, these “control holders” will include officers and directors, private equity, venture capital and special equity firms, other publicly traded companies that hold shares for control, strategic partners, holders of restricted shares, ESOPs, employee and family trusts, foundations associated with the company, holders of unlisted share classes of stock, government entities at all levels (other than government retirement/pension funds) and any individual person who controls a 5% or greater stake in a company as reported in regulatory filings. However, holdings by block owners, such as depository banks, pension funds, mutual funds and ETF providers, 401(k) plans of the company, government retirement/pension funds, investment funds of insurance companies, asset managers and investment funds, independent foundations and savings and investment plans, will ordinarily be considered part of the float.

Treasury stock, stock options, restricted shares, equity participation units, warrants, preferred stock, convertible stock, and rights are not part of the float. Shares held in a trust to allow investors in countries outside the country of domicile, such as depository shares and Canadian exchangeable shares are normally part of the float unless those shares form a control block. If a company has multiple classes of stock outstanding, shares in an unlisted or non-traded class are treated as a control block.

For each stock, an investable weight factor (“IWF”) is calculated by dividing the available float shares by the total shares outstanding. As of September 21, 2012, available float shares are defined as the total shares outstanding less shares held by control holders. This calculation is subject to a 5% minimum threshold for control blocks. For example, if a company’s officers and directors hold 3% of the

Capped Leveraged Index Return Notes[®]

Linked to a Global Equity Index Basket, due July , 2018



company's shares, and no other control group holds 5% of the company's shares, the index sponsor would assign that company an IWF of 1.00, as no control group meets the 5% threshold. However, if a company's officers and directors hold 3% of the company's shares and another control group holds 20% of the company's shares, the index sponsor would assign an IWF of 0.77, reflecting the fact that 23% of the company's outstanding shares are considered to be held for control. For companies with multiple classes of stock, the index sponsor calculates the weighted average IWF for each stock using the proportion of the total company market capitalization of each share class as weights.

The SPX is calculated using a base-weighted aggregate methodology. The level of the SPX reflects the total market value of all 500 component stocks relative to the base period of the years 1941 through 1943. An indexed number is used to represent the results of this calculation in order to make the level easier to work with and track over time. The actual total market value of the component stocks during the base period of the years 1941 through 1943 has been set to an indexed level of 10. This is often indicated by the notation 1941-43 = 10. In practice, the daily calculation of the SPX is computed by dividing the total market value of the component stocks by the "index divisor." By itself, the index divisor is an arbitrary number. However, in the context of the calculation of the SPX, it serves as a link to the original base period level of the SPX. The index divisor keeps the SPX comparable over time and is the manipulation point for all adjustments to the SPX, which is index maintenance.

Index Maintenance

Index maintenance includes monitoring and completing the adjustments for company additions and deletions, share changes, stock splits, stock dividends, and stock price adjustments due to company restructuring or spinoffs. Some corporate actions, such as stock splits and stock dividends, require changes in the common shares outstanding and the stock prices of the companies in the SPX, and do not require index divisor adjustments.

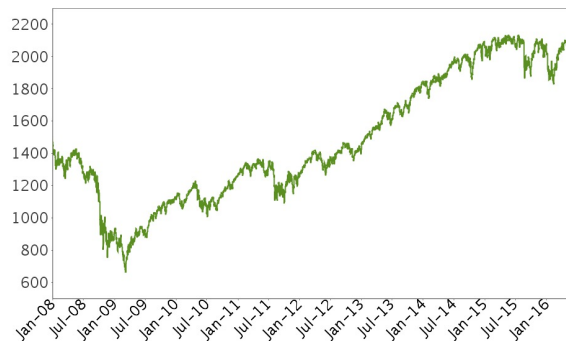
To prevent the level of the SPX from changing due to corporate actions, corporate actions which affect the total market value of the SPX require an index divisor adjustment. By adjusting the index divisor for the change in market value, the level of the SPX remains constant and does not reflect the corporate actions of individual companies in the SPX. Index divisor adjustments are made after the close of trading and after the calculation of the index closing level.

Changes in a company's shares outstanding of 5.00% or more due to mergers, acquisitions, public offerings, tender offers, Dutch auctions, or exchange offers are made as soon as reasonably possible. All other changes of 5.00% or more (due to, for example, company stock repurchases, private placements, redemptions, exercise of options, warrants, conversion of preferred stock, notes, debt, equity participation units, at-the-market offerings, or other recapitalizations) are made weekly and are announced on Fridays for implementation after the close of trading on the following Friday. Changes of less than 5.00% due to a company's acquisition of another company in the SPX are made as soon as reasonably possible. All other changes of less than 5.00% are accumulated and made quarterly on the third Friday of March, June, September, and December, and are usually announced two to five days prior.

Changes in IWFs of more than five percentage points caused by corporate actions (such as merger and acquisition activity, restructurings, or spinoffs) will be made as soon as reasonably possible. Other changes in IWFs will be made annually when IWFs are reviewed.

The following graph shows the daily historical performance of the S&P 500[®] Index in the period from January 1, 2008 through June 29, 2016. We obtained this historical data from Bloomberg L.P. We have not independently verified the accuracy or completeness of the information obtained from Bloomberg L.P. On June 29, 2016, the closing level of the S&P 500[®] Index was 2,070.77.

Historical Performance of the S&P 500[®] Index



This historical data on the S&P 500[®] Index is not necessarily indicative of the future performance of the S&P 500[®] Index or what the value of the notes may be. Any historical upward or downward trend in the level of the S&P 500[®] Index during any period set forth above is not an indication that the level of the S&P 500[®] Index is more or less likely to increase or decrease at any time over the term of the notes.

Capped Leveraged Index Return Notes[®]

Linked to a Global Equity Index Basket, due July , 2018



Before investing in the notes, you should consult publicly available sources for the levels of the S&P 500[®] Index.

License Agreement

S&P[®] is a registered trademark of Standard & Poor's Financial Services LLC ("S&P") and Dow Jones[®] is a registered trademark of Dow Jones Trademark Holdings LLC ("Dow Jones"). These trademarks have been licensed for use by S&P Dow Jones Indices LLC. "Standard & Poor's[®]," "S&P 500[®]," and "S&P[®]" are trademarks of S&P. These trademarks have been sublicensed for certain purposes by our subsidiary, MLPF&S. The SPX is a product of S&P Dow Jones Indices LLC and/or its affiliates and has been licensed for use by MLPF&S.

The notes are not sponsored, endorsed, sold or promoted by S&P Dow Jones Indices LLC, Dow Jones, S&P or any of their respective affiliates (collectively, "S&P Dow Jones Indices"). S&P Dow Jones Indices make no representation or warranty, express or implied, to the holders of the notes or any member of the public regarding the advisability of investing in securities generally or in the notes particularly or the ability of the SPX to track general market performance. S&P Dow Jones Indices' only relationship to MLPF&S with respect to the SPX is the licensing of the SPX and certain trademarks, service marks and/or trade names of S&P Dow Jones Indices and/or its third party licensors. The SPX is determined, composed and calculated by S&P Dow Jones Indices without regard to MLPF&S, or the notes. S&P Dow Jones Indices have no obligation to take our needs or the needs of MLPF&S or holders of the notes into consideration in determining, composing or calculating the SPX. S&P Dow Jones Indices are not responsible for and have not participated in the determination of the prices, and amount of the notes or the timing of the issuance or sale of the notes or in the determination or calculation of the equation by which the notes are to be converted into cash. S&P Dow Jones Indices have no obligation or liability in connection with the administration, marketing or trading of the notes. There is no assurance that investment products based on the SPX will accurately track index performance or provide positive investment returns. S&P Dow Jones Indices LLC and its subsidiaries are not investment advisors. Inclusion of a security or futures contract within an index is not a recommendation by S&P Dow Jones Indices to buy, sell, or hold such security or futures contract, nor is it considered to be investment advice. Notwithstanding the foregoing, CME Group Inc. and its affiliates may independently issue and/or sponsor financial products unrelated to the notes currently being issued by us, but which may be similar to and competitive with the notes. In addition, CME Group Inc. and its affiliates may trade financial products which are linked to the performance of the SPX. It is possible that this trading activity will affect the value of the notes.

S&P DOW JONES INDICES DO NOT GUARANTEE THE ADEQUACY, ACCURACY, TIMELINESS AND/OR THE COMPLETENESS OF THE SPX OR ANY DATA RELATED THERETO OR ANY COMMUNICATION, INCLUDING BUT NOT LIMITED TO, ORAL OR WRITTEN COMMUNICATION (INCLUDING ELECTRONIC COMMUNICATIONS) WITH RESPECT THERETO. S&P DOW JONES INDICES SHALL NOT BE SUBJECT TO ANY DAMAGES OR LIABILITY FOR ANY ERRORS, OMISSIONS, OR DELAYS THEREIN. S&P DOW JONES INDICES MAKE NO EXPRESS OR IMPLIED WARRANTIES, AND EXPRESSLY DISCLAIMS ALL WARRANTIES, OF MERCHANTABILITY OR FITNESS FOR A PARTICULAR PURPOSE OR USE OR AS TO RESULTS TO BE OBTAINED BY US, MLPF&S, HOLDERS OF THE NOTES, OR ANY OTHER PERSON OR ENTITY FROM THE USE OF THE SPX OR WITH RESPECT TO ANY DATA RELATED THERETO. WITHOUT LIMITING ANY OF THE FOREGOING, IN NO EVENT WHATSOEVER SHALL S&P DOW JONES INDICES BE LIABLE FOR ANY INDIRECT, SPECIAL, INCIDENTAL, PUNITIVE, OR CONSEQUENTIAL DAMAGES INCLUDING BUT NOT LIMITED TO, LOSS OF PROFITS, TRADING LOSSES, LOST TIME OR GOODWILL, EVEN IF THEY HAVE BEEN ADVISED OF THE POSSIBILITY OF SUCH DAMAGES, WHETHER IN CONTRACT, TORT, STRICT LIABILITY, OR OTHERWISE. THERE ARE NO THIRD PARTY BENEFICIARIES OF ANY AGREEMENTS OR ARRANGEMENTS BETWEEN S&P DOW JONES INDICES AND MLPF&S, OTHER THAN THE LICENSORS OF S&P DOW JONES INDICES.

The MSCI EAFE® Index and the MSCI Emerging Markets Index

The MSCI EAFE® Index

The MSCI EAFE® Index (the "MXEA") is intended to measure equity market performance in developed market countries, excluding the U.S. and Canada. The MXEA is a free float-adjusted market capitalization equity index with a base date of December 31, 1969 and an initial value of 100. The MXEA is calculated daily in U.S. dollars and published in real time every 60 seconds during market trading hours. As of May 31, 2016, the MXEA consisted of the following 21 developed market country indices: Australia, Austria, Belgium, Denmark, Finland, France, Germany, Hong Kong, Ireland, Israel, Italy, Japan, the Netherlands, New Zealand, Norway, Portugal, Singapore, Spain, Sweden, Switzerland and the United Kingdom.

As of May 31, 2016, the five largest country weights were Japan (23.07%), the United Kingdom (19.51%), France (9.90%), Switzerland (9.13%), and Germany (8.91%) and the five largest sector weights were Financials (23.92%), Industrials (13.29%), Consumer Discretionary (12.73%), Consumer Staples (12.61%), and Healthcare (11.73%).

The MXEA is part of the MSCI Regional Equity Indices series and is an MSCI Global Investable Market Index, which is a family within the MSCI International Equity Indices.

The MSCI Emerging Markets Index

The MSCI Emerging Markets Index (the "MXEF") is intended to measure equity market performance in the global emerging markets. The MXEF is a free float—adjusted market capitalization index with a base date of December 31, 1987 and an initial value of 100. The MXEF is calculated daily in U.S. dollars and published in real time every 60 seconds during market trading hours. The MXEF has a base value of 100.00 and a base date of December 31, 1987. As of May 31, 2016, the MXEF consists of the following 23 emerging market country indices: Brazil, Chile, China, Colombia, Czech Republic, Egypt, Greece, Hungary, India, Indonesia, Malaysia, Mexico, Peru, Philippines, Poland, Russia, Qatar, South Africa, South Korea, Taiwan, Thailand, Turkey and United Arab Emirates.

As of May 31, 2016, the five largest country weights were China (24.36%), South Korea (15.30%), Taiwan (12.35%), India (8.58%), and South Africa (7.17%) and the five largest sector weights were Financials (27.10%), Information Technology (21.06%), Consumer Discretionary (9.84%), Consumer Staples (8.60%), and Energy (7.74%).

Each of the MXEA and the MXEF is a "MSCI Index."

The Country Indices

Each country's index included in an MSCI Index is referred to as a "Country Index." Under the MSCI methodology, each Country Index is an "MSCI Global Standard Index." The components of each Country Index used to be selected by the index sponsor from among the universe of securities eligible for inclusion in the relevant Country Index so as to target an 85% free float-adjusted market representation level within each of a number of industry groups, subject to adjustments to (i) provide for sufficient liquidity, (ii) reflect foreign investment restrictions (only those securities that can be held by non-residents of the country corresponding to the relevant Country Index are included) and (iii) meet certain other investability criteria. Following a change in the index sponsor's methodology implemented in May 2008, the 85% target is now measured at the level of the country universe of eligible securities rather than the industry group level—so each Country Index will seek to include the securities that represent 85% of the free float-adjusted market capitalization of all securities eligible for inclusion—but will still be subject to liquidity, foreign investment restrictions and other investability adjustments. The index sponsor defines "free float" as total shares excluding shares held by strategic investors such as governments, corporations, controlling shareholders and management, and shares subject to foreign ownership restrictions.

Calculation of the Country Indices

Each Country Index is a free float-adjusted market capitalization index that is designed to measure the market performance, including price performance, of the equity securities in that country. Each Country Index is calculated in the relevant local currency as well as in U.S. dollars, with price, gross and net returns.

Each component is included in the relevant Country Index at a weight that reflects the ratio of its free float-adjusted market capitalization (i.e., free public float multiplied by price) to the free float-adjusted market capitalization of all the components in that Country Index. The index sponsor defines the free float of a security as the proportion of shares outstanding that is deemed to be available for purchase in the public equity markets by international investors.

Calculation of the MSCI Indices

The performance of a MSCI Index on any given day represents the weighted performance of all of the components included in all of the Country Indices. Each component in a MSCI Index is included at a weight that reflects the ratio of its free float-adjusted market capitalization (i.e., free public float multiplied by price) to the free float-adjusted market capitalization of all the components included in all of the Country Indices.

Maintenance of and Changes to the MSCI Indices

The index sponsor maintains the MSCI Indices with the objective of reflecting, on a timely basis, the evolution of the underlying equity markets and segments. In maintaining the indices, emphasis is also placed on continuity, continuous investability of the constituents, replicability, index stability and low turnover in the indices.

Capped Leveraged Index Return Notes®

Linked to a Global Equity Index Basket, due July , 2018



As part of the changes to the index sponsor's methodology which became effective in May 2008, maintenance of the indices falls into three broad categories:

- semi-annual reviews, which will occur each May and November and will involve a comprehensive reevaluation of the market, the universe of eligible securities and other factors involved in composing the indices;
- quarterly reviews, which will occur each February, May, August and November and will focus on significant changes in the market since the last semi-annual review and on including significant new eligible securities (such as IPOs, which were not eligible for earlier inclusion in the indices); and
- ongoing event-related changes, which will generally be reflected in the indices at the time of the event and will include changes resulting from mergers, acquisitions, spin-offs, bankruptcies, reorganizations and other similar corporate events.

Based on these reviews, additional components may be added, and current components may be removed, at any time. The index sponsor generally announces all changes resulting from semi-annual reviews, quarterly reviews and ongoing events in advance of their implementation, although in exceptional cases they may be announced during market hours for same or next day implementation.

Neither we nor any of our affiliates, or MLPF&S, accepts any responsibility for the calculation, maintenance, or publication of, or for any error, omission, or disruption in, the MSCI Indices. The index sponsor does not guarantee the accuracy or the completeness of the MSCI Indices or any data included in the MSCI Indices. The index sponsor assumes no liability for any errors, omissions, or disruption in the calculation and dissemination of the MSCI Indices. The index sponsor disclaims all responsibility for any errors or omissions in the calculation and dissemination of the MSCI Indices or the manner in which the MSCI Indices is applied in determining the amount payable on the notes at maturity.

Prices and Exchange Rates

Prices

The prices used to calculate the MSCI Indices are the official exchange closing prices or those figures accepted as such. The index sponsor reserves the right to use an alternative pricing source on any given day.

Exchange Rates

The index sponsor uses the closing spot rates published by WM / Reuters at 4:00 p.m., London time. The index sponsor uses WM / Reuters rates for all countries for which it provides indices.

In case WM/Reuters does not provide rates for specific markets on given days (for example Christmas Day and New Year's Day), the previous business day's rates are normally used. The index sponsor independently monitors the exchange rates on all its indices and may, under exceptional circumstances, elect to use an alternative exchange rate if the WM / Reuters rates are not available, or if the index sponsor determines that the WM / Reuters rates are not reflective of market circumstances for a given currency on a particular day. In such circumstances, an announcement would be sent to clients with the related information. If appropriate, the index sponsor may conduct a consultation with the investment community to gather feedback on the most relevant exchange rate.

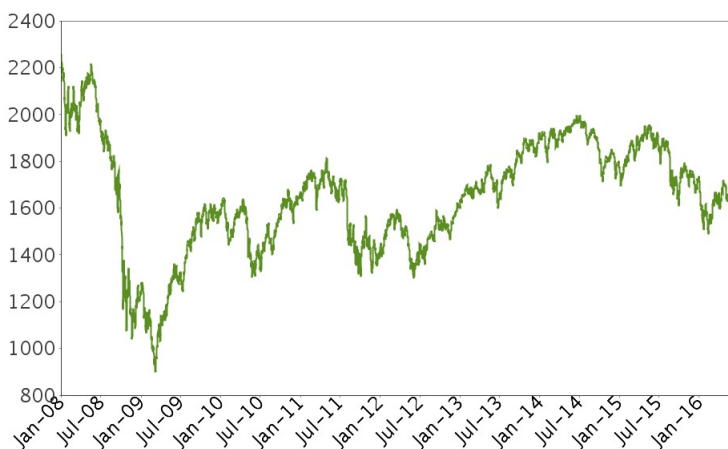
Capped Leveraged Index Return Notes®

Linked to a Global Equity Index Basket, due July , 2018



The following graph shows the daily historical performance of the MXEA in the period from January 1, 2008 through June 29, 2016. We obtained this historical data from Bloomberg L.P. We have not independently verified the accuracy or completeness of the information obtained from Bloomberg L.P. On June 29, 2016, the closing level of the MXEA was 1,593.67.

Historical Performance of the MSCI EAFE® Index

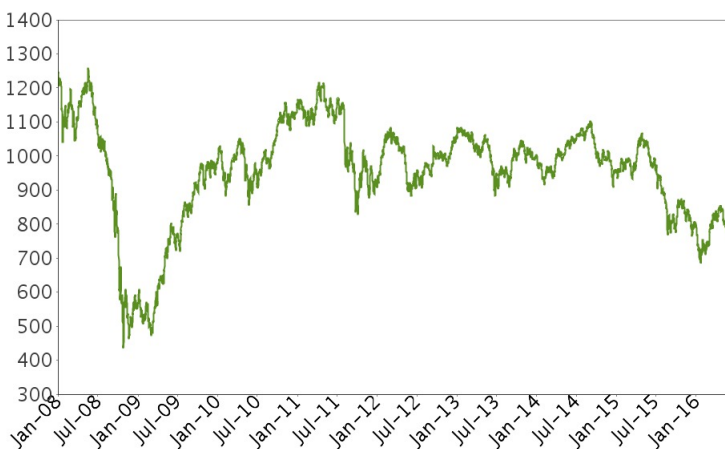


This historical data on the MXEA is not necessarily indicative of the future performance of the MXEA or what the value of the notes may be. Any historical upward or downward trend in the level of the MXEA during any period set forth above is not an indication that the level of the MXEA is more or less likely to increase or decrease at any time over the term of the notes.

Before investing in the notes, you should consult publicly available sources for the levels of the MXEA.

The following graph shows the daily historical performance of the MXEF in the period from January 1, 2008 through June 29, 2016. We obtained this historical data from Bloomberg L.P. We have not independently verified the accuracy or completeness of the information obtained from Bloomberg L.P. On June 29, 2016, the closing level of the MXEF was 821.82.

Historical Performance of the MSCI Emerging Markets Index



This historical data on the MXEF is not necessarily indicative of the future performance of the MXEF or what the value of the notes may be. Any historical upward or downward trend in the level of the MXEF during any period set forth above is not an indication that the level of the MXEF is more or less likely to increase or decrease at any time over the term of the notes.

Capped Leveraged Index Return Notes[®]

Linked to a Global Equity Index Basket, due July , 2018



Before investing in the notes, you should consult publicly available sources for the levels of the MXEF.

License Agreement

Our right to use the MSCI Indices in connection with the notes is subject to a license agreement between us and MSCI. In connection with that license, please note the following:

THE NOTES ARE NOT SPONSORED, ENDORSED, SOLD, OR PROMOTED BY MSCI, ANY OF ITS AFFILIATES, ANY OF ITS INFORMATION PROVIDERS, OR ANY OTHER THIRD PARTY INVOLVED IN, OR RELATED TO, COMPILING, COMPUTING, OR CREATING THE MSCI INDICES (COLLECTIVELY, THE "MSCI PARTIES"). THE MSCI INDICES ARE THE EXCLUSIVE PROPERTY OF MSCI. MSCI AND THE MSCI INDICES ARE SERVICE MARKS OF MSCI OR ITS AFFILIATES AND HAVE BEEN LICENSED TO US FOR USE FOR CERTAIN PURPOSES. THE NOTES HAVE NOT BEEN PASSED ON BY ANY OF THE MSCI PARTIES AS TO THEIR LEGALITY OR SUITABILITY WITH RESPECT TO ANY PERSON OR ENTITY AND NONE OF THE MSCI PARTIES MAKES ANY WARRANTIES OR BEARS ANY LIABILITY WITH RESPECT TO THE NOTES. WITHOUT LIMITING THE GENERALITY OF THE FOREGOING, NONE OF THE MSCI PARTIES MAKES ANY REPRESENTATION OR WARRANTY, EXPRESS OR IMPLIED, TO US OR OWNERS OF THE NOTES OR ANY OTHER PERSON OR ENTITY REGARDING THE ADVISABILITY OF INVESTING IN ANY SECURITIES GENERALLY OR IN THIS OFFERING PARTICULARLY OR THE ABILITY OF ANY MSCI INDEX TO TRACK CORRESPONDING STOCK MARKET PERFORMANCE. MSCI OR ITS AFFILIATES ARE THE LICENSORS OF CERTAIN TRADEMARKS, SERVICE MARKS, AND TRADE NAMES AND OF THE MSCI INDICES, WHICH ARE DETERMINED, COMPOSED, AND CALCULATED BY MSCI WITHOUT REGARD TO THE NOTES, TO US, TO THE OWNERS OF THE NOTES, OR TO ANY OTHER PERSON OR ENTITY. NONE OF THE MSCI PARTIES HAS ANY OBLIGATION TO TAKE THE NEEDS OF US OR OWNERS OF THE NOTES OR ANY OTHER PERSON OR ENTITY INTO CONSIDERATION IN DETERMINING, COMPOSING, OR CALCULATING THE MSCI INDICES. NONE OF THE MSCI PARTIES IS RESPONSIBLE FOR OR HAS PARTICIPATED IN THE DETERMINATION OF THE TIMING OF, PRICES AT, OR QUANTITIES OF THE NOTES TO BE ISSUED OR IN THE DETERMINATION OR CALCULATION OF THE AMOUNT THAT MAY BE PAID AT MATURITY ON THE NOTES. NONE OF THE MSCI PARTIES HAS ANY OBLIGATION OR LIABILITY TO US OR TO OWNERS OF THE NOTES OR ANY OTHER PERSON OR ENTITY IN CONNECTION WITH THE ADMINISTRATION, MARKETING OR, OFFERING OF THE NOTES.

Supplement to the Plan of Distribution; Conflicts of Interest

Under our distribution agreement with MLPF&S, MLPF&S will purchase the notes from us as principal at the public offering price indicated on the cover of this term sheet, less the indicated underwriting discount.

MLPF&S, a broker-dealer subsidiary of BAC, is a member of the Financial Industry Regulatory Authority, Inc. ("FINRA") and will participate as selling agent in the distribution of the notes. Accordingly, offerings of the notes will conform to the requirements of Rule 5121 applicable to FINRA members. MLPF&S may not make sales in this offering to any of its discretionary accounts without the prior written approval of the account holder.

We may deliver the notes against payment therefor in New York, New York on a date that is greater than three business days following the pricing date. Under Rule 15c6-1 of the Securities Exchange Act of 1934, trades in the secondary market generally are required to settle in three business days, unless the parties to any such trade expressly agree otherwise. Accordingly, if the initial settlement of the notes occurs more than three business days from the pricing date, purchasers who wish to trade the notes more than three business days prior to the original issue date will be required to specify alternative settlement arrangements to prevent a failed settlement.

The notes will not be listed on any securities exchange. In the original offering of the notes, the notes will be sold in minimum investment amounts of 100 units. If you place an order to purchase the notes, you are consenting to MLPF&S acting as a principal in effecting the transaction for your account.

MLPF&S may repurchase and resell the notes, with repurchases and resales being made at prices related to then-prevailing market prices or at negotiated prices and these will include MLPF&S's trading commissions and mark-ups. MLPF&S may act as principal or agent in these market-making transactions; however, it is not obligated to engage in any such transactions. At MLPF&S's discretion, for a short, undetermined initial period after the issuance of the notes, MLPF&S may offer to buy the notes in the secondary market at a price that may exceed the initial estimated value of the notes. Any price offered by MLPF&S for the notes will be based on then-prevailing market conditions and other considerations, including the performance of the Basket and the remaining term of the notes. However, neither we nor any of our affiliates is obligated to purchase your notes at any price, or at any time, and we cannot assure you that we or any of our affiliates will purchase your notes at a price that equals or exceeds the initial estimated value of the notes.

The value of the notes shown on your account statement will be based on MLPF&S's estimate of the value of the notes if MLPF&S or another of our affiliates were to make a market in the notes, which it is not obligated to do. That estimate will be based upon the price that MLPF&S may pay for the notes in light of then-prevailing market conditions and other considerations, as mentioned above, and will include transaction costs. At certain times, this price may be higher than or lower than the initial estimated value of the notes.

An investor's household, as referenced on the cover of this term sheet, will generally include accounts held by any of the following, as determined by MLPF&S in its discretion and acting in good faith based upon information then available to MLPF&S:

- the investor's spouse (including a domestic partner), siblings, parents, grandparents, spouse's parents, children and grandchildren, but excluding accounts held by aunts, uncles, cousins, nieces, nephews or any other family relationship not directly above or below the individual investor;
- a family investment vehicle, including foundations, limited partnerships and personal holding companies, but only if the beneficial owners of the vehicle consist solely of the investor or members of the investor's household as described above; and
- a trust where the grantors and/or beneficiaries of the trust consist solely of the investor or members of the investor's household as described above; provided that, purchases of the notes by a trust generally cannot be aggregated together with any purchases made by a trustee's personal account.

Purchases in retirement accounts will not be considered part of the same household as an individual investor's personal or other non-retirement account, except for individual retirement accounts ("IRAs"), simplified employee pension plans ("SEPs"), savings incentive match plan for employees ("SIMPLEs"), and single-participant or owners only accounts (i.e., retirement accounts held by self-employed individuals, business owners or partners with no employees other than their spouses).

Please contact your Merrill Lynch financial advisor if you have any questions about the application of these provisions to your specific circumstances or think you are eligible.

Structuring the Notes

The notes are our debt securities, the return on which is linked to the performance of the Basket. As is the case for all of our debt securities, including our market-linked notes, the economic terms of the notes reflect our actual or perceived creditworthiness at the time of pricing. In addition, because market-linked notes result in increased operational, funding and liability management costs to us, we typically borrow the funds under these notes at a rate that is more favorable to us than the rate that we might pay for a conventional fixed or floating rate debt security. This rate, which we refer to in this term sheet as our internal funding rate, is typically lower than the rate we would pay when we issue conventional fixed or floating rate debt securities. This generally results in a lower internal funding rate, which is reflected in the economic terms of the notes, along with the fees and charges associated with market-linked notes, typically results in the initial estimated value of the notes on the pricing date being less than their public offering price.

Capped Leveraged Index Return Notes[®]

Linked to a Global Equity Index Basket, due July , 2018



At maturity, we are required to pay the Redemption Amount to holders of the notes, which will be calculated based on the performance of the Basket and the \$10 per unit principal amount. In order to meet these payment obligations, at the time we issue the notes, we may choose to enter into certain hedging arrangements (which may include call options, put options or other derivatives) with MLPF&S or one of its affiliates. The terms of these hedging arrangements are determined by seeking bids from market participants, including MLPF&S and its affiliates, and take into account a number of factors, including our creditworthiness, interest rate movements, the volatility of the Basket Components, the tenor of the notes and the tenor of the hedging arrangements. The economic terms of the notes and their initial estimated value depend in part on the terms of these hedging arrangements.

MLPF&S has advised us that the hedging arrangements will include a hedging related charge of approximately \$0.075 per unit, reflecting an estimated profit to be credited to MLPF&S from these transactions. Since hedging entails risk and may be influenced by unpredictable market forces, additional profits and losses from these hedging arrangements may be realized by MLPF&S or any third party hedge providers.

For further information, see "Risk Factors—General Risks Relating to LIRNs" beginning on page PS-6 and "Use of Proceeds" on page PS-15 of product supplement EQUITY INDICES LIRN-1.

Summary Tax Consequences

You should consider the U.S. federal income tax consequences of an investment in the notes, including the following:

- There is no statutory, judicial, or administrative authority directly addressing the characterization of the notes.
- You agree with us (in the absence of an administrative determination, or judicial ruling to the contrary) to characterize and treat the notes for all tax purposes as a single financial contract with respect to the Basket.
- Under this characterization and tax treatment of the notes, a U.S. Holder (as defined beginning on page 99 of the prospectus) generally will recognize capital gain or loss upon maturity or upon a sale or exchange of the notes prior to maturity. This capital gain or loss generally will be long-term capital gain or loss if you held the notes for more than one year.
- No assurance can be given that the IRS or any court will agree with this characterization and tax treatment.

You should consult your own tax advisor concerning the U.S. federal income tax consequences to you of acquiring, owning, and disposing of the notes, as well as any tax consequences arising under the laws of any state, local, foreign, or other tax jurisdiction and the possible effects of changes in U.S. federal or other tax laws. You should review carefully the discussion under the section entitled "U.S. Federal Income Tax Summary" beginning on page PS-25 of product supplement EQUITY INDICES LIRN-1.

Where You Can Find More Information

We have filed a registration statement (including a product supplement, a prospectus supplement, and a prospectus) with the SEC for the offering to which this term sheet relates. Before you invest, you should read the Note Prospectus, including this term sheet, and the other documents that we have filed with the SEC, for more complete information about us and this offering. You may get these documents without cost by visiting EDGAR on the SEC website at www.sec.gov. Alternatively, we, any agent, or any dealer participating in this offering will arrange to send you these documents if you so request by calling MLPF&S toll-free at 1-800-294-1322.

Market-Linked Investments Classification



MLPF&S classifies certain market-linked investments (the "Market-Linked Investments") into categories, each with different investment characteristics. The following description is meant solely for informational purposes and is not intended to represent any particular Enhanced Return Market-Linked Investment or guarantee any performance.

Enhanced Return Market-Linked Investments are short- to medium-term investments that offer you a way to enhance exposure to a particular market view without taking on a similarly enhanced level of market downside risk. They can be especially effective in a flat to moderately positive market (or, in the case of bearish investments, a flat to moderately negative market). In exchange for the potential to receive better-than market returns on the linked asset, you must generally accept market downside risk and capped upside potential. As these investments are not market downside protected, and do not assure full repayment of principal at maturity, you need to be prepared for the possibility that you may lose all or part of your investment.

"Leveraged Index Return Notes[®]" and "LIRNs[®]" are our registered service marks.

