

Units
\$10 principal amount per unit
CUSIP No.

Pricing Date* July , 2017
Settlement Date* August , 2017
Maturity Date* July , 2021

*Subject to change based on the actual date the notes are priced for initial sale to the public (the "pricing date")



BofA Finance LLC

Market-Linked Step Up Notes Linked to an International Equity Index Basket

Fully and Unconditionally Guaranteed by Bank of America Corporation

- Maturity of approximately four years
- If the Basket is flat or increases up to the Step Up Value, a return of [36% to 40%]
- If the Basket increases above the Step Up Value, a return equal to the percentage increase in the Basket
- The Basket will be comprised of the MSCI EAFE[®] Index, the MSCI Emerging Markets Index, and the EURO STOXX 50[®] Index. The MSCI EAFE[®] Index will be given an initial weight of 40%, and each of the MSCI Emerging Markets Index and the EURO STOXX 50[®] Index will be given an initial weight of 30%
- 1-to-1 downside exposure to decreases in the Basket, with up to 100% of your principal at risk
- All payments occur at maturity and are subject to the credit risk of BofA Finance LLC, as issuer of the notes, and the credit risk of Bank of America Corporation, as guarantor of the notes
- No periodic interest payments
- In addition to the underwriting discount set forth below, the notes include a hedging-related charge of \$0.075 per unit. See "Structuring the Notes"
- Limited secondary market liquidity, with no exchange listing



The notes are being issued by BofA Finance LLC ("BofA Finance") and are fully and unconditionally guaranteed by Bank of America Corporation ("BAC"). There are important differences between the notes and a conventional debt security, including different investment risks and certain additional costs. See "Risk Factors" beginning on page TS-6 of this term sheet, page PS-7 of product supplement EQUITY INDICES SUN-1, page S-4 of the accompanying Series A MTN prospectus supplement and page 7 of the accompanying prospectus.

The initial estimated value of the notes as of the pricing date is expected to be between \$9.37 and \$9.65 per unit, which is less than the public offering price listed below. See "Summary" on the following page, "Risk Factors" beginning on page TS-6 of this term sheet and "Structuring the Notes" on page TS-48 of this term sheet for additional information. The actual value of your notes at any time will reflect many factors and cannot be predicted with accuracy.

None of the Securities and Exchange Commission (the "SEC"), any state securities commission, or any other regulatory body has approved or disapproved of these securities or determined if this Note Prospectus (as defined below) is truthful or complete. Any representation to the contrary is a criminal offense.

	Per Unit	Total
Public offering price ⁽¹⁾	\$10.00	\$
Underwriting discount ⁽¹⁾	\$0.25	\$
Proceeds, before expenses, to BofA Finance.....	\$9.75	\$

(1) For any purchase of 500,000 units or more in a single transaction by an individual investor or in combined transactions with the investor's household in this offering, the public offering price and the underwriting discount will be \$9.95 per unit and \$0.20 per unit, respectively. See "Supplement to the Plan of Distribution; Conflicts of Interest" below.

The notes and the related guarantee:		
Are Not FDIC Insured	Are Not Bank Guaranteed	May Lose Value

Merrill Lynch & Co.

July , 2017

Summary

The Market-Linked Step Up Notes Linked to an International Equity Index Basket, due July , 2021 (the "notes") are our senior unsecured debt securities. Payments on the notes are fully and unconditionally guaranteed by BAC. The notes and the related guarantee are not insured by the Federal Deposit Insurance Corporation or secured by collateral. **The notes will rank equally with all of BofA Finance's other unsecured and unsubordinated debt, and the related guarantee will rank equally with all of BAC's other unsecured and unsubordinated obligations. Any payments due on the notes, including any repayment of principal, will be subject to the credit risk of BofA Finance, as issuer, and BAC, as guarantor.** The notes provide you with a Step Up Payment if the Ending Value of the Market Measure, which is the global equity basket described below (the "Basket"), is equal to or greater than its Starting Value, but is not greater than the Step Up Value. If the Ending Value is greater than the Step Up Value, you will participate on a 1-for-1 basis in the increase in the level of the Index above the Starting Value. If the Ending Value is less than the Starting Value, you will lose all or a portion of the principal amount of your notes. Payments on the notes, including the amount you receive at maturity, will be calculated based on the \$10 principal amount per unit and will depend on the performance of the Basket, subject to our and BAC's credit risk. See "Terms of the Notes" below.

The Basket is comprised of the MSCI EAFE[®] Index, the MSCI Emerging Markets Index, and the EURO STOXX 50[®] Index (each a "Basket Component"). On the pricing date, the MSCI EAFE[®] Index will be given an initial weight of 40%, and each of the MSCI Emerging Markets Index and the EURO STOXX 50[®] Index will be given an initial weight of 30%.

The economic terms of the notes (including the Step Up Payment) are based on BAC's internal funding rate, which is the rate it would pay to borrow funds through the issuance of market-linked notes and the economic terms of certain related hedging arrangements. BAC's internal funding rate is typically lower than the rate it would pay when it issues conventional fixed or floating rate debt securities. This difference in funding rate, as well as the underwriting discount and the hedging related charge described below, will reduce the economic terms of the notes to you and the initial estimated value of the notes on the pricing date. Due to these factors, the public offering price you pay to purchase the notes will be greater than the initial estimated value of the notes.

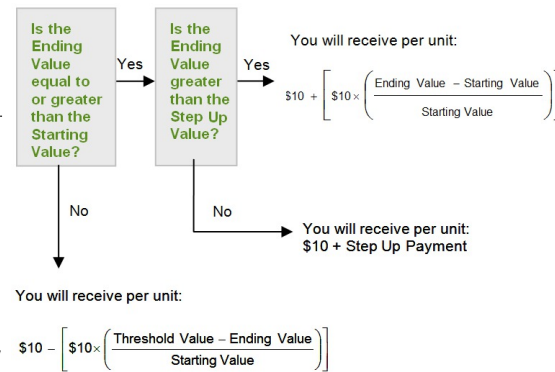
On the cover page of this term sheet, we have provided the initial estimated value range for the notes. This initial estimated value range was determined based on our BAC's and our other affiliates' pricing models, which take into consideration BAC's internal funding rate and the market prices for the hedging arrangements related to the notes. The initial estimated value of the notes calculated on the pricing date will be set forth in the final term sheet made available to investors in the notes. For more information about the initial estimated value and the structuring of the notes, see "Structuring the Notes" on page TS-18.

Terms of the Notes

Issuer:	BofA Finance LLC ("BofA Finance")
Guarantor:	Bank of America Corporation ("BAC")
Principal Amount:	\$10.00 per unit
Term:	Approximately four years
Market Measure:	An international equity index basket comprised of the MSCI EAFE [®] Index (Bloomberg symbol: "MXEA"), the MSCI Emerging Markets Index (Bloomberg symbol: "MXEF"), and the EURO STOXX 50 [®] Index (Bloomberg symbol: "SX5E"). Each Basket Component is a price return index.
Starting Value:	The Starting Value will be set to 100.00 on the pricing date.
Ending Value:	The value of the Market Measure on the scheduled calculation day. The calculation day is subject to postponement in the event of Market Disruption Events, as described beginning on page PS-21 of product supplement EQUITY INDICES SUN-1.
Step Up Value:	[136% to 140%] of the Starting Value. The actual Step Up Value will be determined on the pricing date.
Step Up Payment:	[\$3.60 to \$4.00] per unit, which represents a return of [36% to 40%] over the principal amount. The actual Step Up Payment will be determined on the pricing date.
Threshold Value:	100% of the Starting Value.
Calculation Day:	Approximately the fifth scheduled Market Measure Business Day immediately preceding the maturity date.
Fees and Charges:	The underwriting discount of \$0.25 per unit listed on the cover page and the hedging related charge of \$0.075 per unit described in "Structuring the Notes" on page TS-18.
Calculation Agent:	Merrill Lynch, Pierce, Fenner & Smith Incorporated ("MLPF&S"), an affiliate of BofA Finance.

Redemption Amount Determination

On the maturity date, you will receive a cash payment per unit determined as follows:



Because the Threshold Value for the notes is equal to the Starting Value, you will lose all or a portion of your investment if the Ending Value is less than the Starting Value.

Market-Linked Step Up Notes

Linked to an International Equity Index Basket, due July , 2021



The terms and risks of the notes are contained in this term sheet and in the following:

- Product supplement EQUITY INDICES SUN-1 dated November 28, 2016:
<http://www.sec.gov/Archives/edgar/data/70858/000119312516778291/d301449d424b5.htm>><https://www.sec.gov/Archives/edgar/data/70858/000119312516778291/d301449d424b5.htm>
- Series A MTN prospectus supplement dated November 4, 2016 and prospectus dated November 4, 2016:
<http://www.sec.gov/Archives/edgar/data/70858/000119312516760144/d266649d424b3.htm>><https://www.sec.gov/Archives/edgar/data/70858/000119312516760144/d266649d424b3.htm>

These documents (together, the "Note Prospectus") have been filed as part of a registration statement with the SEC, which may, without cost, be accessed on the SEC website as indicated above or obtained from MLPF&S by calling 1-800-294-1322. Before you invest, you should read the Note Prospectus, including this term sheet, for information about us, BAC and this offering. Any prior or contemporaneous oral statements and any other written materials you may have received are superseded by the Note Prospectus. Capitalized terms used but not defined in this term sheet have the meanings set forth in product supplement EQUITY INDICES SUN-1. Unless otherwise indicated or unless the context requires otherwise, all references in this document to "we," "us," "our," or similar references are to BofA Finance and not to BAC.

Investor Considerations

You may wish to consider an investment in the notes if:

- You anticipate that the value of the Basket will increase from the Starting Value to the Ending Value.
- You are willing to risk a loss of principal and return if the value of the Basket decreases from the Starting Value to the Ending Value.
- You are willing to forgo the interest payments that are paid on conventional interest bearing debt securities.
- You are willing to forgo dividends or other benefits of owning the stocks included in the Basket Components.
- You are willing to accept a limited or no market for sales prior to maturity, and understand that the market prices for the notes, if any, will be affected by various factors, including our and BAC's actual and perceived creditworthiness, BAC's internal funding rate and fees and charges on the notes.
- You are willing to assume our credit risk, as issuer of the notes, and BAC's credit risk, as guarantor of the notes, for all payments under the notes, including the Redemption Amount.

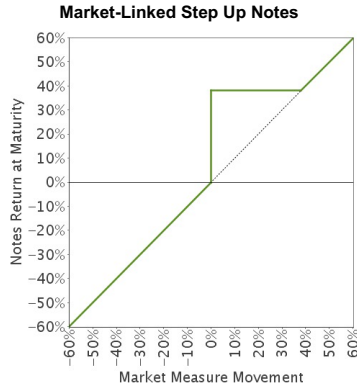
The notes may not be an appropriate investment for you if:

- You believe that the value of the Basket will decrease from the Starting Value to the Ending Value.
- You seek principal repayment or preservation of capital.
- You seek interest payments or other current income on your investment.
- You want to receive dividends or other distributions paid on the stocks included in the Basket Components.
- You seek an investment for which there will be a liquid secondary market.
- You are unwilling or are unable to take market risk on the notes to take our credit risk as issuer of the notes, or to take BAC's credit risk, as guarantor of the notes.

We urge you to consult your investment, legal, tax, accounting, and other advisors before you invest in the notes.

Hypothetical Payout Profile and Examples of Payments at Maturity

The below graph is based on hypothetical numbers and values.



This graph reflects the returns on the notes, based on the Threshold Value of 100% of the Starting Value, a Step Up Payment of \$3.80 per unit (the midpoint of the Step Up Payment range of [\$3.60 to \$4.00]) and a Step Up Value of 138% of the Starting Value (the midpoint of the Step Up Value range of [136% to 140%]). The green line reflects the returns on the notes, while the dotted gray line reflects the returns of a direct investment in the stocks included in the Basket Components, excluding dividends.

This graph has been prepared for purposes of illustration only.

The following table and examples are for purposes of illustration only. They are based on hypothetical values and show hypothetical returns on the notes. They illustrate the calculation of the Redemption Amount and total rate of return based on the Starting Value of 100, the Threshold Value of 100, a Step Up Value of 138, a Step Up Payment of \$3.80 per unit and a range of hypothetical Ending Values. **The actual amount you receive and the resulting total rate of return will depend on the actual Ending Value, Step Up Value, Step Up Payment, and whether you hold the notes to maturity.** The following examples do not take into account any tax consequences from investing in the notes.

For recent hypothetical values of the Basket, see "The Basket" section below. For recent actual levels of the Basket Components, see "The Basket Components" section below. Each Basket Component is a price return index and as such the Ending Value will not include any income generated by dividends paid on the stocks included in any of the Basket Components, which you would otherwise be entitled to receive if you invested in those stocks directly. In addition, all payments on the notes are subject to issuer and guarantor credit risk.

Ending Value	Percentage Change from the Starting Value to the Ending Value	Redemption Amount per Unit	Total Rate of Return on the Notes
0.00	-100.00%	\$0.00	-100.00%
50.00	-50.00%	\$5.00	-50.00%
80.00	-20.00%	\$8.00	-20.00%
90.00	-10.00%	\$9.00	-10.00%
94.00	-6.00%	\$9.40	-6.00%
97.00	-3.00%	\$9.70	-3.00%
100.00 ⁽¹⁾⁽²⁾	0.00%	\$13.80 ⁽³⁾	38.00%
102.00	2.00%	\$13.80	38.00%
105.00	5.00%	\$13.80	38.00%
110.00	10.00%	\$13.80	38.00%
120.00	20.00%	\$13.80	38.00%
130.00	30.00%	\$13.80	38.00%
138.00 ⁽⁴⁾	38.00%	\$13.80	38.00%
140.00	40.00%	\$14.00	40.00%
150.00	50.00%	\$15.00	50.00%
154.00	54.00%	\$15.40	54.00%
160.00	60.00%	\$16.00	60.00%

- (1) The Starting Value will be set to 100.00 on the pricing date.
- (2) This is the Threshold Value.
- (3) This amount represents the sum of the principal amount and the hypothetical Step Up Payment of \$3.80.
- (4) This is the hypothetical Step Up Value.

Redemption Amount Calculation Examples

Example 1

The Ending Value is 90.00, or 90.00% of the Starting Value:

Starting Value: 100.00

Threshold Value: 100.00

Ending Value: 90.00

$$\$10 - \left[\$10 \times \left(\frac{100 - 90}{100} \right) \right] = \$9.00 \text{ Redemption Amount per unit}$$

Example 2

The Ending Value is 110.00, or 110.00% of the Starting Value:

Starting Value: 100.00

Step Up Value: 138.00

Ending Value: 110.00

$$\$10.00 + \$3.80 = \$13.80 \text{ Redemption Amount per unit, the principal amount plus the Step Up Payment, since the Ending Value is equal to or greater than the Starting Value, but less than the Step Up Value.}$$

Example 3

The Ending Value is 154.00, or 154.00% of the Starting Value:

Starting Value: 100.00

Step Up Value: 138.00

Ending Value: 154.00

$$\$10 + \left[\$10 \times \left(\frac{154 - 100}{100} \right) \right] = \$15.40 \text{ Redemption Amount per unit}$$

Risk Factors

There are important differences between the notes and a conventional debt security. An investment in the notes involves significant risks, including those listed below. You should carefully review the more detailed explanation of risks relating to the notes in the "Risk Factors" sections beginning on page PS-7 of product supplement EQUITY INDICES SUN-1, page S-4 of the Series A MTN prospectus supplement, and page 7 of the prospectus identified above. We also urge you to consult your investment, legal, tax, accounting, and other advisors before you invest in the notes.

- Depending on the performance of the Basket as measured shortly before the maturity date, your investment may result in a loss; there is no guaranteed return of principal.
- Your return on the notes may be less than the yield you could earn by owning a conventional fixed or floating rate debt security of comparable maturity.
- Payments on the notes are subject to our credit risk, and the credit risk of BAC, and actual or perceived changes in our or BAC's creditworthiness are expected to affect the value of the notes. If we and BAC become insolvent or are unable to pay our respective obligations, you may lose your entire investment.
- Your investment return may be less than a comparable investment directly in the stocks included in the Basket Components.
- We are a finance subsidiary and, as such, will have limited assets and operations.
- BAC's obligations under its guarantee of the notes will be structurally subordinated to liabilities of its subsidiaries
- The notes issued by us will not have the benefit of any cross-default or cross-acceleration with other indebtedness of BofA Finance or BAC: events of bankruptcy or insolvency or resolution proceedings relating to BAC and covenant breach by BAC will not constitute an event of default with respect to the notes
- The initial estimated value of the notes considers certain assumptions and variables and relies in part on certain forecasts about future events, which may prove to be incorrect. The initial estimated value of the notes is an estimate only, determined as of a particular point in time by reference to our and our affiliates' pricing models. These pricing models consider certain assumptions and variables, including our credit spreads and those of BAC, BAC's internal funding rate on the pricing date, mid-market terms on hedging transactions, expectations on interest rates and volatility, price-sensitivity analysis, and the expected term of the notes. These pricing models rely in part on certain forecasts about future events, which may prove to be incorrect.
- The public offering price you pay for the notes will exceed the initial estimated value. If you attempt to sell the notes prior to maturity, their market value may be lower than the price you paid for them and lower than the initial estimated value. This is due to, among other things, changes in the value of the Basket, BAC's internal funding rate, and the inclusion in the public offering price of the underwriting discount and the hedging related charge, all as further described in "Structuring the Notes" on page TS-18. These factors, together with various credit, market and economic factors over the term of the notes, are expected to reduce the price at which you may be able to sell the notes in any secondary market and will affect the value of the notes in complex and unpredictable ways.
- The initial estimated value does not represent a minimum or maximum price at which we, BAC, MLPF&S or any of our other affiliates would be willing to purchase your notes in any secondary market (if any exists) at any time. The value of your notes at any time after issuance will vary based on many factors that cannot be predicted with accuracy, including the performance of the Basket, our and BAC's creditworthiness and changes in market conditions.
- A trading market is not expected to develop for the notes. None of us, BAC or MLPF&S is obligated to make a market for, or to repurchase, the notes. There is no assurance that any party will be willing to purchase your notes at any price in any secondary market.
- BAC and its affiliates' hedging and trading activities (including trades in shares of companies included in the Basket) and any hedging and trading activities BAC or its affiliates engage in that are not for your account or on your behalf, may affect the market value and return of the notes and may create conflicts of interest with you.
- Changes in the value of one of the Basket Components may be offset by changes in the value of the other Basket Components. Due to the different Initial Component Weights, changes in the level of the MXEA will have a more substantial impact on the value of the Basket than similar changes in the level of the MXEF and the SX5E.
- The index sponsors may adjust each Basket Component in a way that affects its level, and the index sponsors have no obligation to consider your interests.
- You will have no rights of a holder of the securities represented by the Basket Components, and you will not be entitled to receive securities or dividends or other distributions by the issuers of those securities.
- While BAC and our other affiliates may from time to time own securities of companies included in the Basket Components, we, BAC and our other affiliates do not control any company included in any Basket Component, and have not verified any disclosure made by any other company.

Market-Linked Step Up Notes

Linked to an International Equity Index Basket, due July , 2021



- Your return on the notes and the value of the notes may be affected by exchange rate movements and factors affecting the international securities markets.
- There may be potential conflicts of interest involving the calculation agent, which is an affiliate of ours. We have the right to appoint and remove the calculation agent.
- The U.S. federal income tax consequences of the notes are uncertain, and may be adverse to a holder of the notes. See "Summary Tax Consequences" below and "U.S. Federal Income Tax Summary" beginning on page PS-28 of product supplement EQUITY INDICES SUN-1.

Other Terms of the Notes

Market Measure Business Day

The following definition shall supersede and replace the definition of a "Market Measure Business Day" set forth in product supplement EQUITY INDICES SUN-1 dated November 28, 2016:

A "Market Measure Business Day" means a day on which:

(A) each of the London Stock Exchange, Frankfurt Stock Exchange, Paris Bourse, Tokyo Stock Exchange (as to the MSCI EAFE[®] Index), the London Stock Exchange, Hong Kong Stock Exchange, São Paulo Stock Exchange and Korea Stock Exchange (as to the MSCI Emerging Markets Index) and the Eurex (as to the EURO STOXX 50[®] Index) (or any successor to the foregoing exchanges) are open for trading; and

(B) the Basket Components or any successors thereto are calculated and published.

The Basket

The Basket is designed to allow investors to participate in the percentage changes in the levels of the Basket Components from the Starting Value to the Ending Value of the Basket. The Basket Components are described in the section "The Basket Components" below. Each Basket Component will be assigned an initial weight on the pricing date, as set forth in the table below. For more information on the calculation of the value of the Basket, please see the section entitled "Description of the Notes — Basket Market Measures" beginning on page PS-23 of product supplement EQUITY INDICES SUN-1.

If July 6, 2017 were the pricing date, for each Basket Component, the Initial Component Weight, the closing level, the hypothetical Component Ratio and the initial contribution to the Basket value would be as follows:

Basket Component	Bloomberg Symbol	Initial Component Weight	Closing Level ⁽¹⁾⁽²⁾	Hypothetical Component Ratio ⁽¹⁾⁽³⁾	Initial Basket Value Contribution
MSCI EAFE [®] Index	MXEA	40.00	1,006.16	0.02967946	40.00
MSCI Emerging Markets Index	MXEF	30.00	1,882.57	0.02124055	30.00
EURO STOXX 50 [®] Index	SX5E	30.00	3,462.06	0.00871617	30.00
				Starting Value	100.00

- (1) The actual closing level of each Basket Component and the resulting actual Component Ratios will be determined on the pricing date, subject to adjustment as more fully described in the section entitled "Description of the Notes—Basket Market Measures—Determination of the Component Ratio for Each Basket Component" beginning on page PS-23 of product supplement EQUITY INDICES SUN-1 if a Market Disruption Event occurs on the pricing date as to any Basket Component.
- (2) These were the closing levels of the Basket Components on July 6, 2017.
- (3) Each hypothetical Component Ratio equals the Initial Component Weight of the relevant Basket Component (as a percentage) multiplied by 100, and then divided by the closing level of that Basket Component on June 30, 2017 and rounded to eight decimal places.

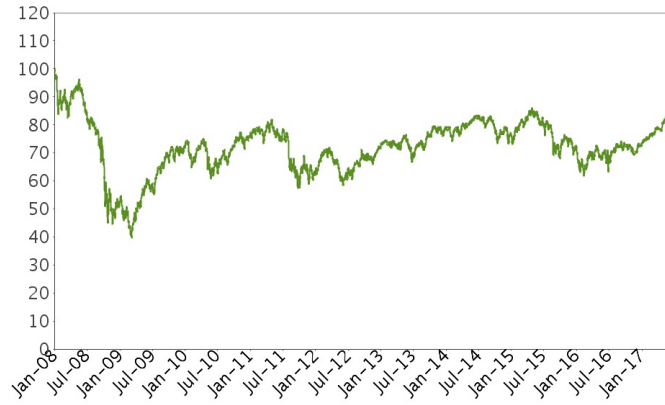
The calculation agent will calculate the value of the Basket by summing the products of the closing level for each Basket Component on the calculation day and the Component Ratio applicable to such Basket Component. If a Market Disruption Event occurs as to any Basket Component on the scheduled calculation day, the closing level of that Basket Component will be determined as more fully described beginning on page PS-24 of product supplement EQUITY INDICES SUN-1 in the section "Description of the Notes--Basket Market Measures--Observation Level or Ending Value of the Basket."

Market-Linked Step Up Notes Linked to an International Equity Index Basket, due July , 2021



While actual historical information on the Basket will not exist before the pricing date, the following graph sets forth the hypothetical historical performance of the Basket from January 1, 2008 through June 30, 2017. The graph is based upon actual daily historical levels of the Basket Components, hypothetical Component Ratios based on the closing levels of the Basket Components as of December 31, 2007, and a Basket value of 100.00 as of that date. This hypothetical historical data on the Basket is not necessarily indicative of the future performance of the Basket or what the value of the notes may be. Any hypothetical historical upward or downward trend in the value of the Basket during any period set forth below is not an indication that the value of the Basket is more or less likely to increase or decrease at any time over the term of the notes.

Hypothetical Historical Performance of the Basket



The Basket Components

All disclosures contained in this term sheet regarding the Basket Components, including, without limitation, their make-up, method of calculation, and changes in their components, have been derived from publicly available sources. The information reflects the policies of, and is subject to change by, MSCI, Inc. and STOXX Limited (the "index sponsors"). The index sponsors, which license the copyright and all other rights to the Basket Components, have no obligation to continue to publish, and may discontinue publication of, the Basket Components. The consequences of the index sponsors discontinuing publication of the Basket Components are discussed in the section entitled "Description of the Notes—Discontinuance of an Index" on page PS-22 of product supplement EQUITY INDICES SUN-1. None of us, BAC, the calculation agent, or MLPF&S accepts any responsibility for the calculation, maintenance or publication of the Basket Components or any successor indices.

The MSCI EAFE[®] Index and the MSCI Emerging Markets Index

The MSCI EAFE[®] Index (the "MXEA") is intended to measure equity market performance in developed market countries, excluding the U.S. and Canada. The MXEA is a free float-adjusted market capitalization equity index with a base date of December 31, 1969 and an initial value of 100. The MXEA is calculated daily in U.S. dollars and published in real time every 60 seconds during market trading hours. As of June 30, 2017, the Index consists of the following 23 emerging market country indices: Brazil, Chile, China, Colombia, Czech Republic, Egypt, Greece, Hungary, India, Indonesia, Korea, Malaysia, Mexico, Peru, Philippines, Poland, Qatar, Russia, South Africa, Taiwan, Thailand, Turkey and the United Arab Emirates.

As of June 30, 2017, the five largest country weights were China (27.9%), South Korea (15.6%), Taiwan (12.5%), India (8.8%), and Brazil (6.6%) and the five largest sector weights were Information Technology (26.6%), Financials (23.6%), Consumer Discretionary (10.6%), Materials (7.1%), and Consumer Staples (6.8%).

The MXEA is part of the MSCI Regional Equity Indices series and is an MSCI Global Investable Market Index, which is a family within the MSCI International Equity Indices.

The MSCI Emerging Markets Index

The MSCI Emerging Markets Index (the "MXEF") is intended to measure equity market performance in the global emerging markets. The MXEF is a free float—adjusted market capitalization index with a base date of December 31, 1987 and an initial value of 100. The MXEF is calculated daily in U.S. dollars and published in real time every 60 seconds during market trading hours. The MXEF has a base value of 100.00 and a base date of December 31, 1987. As of May 31, 2016, the MXEF consists of the following 23 emerging market country indices: Brazil, Chile, China, Colombia, Czech Republic, Egypt, Greece, Hungary, India, Indonesia, Malaysia, Mexico, Peru, Philippines, Poland, Russia, Qatar, South Africa, South Korea, Taiwan, Thailand, Turkey and United Arab Emirates.

As of May 31, 2016, the five largest country weights were China (24.36%), South Korea (15.30%), Taiwan (12.35%), India (8.58%), and South Africa (7.17%) and the five largest sector weights were Financials (27.10%), Information Technology (21.06%), Consumer Discretionary (9.84%), Consumer Staples (8.60%), and Energy (7.74%).

Each of the MXEF and the MXEF is a "MSCI Index."

The Country Indices

Each country's index included in an MSCI Index is referred to as a "Country Index." Under the MSCI methodology, each Country Index is an "MSCI Global Standard Index." The components of each Country Index used to be selected by the index sponsor from among the universe of securities eligible for inclusion in the relevant Country Index so as to target an 85% free float-adjusted market representation level within each of a number of industry groups, subject to adjustments to (i) provide for sufficient liquidity, (ii) reflect foreign investment restrictions (only those securities that can be held by non-residents of the country corresponding to the relevant Country Index are included) and (iii) meet certain other investability criteria. Following a change in the index sponsor's methodology implemented in May 2008, the 85% target is now measured at the level of the country universe of eligible securities rather than the industry group level—so each Country Index will seek to include the securities that represent 85% of the free float-adjusted market capitalization of all securities eligible for inclusion—but will still be subject to liquidity, foreign investment restrictions and other investability adjustments. The index sponsor defines "free float" as total shares excluding shares held by strategic investors such as governments, corporations, controlling shareholders and management, and shares subject to foreign ownership restrictions.

Calculation of the Country Indices

Each Country Index is a free float-adjusted market capitalization index that is designed to measure the market performance, including price performance, of the equity securities in that country. Each Country Index is calculated in the relevant local currency as well as in U.S. dollars, with price, gross and net returns.

Each component is included in the relevant Country Index at a weight that reflects the ratio of its free float-adjusted market capitalization (e., free public float multiplied by price) to the free float-adjusted market capitalization of all the components in that Country Index. The index sponsor defines the free float of a security as the proportion of shares outstanding that is deemed to be available for purchase in the public equity markets by international investors.

Calculation of the MSCI Indices

The performance of a MSCI Index on any given day represents the weighted performance of all of the components included in all of the Country Indices. Each component in a MSCI Index is included at a weight that reflects the ratio of its free float-adjusted market

capitalization (*i.e.*, free public float multiplied by price) to the free float-adjusted market capitalization of all the components included in all of the Country Indices.

Maintenance of and Changes to the MSCI Indices

The index sponsor maintains the MSCI Indices with the objective of reflecting, on a timely basis, the evolution of the underlying equity markets and segments. In maintaining the indices, emphasis is also placed on continuity, continuous investibility of the constituents, replicability, index stability and low turnover in the indices.

As part of the changes to the index sponsor's methodology which became effective in May 2008, maintenance of the indices falls into three broad categories:

- semi-annual reviews, which will occur each May and November and will involve a comprehensive reevaluation of the market, the universe of eligible securities and other factors involved in composing the indices;
- quarterly reviews, which will occur each February, May, August and November and will focus on significant changes in the market since the last semi-annual review and on including significant new eligible securities (such as IPOs, which were not eligible for earlier inclusion in the indices); and
- ongoing event-related changes, which will generally be reflected in the indices at the time of the event and will include changes resulting from mergers, acquisitions, spin-offs, bankruptcies, reorganizations and other similar corporate events.

Based on these reviews, additional components may be added, and current components may be removed, at any time. The index sponsor generally announces all changes resulting from semi-annual reviews, quarterly reviews and ongoing events in advance of their implementation, although in exceptional cases they may be announced during market hours for same or next day implementation.

None of us, BAC, MLPF&S or any of our other affiliates accepts any responsibility for the calculation, maintenance, or publication of, or for any error, omission, or disruption in, the MSCI Indices. The index sponsor does not guarantee the accuracy or the completeness of the MSCI Indices or any data included in the MSCI Indices. The index sponsor assumes no liability for any errors, omissions, or disruption in the calculation and dissemination of the MSCI Indices. The index sponsor disclaims all responsibility for any errors or omissions in the calculation and dissemination of the MSCI Indices or the manner in which the MSCI Indices is applied in determining the amount payable on the notes at maturity.

Prices and Exchange Rates

Prices

The prices used to calculate the MSCI Indices are the official exchange closing prices or those figures accepted as such. The index sponsor reserves the right to use an alternative pricing source on any given day.

Exchange Rates

The index sponsor uses the closing spot rates published by WM / Reuters at 4:00 p.m., London time. The index sponsor uses WM / Reuters rates for all countries for which it provides indices.

In case WM/Reuters does not provide rates for specific markets on given days (for example Christmas Day and New Year's Day), the previous business day's rates are normally used. The index sponsor independently monitors the exchange rates on all its indices and may, under exceptional circumstances, elect to use an alternative exchange rate if the WM / Reuters rates are not available, or if the index sponsor determines that the WM / Reuters rates are not reflective of market circumstances for a given currency on a particular day. In such circumstances, an announcement would be sent to clients with the related information. If appropriate, the index sponsor may conduct a consultation with the investment community to gather feedback on the most relevant exchange rate.

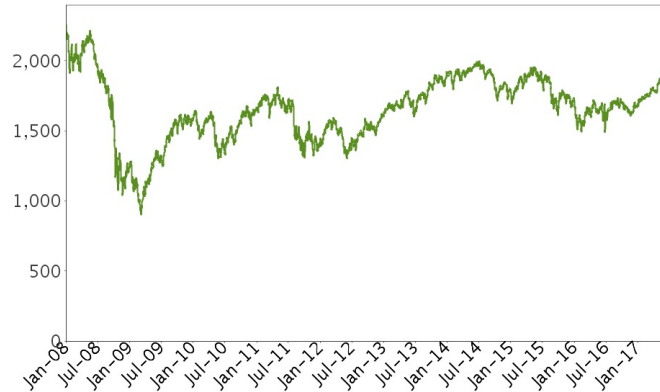
Market-Linked Step Up Notes

Linked to an International Equity Index Basket, due July , 2021



The following graph shows the daily historical performance of the MKEA in the period from January 1, 2008 through June 30, 2017. We obtained this historical data from Bloomberg L.P. We have not independently verified the accuracy or completeness of the information obtained from Bloomberg L.P. On June 30, 2017, the closing level of the MKEA was 1,883.19.

Historical Performance of the MSCI EAFE® Index

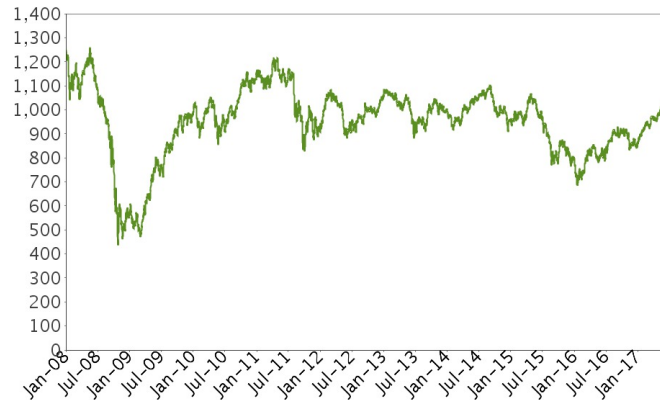


This historical data on the MKEA is not necessarily indicative of the future performance of the MKEA or what the value of the notes may be. Any historical upward or downward trend in the level of the MKEA during any period set forth above is not an indication that the level of the MKEA is more or less likely to increase or decrease at any time over the term of the notes.

Before investing in the notes, you should consult publicly available sources for the levels of the MKEA.

The following graph shows the daily historical performance of the MXEF in the period from January 1, 2008 through June 30, 2017. We obtained this historical data from Bloomberg L.P. We have not independently verified the accuracy or completeness of the information obtained from Bloomberg L.P. On June 30, 2017, the closing level of the MXEF was 1,010.80.

Historical Performance of the MSCI Emerging Markets Index



This historical data on the MXEF is not necessarily indicative of the future performance of the MXEF or what the value of the notes may be. Any historical upward or downward trend in the level of the MXEF during any period set forth above is not an indication that the level of the MXEF is more or less likely to increase or decrease at any time over the term of the notes.

Market-Linked Step Up Notes

Linked to an International Equity Index Basket, due July , 2021



Before investing in the notes, you should consult publicly available sources for the levels of the MKEF.

License Agreement

Our right to use the MSCI Indices in connection with the notes is subject to a license agreement between us and MSCI. In connection with that license, please note the following:

THE NOTES ARE NOT SPONSORED, ENDORSED, SOLD, OR PROMOTED BY MSCI, ANY OF ITS AFFILIATES, ANY OF ITS INFORMATION PROVIDERS, OR ANY OTHER THIRD PARTY INVOLVED IN, OR RELATED TO, COMPILING, COMPUTING, OR CREATING THE MSCI INDICES (COLLECTIVELY, THE "MSCI PARTIES"). THE MSCI INDICES ARE THE EXCLUSIVE PROPERTY OF MSCI. MSCI AND THE MSCI INDICES ARE SERVICE MARKS OF MSCI OR ITS AFFILIATES AND HAVE BEEN LICENSED TO US FOR USE FOR CERTAIN PURPOSES. THE NOTES HAVE NOT BEEN PASSED ON BY ANY OF THE MSCI PARTIES AS TO THEIR LEGALITY OR SUITABILITY WITH RESPECT TO ANY PERSON OR ENTITY AND NONE OF THE MSCI PARTIES MAKES ANY WARRANTIES OR BEARS ANY LIABILITY WITH RESPECT TO THE NOTES. WITHOUT LIMITING THE GENERALITY OF THE FOREGOING, NONE OF THE MSCI PARTIES MAKES ANY REPRESENTATION OR WARRANTY, EXPRESS OR IMPLIED, TO US OR OWNERS OF THE NOTES OR ANY OTHER PERSON OR ENTITY REGARDING THE ADVISABILITY OF INVESTING IN ANY SECURITIES GENERALLY OR IN THIS OFFERING PARTICULARLY OR THE ABILITY OF ANY MSCI INDEX TO TRACK CORRESPONDING STOCK MARKET PERFORMANCE. MSCI OR ITS AFFILIATES ARE THE LICENSORS OF CERTAIN TRADEMARKS, SERVICE MARKS, AND TRADE NAMES AND OF THE MSCI INDICES, WHICH ARE DETERMINED, COMPOSED, AND CALCULATED BY MSCI WITHOUT REGARD TO THE NOTES, TO US, TO THE OWNERS OF THE NOTES, OR TO ANY OTHER PERSON OR ENTITY. NONE OF THE MSCI PARTIES HAS ANY OBLIGATION TO TAKE THE NEEDS OF US OR OWNERS OF THE NOTES OR ANY OTHER PERSON OR ENTITY INTO CONSIDERATION IN DETERMINING, COMPOSING, OR CALCULATING THE MSCI INDICES. NONE OF THE MSCI PARTIES IS RESPONSIBLE FOR OR HAS PARTICIPATED IN THE DETERMINATION OF THE TIMING OF, PRICES AT, OR QUANTITIES OF THE NOTES TO BE ISSUED OR IN THE DETERMINATION OR CALCULATION OF THE AMOUNT THAT MAY BE PAID AT MATURITY ON THE NOTES. NONE OF THE MSCI PARTIES HAS ANY OBLIGATION OR LIABILITY TO US OR TO OWNERS OF THE NOTES OR ANY OTHER PERSON OR ENTITY IN CONNECTION WITH THE ADMINISTRATION, MARKETING OR, OFFERING OF THE NOTES.

Market-Linked Step Up Notes

Linked to an International Equity Index Basket, due July , 2021



The EURO STOXX 50[®] Index

The EURO STOXX 50[®] Index (the "SX5E") was created by STOXX Limited ("STOXX"), which is part of the Deutsche Börse Group. Publication of the SX5E began in February 1998, based on an initial Index level of 1,000 at December 31, 1991. On March 1, 2010, STOXX announced the removal of the "Dow Jones" prefix from all of its indices, including the SX5E.

Index Composition and Maintenance

For each of the 19 EURO STOXX regional supersector indices, the stocks are ranked in terms of free-float market capitalization. The largest stocks are added to the selection list until the coverage is close to, but still less than, 60% of the free-float market capitalization of the corresponding supersector index. If the next highest-ranked stock brings the coverage closer to 60% in absolute terms, then it is also added to the selection list. All current stocks in the SX5E are then added to the selection list. All of the stocks on the selection list are then ranked in terms of free-float market capitalization to produce the final index selection list. The largest 40 stocks on the selection list are selected; the remaining 10 stocks are selected from the largest remaining current stocks ranked between 41 and 60; if the number of stocks selected is still below 50, then the largest remaining stocks are selected until there are 50 stocks. In exceptional cases, STOXX's management board can add stocks to and remove them from the selection list.

The SX5E components are subject to a capped maximum index weight of 10%, which is applied on a quarterly basis

The composition of the SX5E is reviewed annually, based on the closing stock data on the last trading day in August. Changes in the composition of the SX5E are made to ensure that the SX5E includes the 50 market sector leaders from within the EURO STOXX[®] Index.

The free float factors for each component stock used to calculate the SX5E, as described below, are reviewed, calculated, and implemented on a quarterly basis and are fixed until the next quarterly review.

The SX5E is subject to a "fast exit rule." The SX5E components are monitored for any changes based on the monthly selection list ranking. A stock is deleted from the SX5E if: (a) it ranks 75 or below on the monthly selection list and (b) it has been ranked 75 or below for a consecutive period of two months in the monthly selection list. The highest-ranked stock that is not an index component will replace it. Changes will be implemented on the close of the fifth trading day of the month, and are effective the next trading day.

The SX5E is also subject to a "fast entry rule." All stocks on the latest selection lists and initial public offering (IPO) stocks are reviewed for a fast-track addition on a quarterly basis. A stock is added, if (a) it qualifies for the latest STOXX blue-chip selection list generated end of February, May, August or November and (b) it ranks within the "lower buffer" on this selection list.

The SX5E is also reviewed on an ongoing basis. Corporate actions (including initial public offerings, mergers and takeovers, spin-offs, delistings, and bankruptcy) that affect the SX5E composition are immediately reviewed. Any changes are announced, implemented, and effective in line with the type of corporate action and the magnitude of the effect.

Index Calculation

The SX5E is calculated with the "Laspeyres formula," which measures the aggregate price changes in the component stocks against a fixed base quantity weight. The formula for calculating the index value can be expressed as follows:

$$\text{Index} = \frac{\text{Free float market capitalization of the Index}}{\text{Adjusted base date market capitalization of the Index}} \times 1,000$$

The "free float market capitalization of the index" is equal to the sum of the product of the closing price, number of shares outstanding, free float factor, and weighting cap factor, for each component stock as of the time the SX5E is being calculated.

The SX5E is also subject to a divisor, which is adjusted to maintain the continuity of the index values across changes due to corporate actions, such as the deletion and addition of stocks, the substitution of stocks, stock dividends, and stock splits.

None of us, BAC, MLPF&S or any of our other affiliates accepts any responsibility for the calculation, maintenance, or publication of, or for any error, omission, or disruption in, the SX5E or any successor to the SX5E. STOXX does not guarantee the accuracy or the completeness of the SX5E or any data included in the SX5E. STOXX assumes no liability for any errors, omissions, or disruption in the calculation and dissemination of the SX5E. STOXX disclaims all responsibility for any errors or omissions in the calculation and dissemination of the SX5E or the manner in which the SX5E is applied in determining the amount payable on the notes at maturity.

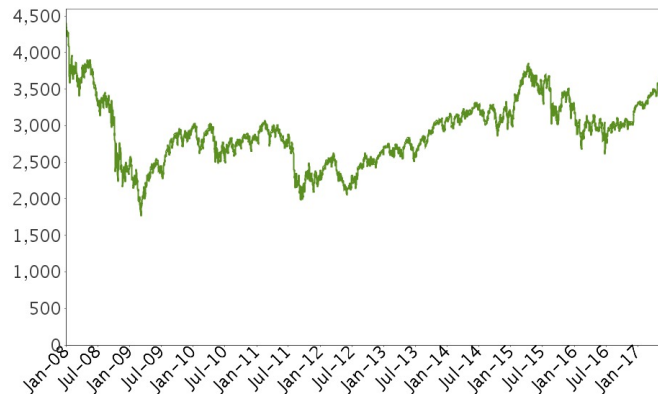
Market-Linked Step Up Notes

Linked to an International Equity Index Basket, due July , 2021



The following graph shows the daily historical performance of the SX5E in the period from January 1, 2008 through June 30, 2017. We obtained this historical data from Bloomberg L.P. We have not independently verified the accuracy or completeness of the information obtained from Bloomberg L.P. On June 30, 2017, the closing level of the SX5E was 3,441.88.

Historical Performance of the EURO STOXX 50® Index



This historical data on the SX5E is not necessarily indicative of the future performance of the SX5E or what the value of the notes may be. Any historical upward or downward trend in the level of the SX5E during any period set forth above is not an indication that the level of the SX5E is more or less likely to increase or decrease at any time over the term of the notes.

Before investing in the notes, you should consult publicly available sources for the levels of the SX5E.

License Agreement

One of our subsidiaries has entered into a non-exclusive license agreement with STOXX providing for the license to and certain of its affiliated companies, including us, of the right to use indices owned and published by STOXX (including the Index) in connection with certain securities, including the notes.

The license agreement requires that the following language be stated in this term sheet:

"STOXX Limited, Deutsche Borse Group and their licensors, research partners or data providers have no relationship to us other than the licensing of the EURO STOXX 50® Index and the related trademarks for use in connection with the notes.

STOXX, Deutsche Borse Group and their licensors, research partners or data providers do not:

- sponsor, endorse, sell or promote the notes.
- recommend that any person invest in the notes or any other securities.
- have any responsibility or liability for or make any decisions about the timing, amount or pricing of the notes.
- have any responsibility or liability for the administration, management or marketing of the notes.
- consider the needs of the notes or the owners of the notes in determining, composing or calculating the Index or have any obligation to do so.

STOXX, Deutsche Borse Group and their licensors, research partners or data providers give no warranty, and exclude any liability (whether in negligence or otherwise), in connection with the notes or their performance.

STOXX does not assume any contractual relationship with the purchasers of the notes or any other third parties.

Specifically,

- STOXX, Deutsche Borse Group and their licensors, research partners or data providers do not give any warranty, express or implied, and exclude any liability about:
 - The results to be obtained by the notes, the owner of the notes or any other person in connection with the use of the Index and the data included in the Index;
 - The accuracy, timeliness, and completeness of the Index and its data;

Market-Linked Step Up Notes Linked to an International Equity Index Basket, due July , 2021



- The merchantability and the fitness for a particular purpose or use of the Index and its data;
- The performance of the notes generally.
 - STOXX, Deutsche Borse Group and their licensors, research partners or data providers give no warranty and exclude any liability, for any errors, omissions or interruptions in the Index or its data;
 - Under no circumstances will STOXX, Deutsche Borse Group or their licensors, research partners or data providers be liable (whether in negligence or otherwise) for any lost profits or indirect, punitive, special or consequential damages or losses, arising as a result of such errors, omissions or interruptions in the Index or its data or generally in relation to the notes, even in circumstances where STOXX, Deutsche Borse Group or their licensors, research partners or data providers are aware that such loss or damage may occur.

The licensing agreement discussed above is solely for our benefit and that of STOXX, and not for the benefit of the owners of the notes or any other third parties."

Supplement to the Plan of Distribution; Conflicts of Interest

Under our distribution agreement with MLPF&S, MLPF&S will purchase the notes from us as principal at the public offering price indicated on the cover of this term sheet, less the indicated underwriting discount.

MLPF&S, a broker-dealer subsidiary of BAC, is a member of the Financial Industry Regulatory Authority, Inc. ("FINRA") and will participate as selling agent in the distribution of the notes. Accordingly, offerings of the notes will conform to the requirements of Rule 5121 applicable to FINRA members. MLPF&S may not make sales in this offering to any of its discretionary accounts without the prior written approval of the account holder.

We may deliver the notes against payment therefor in New York, New York on a date that is greater than three business days following the pricing date. Under Rule 15c6-1 of the Securities Exchange Act of 1934, trades in the secondary market generally are required to settle in three business days, unless the parties to any such trade expressly agree otherwise. Accordingly, if the initial settlement of the notes occurs more than three business days from the pricing date, purchasers who wish to trade the notes more than three business days prior to the original issue date will be required to specify alternative settlement arrangements to prevent a failed settlement.

The notes will not be listed on any securities exchange. In the original offering of the notes, the notes will be sold in minimum investment amounts of 100 units. If you place an order to purchase the notes, you are consenting to MLPF&S acting as a principal in effecting the transaction for your account.

MLPF&S may repurchase and resell the notes, with repurchases and resales being made at prices related to then-prevailing market prices or at negotiated prices and these will include MLPF&S's trading commissions and mark-ups. MLPF&S may act as principal or agent in these market-making transactions; however, it is not obligated to engage in any such transactions. At MLPF&S's discretion, for a short, undetermined initial period after the issuance of the notes, MLPF&S may offer to buy the notes in the secondary market at a price that may exceed the initial estimated value of the notes. Any price offered by MLPF&S for the notes will be based on then-prevailing market conditions and other considerations, including the performance of the Basket and the remaining term of the notes. However, neither we nor any of our affiliates is obligated to purchase your notes at any price, or at any time, and we cannot assure you that we or any of our affiliates will purchase your notes at a price that equals or exceeds the initial estimated value of the notes.

The value of the notes shown on your account statement will be based on MLPF&S's estimate of the value of the notes if MLPF&S or another of our affiliates were to make a market in the notes, which it is not obligated to do. That estimate will be based upon the price that MLPF&S may pay for the notes in light of then-prevailing market conditions and other considerations, as mentioned above, and will include transaction costs. At certain times, this price may be higher than or lower than the initial estimated value of the notes.

An investor's household, as referenced on the cover of this term sheet, will generally include accounts held by any of the following, as determined by MLPF&S in its discretion and acting in good faith based upon information then available to MLPF&S:

- the investor's spouse (including a domestic partner), siblings, parents, grandparents, spouse's parents, children and grandchildren, but excluding accounts held by aunts, uncles, cousins, nieces, nephews or any other family relationship not directly above or below the individual investor;
- a family investment vehicle, including foundations, limited partnerships and personal holding companies, but only if the beneficial owners of the vehicle consist solely of the investor or members of the investor's household as described above; and
- a trust where the grantors and/or beneficiaries of the trust consist solely of the investor or members of the investor's household as described above; provided that, purchases of the notes by a trust generally cannot be aggregated together with any purchases made by a trustee's personal account.

Purchases in retirement accounts will not be considered part of the same household as an individual investor's personal or other non-retirement account, except for individual retirement accounts ("IRAs"), simplified employee pension plans ("SEPs"), savings incentive match plan for employees ("SIMPLEs"), and single-participant or owners only accounts (i.e., retirement accounts held by self-employed individuals, business owners or partners with no employees other than their spouses).

Please contact your Merrill Lynch financial advisor if you have any questions about the application of these provisions to your specific circumstances or think you are eligible.

Structuring the Notes

The notes are our debt securities, the return on which is linked to the performance of the Basket. The related guarantees are BAC's obligations. As is the case for all of our and BAC's respective debt securities, including our market-linked notes, the economic terms of the notes reflect our and BAC's actual or perceived creditworthiness at the time of pricing. In addition, because market-linked notes result in increased operational, funding and liability management costs to us and BAC, BAC typically borrows the funds under these types of notes at a rate that is more favorable to BAC than the rate that it might pay for a conventional fixed or floating rate debt security. This rate, which we refer to in this term sheet as BAC's internal funding rate, is typically lower than the rate BAC would pay when it issues conventional fixed or floating rate debt securities. This generally relatively lower internal funding rate, which is reflected in the economic terms of the notes, along with the fees and charges associated with market-linked notes, typically results in the initial estimated value of the notes on the pricing date being less than their public offering price.

At maturity, we are required to pay the Redemption Amount to holders of the notes, which will be calculated based on the performance of the Basket and the \$10 per unit principal amount. In order to meet these payment obligations, at the time we issue the notes, we may choose to enter into certain hedging arrangements (which may include call options, put options or other derivatives) with MLPF&S or one of our other affiliates. The terms of these hedging arrangements are determined by seeking bids from market participants, including MLPF&S and its affiliates, and take into account a number of factors, including our and BAC's creditworthiness, interest rate movements, the volatility of the Basket Components, the tenor of the notes and the tenor of the hedging arrangements. The economic terms of the notes and their initial estimated value depend in part on the terms of these hedging arrangements.

MLPF&S has advised us that the hedging arrangements will include a hedging related charge of approximately \$0.075 per unit, reflecting an estimated profit to be credited to MLPF&S from these transactions. Since hedging entails risk and may be influenced by unpredictable market forces, additional profits and losses from these hedging arrangements may be realized by MLPF&S or any third party hedge providers.

For further information, see "Risk Factors—General Risks Relating to the Notes" beginning on page PS-7 and "Use of Proceeds" on page PS-7 of product supplement EQUITY INDICES SUN-1.

Summary Tax Consequences

You should consider the U.S. federal income tax consequences of an investment in the notes, including the following:

- There is no statutory, judicial, or administrative authority directly addressing the characterization of the notes.
- You agree with us (in the absence of an administrative determination, or judicial ruling to the contrary) to characterize and treat the notes for all tax purposes as a single financial contract with respect to the Basket.
- Under this characterization and tax treatment of the notes, a U.S. Holder (as defined beginning on page 50 of the prospectus) generally will recognize capital gain or loss upon maturity or upon a sale or exchange of the notes prior to maturity. This capital gain or loss generally will be long-term capital gain or loss if you held the notes for more than one year.
- No assurance can be given that the IRS or any court will agree with this characterization and tax treatment.
- U.S. Treasury regulations provide that withholding on "dividend equivalent" payments (as discussed in the product supplement), if any, will not apply to specified ELIs that are not delta-one instruments and that are issued before January 1, 2018.

You should consult your own tax advisor concerning the U.S. federal income tax consequences to you of acquiring, owning, and disposing of the notes, as well as any tax consequences arising under the laws of any state, local, foreign, or other tax jurisdiction and the possible effects of changes in U.S. federal or other tax laws. You should review carefully the discussion (including the opinion of our counsel, Morrison & Foerster LLP) under the section entitled "U.S. Federal Income Tax Summary" beginning on page PS-28 of product supplement EQUITY INDICES SUN-1.

Where You Can Find More Information

We and BAC have filed a registration statement (including a productsupplement, a prospectus supplement, and a prospectus) with the SEC for the offering to which this term sheet relates. Before you invest, you should read the Note Prospectus, including this term sheet, and the other documents relating to this offering that we and BAC have filed with the SEC, for more complete information about us, BAC and this offering. You may get these documents without cost by visiting EDGAR on the SEC website at www.sec.gov. Alternatively, we, any agent, or any dealer participating in this offering will arrange to send you these documents if you so request by calling MLPF&S toll-free at 1-800-294-1322.

Market-Linked Investments Classification



MLPF&S classifies certain market-linked investments (the "Market-Linked Investments") into categories, each with different investment characteristics. The following description is meant solely for informational purposes and is not intended to represent any particular Enhanced Return Market-Linked Investment or guarantee any performance.

Enhanced Return Market-Linked Investments are short- to medium-term investments that offer you a way to enhance exposure to a particular market view without taking on a similarly enhanced level of market downside risk. They can be especially effective in a flat to moderately positive market (or, in the case of bearish investments, a flat to moderately negative market). In exchange for the potential to receive better-than market returns on the linked asset, you must generally accept market downside risk and capped upside potential. As these investments are not market downside protected, and do not assure full repayment of principal at maturity, you need to be prepared for the possibility that you may lose all or part of your investment.

