

2,209,429 Units  
 \$10 principal amount per unit  
 CUSIP No. 097096622

Pricing Date  
 Settlement Date  
 Maturity Date

July 27, 2017  
 August 3, 2017  
 July 29, 2022



# BofA Finance LLC Leveraged Index Return Notes<sup>®</sup> Linked to the Dow Jones Industrial Average<sup>SM</sup> Fully and Unconditionally Guaranteed by Bank of America Corporation

- Maturity of approximately five years
- 112.20% leveraged upside exposure to increases in the Index
- 1-to-1 downside exposure to decreases in the Index beyond a 20.00% decline, with up to 80.00% of your principal at risk
- All payments occur at maturity and are subject to the credit risk of BofA Finance LLC, as issuer of the notes, and the credit risk of Bank of America Corporation, as guarantor of the notes
- No periodic interest payments
- In addition to the underwriting discount set forth below, the notes include a hedging-related charge of \$0.075 per unit. See "Structuring the Notes"
- Limited secondary market liquidity, with no exchange listing



The notes are being issued by BofA Finance LLC ("BofA Finance") and are fully and unconditionally guaranteed by Bank of America Corporation ("BAC"). There are important differences between the notes and a conventional debt security, including different investment risks and certain additional costs. See "Risk Factors" beginning on page TS-6 of this term sheet, page PS-7 of product supplement EQUITY INDICES LIRN-1, page S-4 of the accompanying Series A MTN prospectus supplement and page 7 of the accompanying prospectus.

The initial estimated value of the notes as of the pricing date is \$9.55 per unit, which is less than the public offering price listed below. See "Summary" on the following page, "Risk Factors" beginning on page TS-6 of this term sheet and "Structuring the Notes" on page TS40 of this term sheet for additional information. The actual value of your notes at any time will reflect many factors and cannot be predicted with accuracy.

None of the Securities and Exchange Commission (the "SEC"), any state securities commission, or any other regulatory body has approved or disapproved of these securities or determined if this Note Prospectus (as defined below) is truthful or complete. Any representation to the contrary is a criminal offense.

	Per Unit	Total
Public offering price.....	\$10.00	\$22,094,290.00
Underwriting discount.....	\$0.25	\$552,357.25
Proceeds, before expenses, to BofA Finance.....	\$9.75	\$21,541,932.75

**The notes and the related guarantee:**

Are Not FDIC Insured	Are Not Bank Guaranteed	May Lose Value
----------------------	-------------------------	----------------

Merrill Lynch & Co.

July 27, 2017

## Summary

The Leveraged Index Return Notes<sup>®</sup> Linked to the Dow Jones Industrial Average<sup>SM</sup>, due July 29, 2022 (the "notes") are our senior unsecured debt securities. Payments on the notes are fully and unconditionally guaranteed by BAC. The notes and the related guarantee are not insured by the Federal Deposit Insurance Corporation or secured by collateral. **The notes will rank equally with all of BofA Finance's other unsecured and unsubordinated debt, and the related guarantee will rank equally with all of BAC's other unsecured and unsubordinated obligations. Any payments due on the notes, including any repayment of principal, will be subject to the credit risk of BofA Finance, as issuer, and BAC, as guarantor.** The notes provide you a leveraged return if the Ending Value of the Market Measure, which is the Dow Jones Industrial Average<sup>SM</sup> (the "Index"), is greater than the Starting Value. If the Ending Value of the Index is equal to or less than the Starting Value but greater than or equal to the Threshold Value, you will receive the principal amount of your notes. If the Ending Value is less than the Threshold Value, you will lose a portion, which could be significant, of the principal amount of your notes. Payments on the notes, including the amount you receive at maturity, will be calculated based on the \$10 principal amount per unit and will depend on the performance of the Index, subject to our and BAC's credit risk. See "Terms of the Notes" below.

The economic terms of the notes (including the Participation Rate) are based on BAC's internal funding rate, which is the rate it would pay to borrow funds through the issuance of market-linked notes and the economic terms of certain related hedging arrangements. BAC's internal funding rate is typically lower than the rate it would pay when it issues conventional fixed or floating rate debt securities. This difference in funding rate, as well as the underwriting discount and the hedging related charge described below, reduced the economic terms of the notes to you and the initial estimated value of the notes on the pricing date. Due to these factors, the public offering price you pay to purchase the notes is greater than the initial estimated value of the notes.

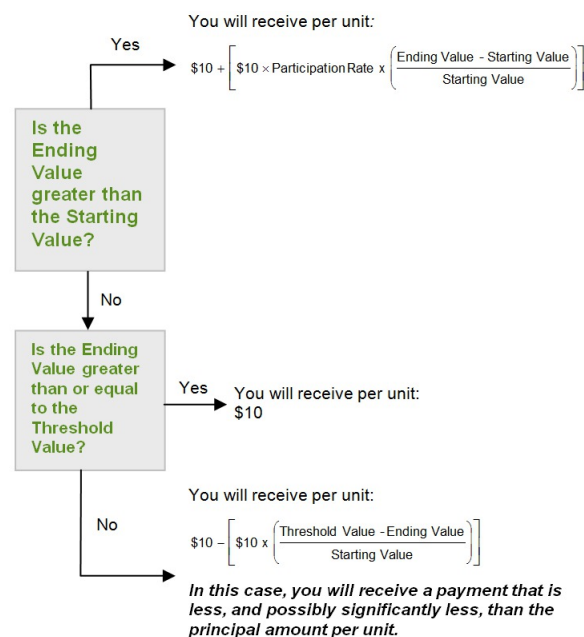
On the cover page of this term sheet, we have provided the initial estimated value for the notes. This initial estimated value was determined based on our, BAC's and our other affiliates' pricing models, which take into consideration BAC's internal funding rate and the market prices for the hedging arrangements related to the notes. For more information about the initial estimated value and the structuring of the notes, see "Structuring the Notes" on page TS-10.

## Terms of the Notes

<b>Issuer:</b>	BofA Finance LLC ("BofA Finance")
<b>Guarantor:</b>	Bank of America Corporation ("BAC")
<b>Principal Amount:</b>	\$10.00 per unit
<b>Term:</b>	Approximately five years
<b>Market Measure:</b>	The Dow Jones Industrial Average <sup>SM</sup> (Bloomberg symbol: "INDU"), a price return index
<b>Starting Value:</b>	21,796.55
<b>Ending Value:</b>	The average of the closing levels of the Market Measure on each scheduled calculation day occurring during the Maturity Valuation Period. The calculation days are subject to postponement in the event of Market Disruption Events, as described beginning on page PS-20 of product supplement EQUITY INDICES LIRN-1.
<b>Threshold Value:</b>	17,437.24 (80% of the Starting Value, rounded to two decimal places).
<b>Participation Rate:</b>	112.2%
<b>Maturity Valuation Period:</b>	July 20, 2022, July 21, 2022, July 22, 2022, July 25, 2022 and July 26, 2022
<b>Fees and Charges:</b>	The underwriting discount of \$0.25 per unit listed on the cover page and the hedging related charge of \$0.075 per unit described in "Structuring the Notes" on page TS-10.
<b>Calculation Agent:</b>	Merrill Lynch, Pierce, Fenner & Smith Incorporated ("MLPF&S"), an affiliate of BofA Finance.

## Redemption Amount Determination

On the maturity date, you will receive a cash payment per unit determined as follows:



The terms and risks of the notes are contained in this term sheet and in the following:

- Product supplement EQUITY INDICES LIRN-1 dated November 28, 2016:  
<http://www.sec.gov/Archives/edgar/data/70858/000119312516778251/d301984d424b5.htm>
- Series A MTN prospectus supplement dated November 4, 2016 and prospectus dated November 4, 2016:  
<http://www.sec.gov/Archives/edgar/data/70858/000119312516760144/d266649d424b3.htm>

These documents (together, the "Note Prospectus") have been filed as part of a registration statement with the SEC, which may, without cost, be accessed on the SEC website as indicated above or obtained from MLPF&S by calling 1-800-294-1322. Before you invest, you should read the Note Prospectus, including this term sheet, for information about us, BAC and this offering. Any prior or contemporaneous oral statements and any other written materials you may have received are superseded by the Note Prospectus. Capitalized terms used but not defined in this term sheet have the meanings set forth in product supplement EQUITY INDICES LIRN-1. Unless otherwise indicated or unless the context requires otherwise, all references in this document to "we," "us," "our," or similar references are to BofA Finance, and not to BAC.

## Investor Considerations

### You may wish to consider an investment in the notes if:

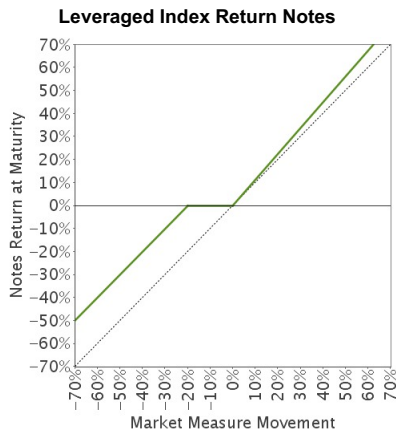
- You anticipate that the Index will increase from the Starting Value to the Ending Value.
- You are willing to risk a loss of principal and return if the Index decreases from the Starting Value to an Ending Value that is below the Threshold Value.
- You are willing to forgo the interest payments that are paid on conventional interest bearing debt securities.
- You are willing to forgo dividends or other benefits of owning the stocks included in the Index.
- You are willing to accept a limited or no market for sales prior to maturity, and understand that the market prices for the notes, if any, will be affected by various factors, including our and BAC's actual and perceived creditworthiness, BAC's internal funding rate and fees and charges on the notes.
- You are willing to assume our credit risk, as issuer of the notes, and BAC's credit risk, as guarantor of the notes, for all payments under the notes, including the Redemption Amount.

### The notes may not be an appropriate investment for you if:

- You believe that the Index will decrease from the Starting Value to the Ending Value or that it will not increase sufficiently over the term of the notes to provide you with your desired return.
- You seek 100% principal repayment or preservation of capital.
- You seek interest payments or other current income on your investment.
- You want to receive dividends or other distributions paid on the stocks included in the Index.
- You seek an investment for which there will be a liquid secondary market.
- You are unwilling or are unable to take market risk on the notes to take our credit risk as issuer of the notes or to take BAC's credit risk, as guarantor of the notes.

We urge you to consult your investment, legal, tax, accounting, and other advisors before you invest in the notes.

## Hypothetical Payout Profile and Examples of Payments at Maturity



This graph reflects the returns on the notes, based on the Participation Rate of 112.2% and the Threshold Value of 80% of the Starting Value. The green line reflects the returns on the notes, while the dotted gray line reflects the returns of a direct investment in the stocks included in the Index, excluding dividends.

This graph has been prepared for purposes of illustration only.

The following table and examples are for purposes of illustration only. They are based on hypothetical values and show hypothetical returns on the notes. They illustrate the calculation of the Redemption Amount and total rate of return based on a hypothetical Starting Value of 100, a Threshold Value of 80, the Participation Rate of 112.2% and a range of hypothetical Ending Values. **The actual amount you receive and the resulting total rate of return will depend on the actual Starting Value, Threshold Value, Ending Value, and whether you hold the notes to maturity.** The following examples do not take into account any tax consequences from investing in the notes.

For recent actual levels of the Market Measure, see "The Index" section below. The Index is a price return index and as such the Ending Value will not include any income generated by dividends paid on the stocks included in the Index, which you would otherwise be entitled to receive if you invested in those stocks directly. In addition, all payments on the notes are subject to issuer and guarantor credit risk.

Ending Value	Percentage Change from the Starting Value to the Ending Value	Redemption Amount per Unit <sup>(1)</sup>	Total Rate of Return on the Notes
0.00	-100.00%	\$2.00	-80.00%
50.00	-50.00%	\$7.00	-30.00%
70.00	-30.00%	\$9.00	-10.00%
80.00 <sup>(2)</sup>	-20.00%	\$10.00	0.00%
90.00	-10.00%	\$10.00	0.00%
94.00	-6.00%	\$10.00	0.00%
97.00	-3.00%	\$10.00	0.00%
100.00 <sup>(3)</sup>	0.00%	\$10.00	0.00%
102.00	2.00%	\$10.2244	2.244%
105.00	5.00%	\$10.561	5.61%
110.00	10.00%	\$11.122	11.22%
120.00	20.00%	\$12.244	22.44%
130.00	30.00%	\$13.366	33.66%
140.00	40.00%	\$14.488	44.88%
150.00	50.00%	\$15.61	56.10%
160.00	60.00%	\$16.732	67.32%

(1) The Redemption Amount per unit is based on the Participation Rate.

(2) This is the Threshold Value.

(3) The **hypothetical** Starting Value of 100 used in these examples has been chosen for illustrative purposes only. The actual Starting Value is 21,796.55 which was the closing level of the Market Measure on the pricing date.

**Redemption Amount Calculation Examples****Example 1**

The Ending Value is 70.00, or 70.00% of the Starting Value:

Starting Value: 100.00

Threshold Value: 80.00

Ending Value: 70.00

$$\$10 - \left[ \$10 \times \left( \frac{80-70}{100} \right) \right] = \$9.00 \text{ Redemption Amount per unit}$$

**Example 2**

The Ending Value is 90.00, or 90.00% of the Starting Value:

Starting Value: 100.00

Threshold Value: 80.00

Ending Value: 90.00

Redemption Amount (per unit) = **\$10.00**, the principal amount, since the Ending Value is less than the Starting Value but equal to or greater than the Threshold Value.

**Example 3**

The Ending Value is 150.00, or 150.00% of the Starting Value:

Starting Value: 100.00

Ending Value: 150.00

$$\$10 + \left[ \$10 \times 112.20\% \times \left( \frac{150-100}{100} \right) \right] = \$15.61 \text{ Redemption Amount per unit}$$

## Risk Factors

*There are important differences between the notes and a conventional debt security. An investment in the notes involves significant risks, including those listed below. You should carefully review the more detailed explanation of risks relating to the notes in the "Risk Factors" sections beginning on page PS-7 of product supplement EQUITY INDICES LIRN-1, page S-4 of the Series A MTN prospectus supplement, and page 7 of the prospectus identified above. We also urge you to consult your investment, legal, tax, accounting, and other advisors before you invest in the notes.*

- Depending on the performance of the Index as measured shortly before the maturity date, your investment may result in a loss; there is no guaranteed return of principal.
- Your return on the notes may be less than the yield you could earn by owning a conventional fixed or floating rate debt security of comparable maturity.
- Payments on the notes are subject to our credit risk, and the credit risk of BAC, and actual or perceived changes in our or BAC's creditworthiness are expected to affect the value of the notes. If we and BAC become insolvent or are unable to pay our respective obligations, you may lose your entire investment.
- Your investment return may be less than a comparable investment directly in the stocks included in the Index.
- We are a finance subsidiary and, as such, will have limited assets and operations.
- BAC's obligations under its guarantee of the notes will be structurally subordinated to liabilities of its subsidiaries.
- The notes issued by us will not have the benefit of any cross-default or cross-acceleration with other indebtedness of BofA Finance or BAC: events of bankruptcy or insolvency or resolution proceedings relating to BAC and covenant breach by BAC will not constitute an event of default with respect to the notes.
- The initial estimated value of the notes considers certain assumptions and variables and relies in part on certain forecasts about future events, which may prove to be incorrect. The initial estimated value of the notes is an estimate only, determined as of a particular point in time by reference to our and our affiliates' pricing models. These pricing models consider certain assumptions and variables, including our credit spreads, and those of BAC, BAC's internal funding rate on the pricing date, mid-market terms on hedging transactions, expectations on interest rates and volatility, price-sensitivity analysis, and the expected term of the notes. These pricing models rely in part on certain forecasts about future events, which may prove to be incorrect.
- The public offering price you pay for the notes exceeds the initial estimated value. If you attempt to sell the notes prior to maturity, their market value may be lower than the price you paid for them and lower than the initial estimated value. This is due to, among other things, changes in the level of the Index, BAC's internal funding rate, and the inclusion in the public offering price of the underwriting discount and the hedging related charge, all as further described in "Structuring the Notes" beginning on page TS-10. These factors, together with various credit, market and economic factors over the term of the notes, are expected to reduce the price at which you may be able to sell the notes in any secondary market and will affect the value of the notes in complex and unpredictable ways.
- The initial estimated value does not represent a minimum or maximum price at which we, BAC, MLPF&S or any of our other affiliates would be willing to purchase your notes in any secondary market (if any exists) at any time. The value of your notes at any time after issuance will vary based on many factors that cannot be predicted with accuracy, including the performance of the Index, our and BAC's creditworthiness and changes in market conditions.
- A trading market is not expected to develop for the notes. None of us, BAC or MLPF&S is obligated to make a market for, or to repurchase, the notes. There is no assurance that any party will be willing to purchase your notes at any price in any secondary market.
- BAC and its affiliates' hedging and trading activities (including trades in shares of companies included in the Index) and any hedging and trading activities BAC or its affiliates engage in that are not for your account or on your behalf, may affect the market value and return of the notes and may create conflicts of interest with you.
- The Index sponsor may adjust the Index in a way that affects its level, and has no obligation to consider your interests.
- You will have no rights of a holder of the securities represented by the Index, and you will not be entitled to receive securities or dividends or other distributions by the issuers of those securities.
- While BAC and our other affiliates may from time to time own securities of companies included in the Index, we, BAC and our other affiliates do not control any company included in the Index, and have not verified any disclosure made by any other company.
- There may be potential conflicts of interest involving the calculation agent, which is an affiliate of ours. We have the right to appoint and remove the calculation agent.
- The U.S. federal income tax consequences of the notes are uncertain, and may be adverse to a holder of the notes. See "Summary Tax Consequences" below and "U.S. Federal Income Tax Summary" beginning on page PS-27 of product supplement EQUITY INDICES LIRN-1.

## The Index

All disclosures contained in this term sheet regarding the Index, including, without limitation, its makeup, method of calculation, and changes in its components, have been derived from publicly available sources. The information reflects the policies of Dow Jones Indexes, the marketing name of CME Group Index Services LLC ("CME Indexes", the "Index sponsor"), and is subject to change by Dow Jones Indexes. Dow Jones Indexes has no obligation to continue to publish, and may discontinue publication of, the Index. The consequences of Dow Jones Indexes discontinuing publication of the Index are discussed in the section entitled "Description of LIRNs—Discontinuance of an Index" beginning on page PS-21 of product supplement EQUITY INDICES LIRN-1. None of us, BAC, the calculation agent or MLPF&S accepts any responsibility for the calculation, maintenance or publication of the Index or any successor index.

### Publication of the Index

Unless otherwise stated, all information on the Index provided in this term sheet is derived from Dow Jones Indexes, the marketing name and a licensed trademark of CME Indexes. The Index is a price-weighted index, which means an underlying stock's weight in the Index is based on its price per share rather than the total market capitalization of the issuer. The Index is designed to provide an indication of the composite performance of 30 common stocks of corporations representing a broad cross-section of U.S. industry. The corporations represented in the Index tend to be market leaders in their respective industries and their stocks are typically widely held by individuals and institutional investors.

The Index is maintained by an Averages Committee comprised of the Managing Editor of The Wall Street Journal ("WSJ"), the head of Dow Jones Indexes research and the head of CME Group Inc. research. The Averages Committee was created in March 2010, when Dow Jones Indexes became part of CME Group Index Services, LLC, a joint venture company owned 90% by CME Group Inc. and 10% by Dow Jones & Company. Generally, composition changes occur only after mergers, corporate acquisitions or other dramatic shifts in a component's core business. When such an event necessitates that one component be replaced, the entire Index is reviewed. As a result, when changes are made they typically involve more than one component. While there are no rules for component selection, a stock typically is added only if it has an excellent reputation, demonstrates sustained growth, is of interest to a large number of investors and accurately represents the sector(s) covered by the average.

Changes in the composition of the Index are made entirely by the Averages Committee without consultation with the corporations represented in the Index, any stock exchange, any official agency or us. Unlike most other indices, which are reconstituted according to a fixed review schedule, constituents of the Index are reviewed on an as-needed basis. Changes to the common stocks included in the Index tend to be made infrequently, and the underlying stocks of the Index may be changed at any time for any reason. The companies currently represented in the Index are incorporated in the United States and its territories and their stocks are listed on the New York Stock Exchange and NASDAQ.

The Index initially consisted of 12 common stocks and was first published in the WSJ in 1896. The Index was increased to include 20 common stocks in 1916 and to 30 common stocks in 1928. The number of common stocks in the Index has remained at 30 since 1928, and, in an effort to maintain continuity, the constituent corporations represented in the Index have been changed on a relatively infrequent basis. Nine main groups of companies constitute the Index, with the approximate sector weights of the Index as of June 30, 2017 indicated in parentheses: Technology (16.9%); Industrials (21.3%); Financials (16.8%); Consumer Services (6.7%); Healthcare (13.3%); Oil & Gas (5.9%); Consumer Goods (15.1%); Telecommunications (1.4%); and Basic Materials (2.6%).

### Computation of the Index

The level of the Index is the sum of the primary exchange prices of each of the 30 component stocks included in the Index, divided by a divisor that is designed to provide a meaningful continuity in the level of the Index. Because the Index is price-weighted, stock splits or changes in the component stocks could result in distortions in the Index level. In order to prevent these distortions related to extrinsic factors, the divisor is periodically changed in accordance with a mathematical formula that reflects adjusted proportions within the Index. The current divisor of the Index is published daily in the WSJ and other publications. In addition, other statistics based on the Index may be found in a variety of publicly available sources.

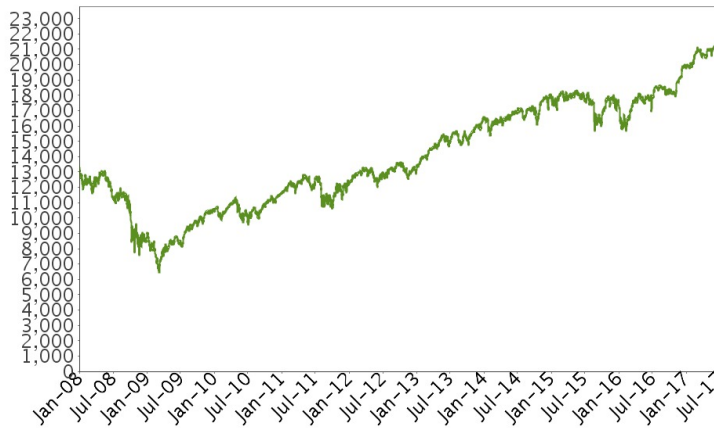
Linked to the Dow Jones Industrial Average<sup>SM</sup>, due July 29, 2022

The following table presents the listing symbol, industry group, price per share, and component stock weight for each of the top 10 component stocks in the Index based on publicly available information on June 30, 2017.

Issuer of Component Stock	Symbol	Industry	Component Stock Weight
The Goldman Sachs Group, Inc.	GS	Investment Services	221.90%
3M Company	MMM	Diversified Industrials	208.19%
The Boeing Company	BA	Aerospace	197.75%
UnitedHealth Group Incorporated	UNH	Health Care Providers	185.42%
International Business Machines Corporation	IBM	Computer Services	153.83%
The Home Depot, Inc.	HD	Home Improvement Retailers	153.40%
McDonald's Corporation	MCD	Restaurants & Bars	153.16%
Apple Inc.	AAPL	Computer Hardware	144.02%
Johnson & Johnson	JNJ	Pharmaceuticals	132.29%
The Travelers Companies, Inc.	TRV	Property & Casualty Insurance	126.53%

The following graph shows the daily historical performance of the Index in the period from January 1, 2008 through July 27, 2017. We obtained this historical data from Bloomberg L.P. We have not independently verified the accuracy or completeness of the information obtained from Bloomberg L.P. On the pricing date, the closing level of the Index was 21,796.55.

Historical Performance of the Index



**This historical data on the Index is not necessarily indicative of the future performance of the Index or what the value of the notes may be. Any historical upward or downward trend in the level of the Index during any period set forth above is not an indication that the level of the Index is more or less likely to increase or decrease at any time over the term of the notes.**

Before investing in the notes, you should consult publicly available sources for the levels of the Index.



**License Agreement**

S&P<sup>®</sup> is a registered trademark of Standard & Poor's Financial Services LLC ("S&P") and Dow Jones<sup>®</sup> is a registered trademark of Dow Jones Trademark Holdings LLC ("Dow Jones"). These trademarks have been licensed for use by S&P Dow Jones Indices LLC. "Standard & Poor's<sup>®</sup>," "S&P 500<sup>®</sup>," and "S&P<sup>®</sup>" are trademarks of S&P. These trademarks have been sublicensed for certain purposes by our affiliate, MLPF&S. The Index is a product of S&P Dow Jones Indices LLC and/or its affiliates and has been licensed for use by MLPF&S.

The notes are not sponsored, endorsed, sold or promoted by S&P Dow Jones Indices LLC, Dow Jones, S&P or any of their respective affiliates (collectively, "S&P Dow Jones Indices"). S&P Dow Jones Indices make no representation or warranty, express or implied, to the holders of the notes or any member of the public regarding the advisability of investing in securities generally or in the notes particularly or the ability of the Index to track general market performance. S&P Dow Jones Indices' only relationship to MLPF&S with respect to the Index is the licensing of the Index and certain trademarks, service marks and/or trade names of S&P Dow Jones Indices and/or its third party licensors. The Index is determined, composed and calculated by S&P Dow Jones Indices without regard to us, MLPF&S, or the notes. S&P Dow Jones Indices have no obligation to take our needs, BAC's needs or the needs of MLPF&S or holders of the notes into consideration in determining, composing or calculating the Index. S&P Dow Jones Indices are not responsible for and have not participated in the determination of the prices, and amount of the notes or the timing of the issuance or sale of the notes or in the determination or calculation of the equation by which the notes are to be converted into cash. S&P Dow Jones Indices have no obligation or liability in connection with the administration, marketing or trading of the notes. There is no assurance that investment products based on the Index will accurately track index performance or provide positive investment returns. S&P Dow Jones Indices LLC and its subsidiaries are not investment advisors. Inclusion of a security or futures contract within an index is not a recommendation by S&P Dow Jones Indices to buy, sell, or hold such security or futures contract, nor is it considered to be investment advice. Notwithstanding the foregoing, CME Group Inc. and its affiliates may independently issue and/or sponsor financial products unrelated to the notes currently being issued by us, but which may be similar to and competitive with the notes. In addition, CME Group Inc. and its affiliates may trade financial products which are linked to the performance of the Index. It is possible that this trading activity will affect the value of the notes.

S&P DOW JONES INDICES DO NOT GUARANTEE THE ADEQUACY, ACCURACY, TIMELINESS AND/OR THE COMPLETENESS OF THE INDEX OR ANY DATA RELATED THERETO OR ANY COMMUNICATION, INCLUDING BUT NOT LIMITED TO, ORAL OR WRITTEN COMMUNICATION (INCLUDING ELECTRONIC COMMUNICATIONS) WITH RESPECT THERETO. S&P DOW JONES INDICES SHALL NOT BE SUBJECT TO ANY DAMAGES OR LIABILITY FOR ANY ERRORS, OMISSIONS, OR DELAYS THEREIN. S&P DOW JONES INDICES MAKE NO EXPRESS OR IMPLIED WARRANTIES, AND EXPRESSLY DISCLAIMS ALL WARRANTIES, OF MERCHANTABILITY OR FITNESS FOR A PARTICULAR PURPOSE OR USE OR AS TO RESULTS TO BE OBTAINED BY US, BAC, MLPF&S, HOLDERS OF THE NOTES, OR ANY OTHER PERSON OR ENTITY FROM THE USE OF THE INDEX OR WITH RESPECT TO ANY DATA RELATED THERETO. WITHOUT LIMITING ANY OF THE FOREGOING, IN NO EVENT WHATSOEVER SHALL S&P DOW JONES INDICES BE LIABLE FOR ANY INDIRECT, SPECIAL, INCIDENTAL, PUNITIVE, OR CONSEQUENTIAL DAMAGES INCLUDING BUT NOT LIMITED TO, LOSS OF PROFITS, TRADING LOSSES, LOST TIME OR GOODWILL, EVEN IF THEY HAVE BEEN ADVISED OF THE POSSIBILITY OF SUCH DAMAGES, WHETHER IN CONTRACT, TORT, STRICT LIABILITY, OR OTHERWISE. THERE ARE NO THIRD PARTY BENEFICIARIES OF ANY AGREEMENTS OR ARRANGEMENTS BETWEEN S&P DOW JONES INDICES AND MLPF&S, OTHER THAN THE LICENSORS OF S&P DOW JONES INDICES.

**Supplement to the Plan of Distribution; Conflicts of Interest**

Under our distribution agreement with MLPF&S, MLPF&S will purchase the notes from us as principal at the public offering price indicated on the cover of this term sheet, less the indicated underwriting discount.

MLPF&S, a broker-dealer subsidiary of BAC, is a member of the Financial Industry Regulatory Authority, Inc. ("FINRA") and will participate as selling agent in the distribution of the notes. Accordingly, offerings of the notes will conform to the requirements of Rule 5121 applicable to FINRA members. MLPF&S may not make sales in this offering to any of its discretionary accounts without the prior written approval of the account holder.

We will deliver the notes against payment therefor in New York, New York on a date that is greater than three business days following the pricing date. Under Rule 15c6-1 of the Securities Exchange Act of 1934, trades in the secondary market generally are required to settle in three business days, unless the parties to any such trade expressly agree otherwise. Accordingly, purchasers who wish to trade the notes more than three business days prior to the original issue date will be required to specify alternative settlement arrangements to prevent a failed settlement.

The notes will not be listed on any securities exchange. In the original offering of the notes, the notes will be sold in minimum investment amounts of 100 units. If you place an order to purchase the notes, you are consenting to MLPF&S acting as a principal in effecting the transaction for your account.

MLPF&S may repurchase and resell the notes, with repurchases and resales being made at prices related to then-prevailing market prices or at negotiated prices and these will include MLPF&S's trading commissions and mark-ups. MLPF&S may act as principal or agent in these market-making transactions; however, it is not obligated to engage in any such transactions. At MLPF&S's discretion, for a short, undetermined initial period after the issuance of the notes, MLPF&S may offer to buy the notes in the secondary market at a price that may exceed the initial estimated value of the notes. Any price offered by MLPF&S for the notes will be based on then

## Linked to the Dow Jones Industrial Average<sup>SM</sup>, due July 29, 2022

prevailing market conditions and other considerations, including the performance of the Index and the remaining term of the notes. However, neither we nor any of our affiliates is obligated to purchase your notes at any price, or at any time, and we cannot assure you that we or any of our affiliates will purchase your notes at a price that equals or exceeds the initial estimated value of the notes.

The value of the notes shown on your account statement will be based on MLPF&S's estimate of the value of the notes if MLPF&S or another of our affiliates were to make a market in the notes, which it is not obligated to do. That estimate will be based upon the price that MLPF&S may pay for the notes in light of then-prevailing market conditions and other considerations, as mentioned above, and will include transaction costs. At certain times, this price may be higher than or lower than the initial estimated value of the notes.

### Structuring the Notes

The notes are our debt securities, the return on which is linked to the performance of the Index. The related guarantees are BAC's obligations. As is the case for all of our and BAC's respective debt securities, including our market-linked notes, the economic terms of the notes reflect our and BAC's actual or perceived creditworthiness at the time of pricing. In addition, because market-linked notes result in increased operational, funding and liability management costs to us and BAC, BAC typically borrows the funds under these types of notes at a rate that is more favorable to BAC than the rate that it might pay for a conventional fixed or floating rate debt security. This rate, which we refer to in this term sheet as BAC's internal funding rate, is typically lower than the rate BAC would pay when it issues conventional fixed or floating rate debt securities. This generally relatively lower internal funding rate, which is reflected in the economic terms of the notes, along with the fees and charges associated with market-linked notes, resulted in the initial estimated value of the notes on the pricing date being less than their public offering price.

At maturity, we are required to pay the Redemption Amount to holders of the notes, which will be calculated based on the performance of the Index and the \$10 per unit principal amount. In order to meet these payment obligations, at the time we issue the notes, we may choose to enter into certain hedging arrangements (which may include call options, put options or other derivatives) with MLPF&S or one of our other affiliates. The terms of these hedging arrangements are determined by seeking bids from market participants, including MLPF&S and its affiliates, and take into account a number of factors, including our and BAC's creditworthiness, interest rate movements, the volatility of the Index, the tenor of the notes and the tenor of the hedging arrangements. The economic terms of the notes and their initial estimated value depend in part on the terms of these hedging arrangements.

MLPF&S has advised us that the hedging arrangements will include a hedging related charge of approximately \$0.075 per unit, reflecting an estimated profit to be credited to MLPF&S from these transactions. Since hedging entails risk and may be influenced by unpredictable market forces, additional profits and losses from these hedging arrangements may be realized by MLPF&S or any third party hedge providers.

For further information, see "Risk Factors—General Risks Relating to LIRNs" beginning on page PS-7 and "Use of Proceeds" on page PS-17 of product supplement EQUITY INDICES LIRN-1.

### Summary Tax Consequences

You should consider the U.S. federal income tax consequences of an investment in the notes, including the following:

- There is no statutory, judicial, or administrative authority directly addressing the characterization of the notes.
- You agree with us (in the absence of an administrative determination, or judicial ruling to the contrary) to characterize and treat the notes for all tax purposes as a single financial contract with respect to the Index.
- Under this characterization and tax treatment of the notes, a U.S. Holder (as defined beginning on page 50 of the prospectus) generally will recognize capital gain or loss upon maturity or upon a sale or exchange of the notes prior to maturity. This capital gain or loss generally will be long-term capital gain or loss if you held the notes for more than one year.
- No assurance can be given that the IRS or any court will agree with this characterization and tax treatment.
- U.S. Treasury regulations provide that withholding on "dividend equivalent" payments (as discussed in the product supplement), if any, will not apply to specified ELIs that are not delta-one instruments and that are issued before January 1, 2018.

**You should consult your own tax advisor concerning the U.S. federal income tax consequences to you of acquiring, owning, and disposing of the notes, as well as any tax consequences arising under the laws of any state, local, foreign, or other tax jurisdiction and the possible effects of changes in U.S. federal or other tax laws. You should review carefully the discussion (including the opinion of our counsel, Morrison & Foerster LLP) under the section entitled "U.S. Federal Income Tax Summary" beginning on page PS-27 of product supplement EQUITY INDICES LIRN-1.**

## Validity of the Notes

In the opinion of McGuireWoods LLP, as counsel to BofA Finance and BAC, when the trustee has made an appropriate entry on Schedule 1 to the Master Registered Global Note dated November 4, 2016 that represents the notes (the "Master Note") identifying the notes offered hereby as supplemental obligations thereunder in accordance with the instructions of BofA Finance, and the notes have been delivered against payment therefor as contemplated in this pricing supplement and the related prospectus, prospectus supplement and product supplement, all in accordance with the provisions of the indenture governing the notes and the related guarantee, such notes will be legal, valid and binding obligations of BofA Finance, and the related guarantee will be the legal, valid and binding obligations of BAC, subject, in each case, to the effects of applicable bankruptcy, insolvency (including laws relating to preferences, fraudulent transfers and equitable subordination), reorganization, moratorium and other similar laws affecting creditors' rights generally, and to general principles of equity. This opinion is given as of the date of this pricing supplement and is limited to the laws of the State of New York and the Delaware Limited Liability Company Act and the Delaware General Corporation Law (including the statutory provisions, all applicable provisions of the Delaware Constitution and reported judicial decisions interpreting the foregoing) as in effect on the date hereof. In addition, this opinion is subject to customary assumptions about the trustee's authorization, execution and delivery of the indenture governing the notes and due authentication of the Master Note, the validity, binding nature and enforceability of the indenture governing the notes and the related guarantee with respect to the trustee, the legal capacity of individuals, the genuineness of signatures, the authenticity of all documents submitted to McGuireWoods LLP as originals, the conformity to original documents of all documents submitted to McGuireWoods LLP as copies thereof, the authenticity of the originals of such copies and certain factual matters, all as stated in the letter of McGuireWoods LLP dated August 23, 2016, which has been filed as an exhibit to the Registration Statement of BofA Finance and BAC relating to the notes and the related guarantees initially filed with the Securities and Exchange Commission on August 23, 2016.

## Where You Can Find More Information

We and BAC have filed a registration statement (including a productsupplement, a prospectus supplement, and a prospectus) with the SEC for the offering to which this term sheet relates. Before you invest, you should read the Note Prospectus, including this term sheet, and the other documents relating to this offering that we and BAC have filed with the SEC, for more complete information about us, BAC and this offering. You may get these documents without cost by visiting EDGAR on the SEC website at [www.sec.gov](http://www.sec.gov). Alternatively, we, any agent, or any dealer participating in this offering will arrange to send you these documents if you so request by calling MLPF&S toll-free at 1-800-294-1322.

## Market-Linked Investments Classification



*MLPF&S classifies certain market-linked investments (the "Market-Linked Investments") into categories, each with different investment characteristics. The following description is meant solely for informational purposes and is not intended to represent any particular Enhanced Return Market-Linked Investment or guarantee any performance.*

Enhanced Return Market-Linked Investments are short- to medium-term investments that offer you a way to enhance exposure to a particular market view without taking on a similarly enhanced level of market downside risk. They can be especially effective in a flat to moderately positive market (or, in the case of bearish investments, a flat to moderately negative market). In exchange for the potential to receive better-than market returns on the linked asset, you must generally accept market downside risk and capped upside potential. As these investments are not market downside protected, and do not assure full repayment of principal at maturity, you need to be prepared for the possibility that you may lose all or part of your investment.

"Leveraged Index Return Notes<sup>®</sup>" and "LIRNs<sup>®</sup>" are BAC's registered service marks.

