

Subject to Completion
Preliminary Term Sheet dated
January 29, 2019

Filed Pursuant to Rule 424(b)(2)
Registration Statement No. 333-213265
(To Prospectus dated November 4, 2016,
Prospectus Supplement dated November 4, 2016 and
Product Supplement STOCK ARN-1 dated September 6, 2017)

Units
\$10 principal amount per unit
CUSIP No.

Pricing Date* February , 2019
Settlement Date* February , 2019
Maturity Date* April , 2020

Bank of America



*Subject to change based on the actual date the notes are priced for initial sale to the public (the "pricing date")

BofA Finance LLC

Accelerated Return Notes[®] Linked to a Basket of Three Financial Sector Stocks

Fully and Unconditionally Guaranteed by Bank of America Corporation

- Maturity of approximately 14 months
- 3-to-1 upside exposure to increases in the Basket, subject to a capped return of 23.00% to 27.00%]
- The Basket will be comprised of the common stocks of KeyCorp, Wells Fargo & Company and Citigroup Inc.. Each Basket Stock will be given an approximately equal weight.
- 1-to-1 downside exposure to decreases in the Basket, with 100% of your investment at risk
- All payments occur at maturity and are subject to the credit risk of BofA Finance LLC, as issuer of the notes, and the credit risk of Bank of America Corporation, as guarantor of the notes
- No periodic interest payments
- In addition to the underwriting discount set forth below, the notes include a hedging-related charge of \$0.075 per unit. See "Structuring the Notes"
- Limited secondary market liquidity, with no exchange listing



The notes are being issued by BofA Finance LLC ("BofA Finance") and are fully and unconditionally guaranteed by Bank of America Corporation ("BAC"). There are important differences between the notes and a conventional debt security, including different investment risks and certain additional costs. See "Risk Factors" and "Additional Risk Factors" beginning on page TS-6 of this term sheet and "Risk Factors" beginning on page PS-6 of product supplement STOCK ARN-1, page S-4 of the accompanying Series A MTN prospectus supplement and page 7 of the accompanying prospectus

The initial estimated value of the notes as of the pricing date is expected to be between \$9.36 and \$9.83 per unit, which is less than the public offering price listed below. See "Summary" on the following page, "Risk Factors" beginning on page TS-6 of this term sheet and "Structuring the Notes" on page TS-15 of this term sheet for additional information. The actual value of your notes at any time will reflect many factors and cannot be predicted with accuracy.

None of the Securities and Exchange Commission (the "SEC"), any state securities commission, or any other regulatory body has approved or disapproved of these securities or determined if this Note Prospectus (as defined below) is truthful or complete. Any representation to the contrary is a criminal offense.

	Per Unit	Total
Public offering price ⁽¹⁾	\$10.00	\$
Underwriting discount ⁽¹⁾	\$0.20	\$
Proceeds, before expenses, to BofA Finance	\$9.80	\$

- (1) For any purchase of 500,000 units or more in a single transaction by an individual investor or in combined transactions with the investor's household in this offering, the public offering price and the underwriting discount will be \$9.95 per unit and \$0.15 per unit, respectively. See "Supplement to the Plan of Distribution; Conflicts of Interest" below.

The notes and the related guarantee:

Are Not FDIC Insured	Are Not Bank Guaranteed	May Lose Value
----------------------	-------------------------	----------------

Merrill Lynch & Co.

February , 2019

Summary

The Accelerated Return Notes[®] Linked to a Basket of Three Financial Sector Stocks, due April , 2020 (the “notes”) are our senior unsecured debt securities. Payments on the notes are fully and unconditionally guaranteed by BAC. The notes and the related guarantee are not insured by the Federal Deposit Insurance Corporation or secured by collateral. **The notes will rank equally with all of BofA Finance’s other unsecured and unsubordinated debt, and the related guarantee will rank equally with all of BAC’s other unsecured and unsubordinated obligations. Any payments due on the notes, including any repayment of principal, will be subject to the credit risk of BofA Finance, as issuer, and BAC, as guarantor.** The notes provide you a leveraged return, subject to a cap, if the Ending Value of the Market Measure, which is the basket of three financial sector stocks described below (the “Basket”), is greater than its Starting Value. If the Ending Value is less than the Starting Value, you will lose all or a portion of the principal amount of your notes. Any payments on the notes will be calculated based on the \$10 principal amount per unit and will depend on the performance of the Basket, subject to our and BAC’s credit risk. See “Terms of the Notes” below.

The Basket will be comprised of the common stocks of KeyCorp, Wells Fargo & Company, and Citigroup Inc. (each, a “Basket Stock”). On the pricing date, each Basket Stock will be given an approximately equal weight.

The economic terms of the notes (including the Capped Value) are based on BAC’s internal funding rate, which is the rate it would pay to borrow funds through the issuance of market-linked notes and the economic terms of certain related hedging arrangements. BAC’s internal funding rate is typically lower than the rate it would pay when it issues conventional fixed or floating rate debt securities. This difference in funding rate, as well as the underwriting discount and the hedging related charge described below, will reduce the economic terms of the notes to you and the initial estimated value of the notes on the pricing date. Due to these factors, the public offering price you pay to purchase the notes will be greater than the initial estimated value of the notes.

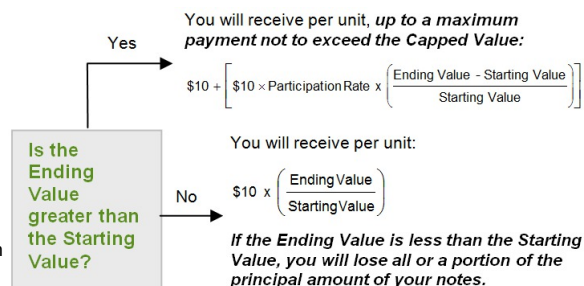
On the cover page of this term sheet, we have provided the initial estimated value range for the notes. This initial estimated value range was determined based on our, BAC’s and our other affiliates’ pricing models, which take into consideration BAC’s internal funding rate and the market prices for the hedging arrangements related to the notes. The initial estimated value of the notes calculated on the pricing date will be set forth in the final term sheet made available to investors in the notes. For more information about the initial estimated value and the structuring of the notes, see “Structuring the Notes” on page TS-15.

Terms of the Notes

Issuer:	BofA Finance LLC (“BofA Finance”)
Guarantor:	Bank of America Corporation (“BAC”)
Principal Amount:	\$10.00 per unit
Term:	Approximately 14 months
Market Measure:	An approximately equally weighted basket of three financial sector stocks comprised of KeyCorp (NYSE symbol: “KEY”), Wells Fargo & Company (NYSE symbol: “WFC”) and Citigroup Inc. (NYSE symbol: “C”) (each, an “Underlying Company”).
Starting Value:	The Starting Value will be set to 100.00 on the pricing date.
Ending Value:	The value of the Basket on the calculation day. The scheduled calculation day is subject to postponement in the event of Market Disruption Events, as described on page PS27 of product supplement STOCK ARN-1.
Participation Rate:	300%
Capped Value:	[\$12.30 to \$12.70] per unit, which represents a return of [23.00% to 27.00%] over the principal amount. The actual Capped Value will be determined on the pricing date.
Calculation Day:	Approximately the fifth scheduled trading day immediately preceding the maturity date.
Price Multiplier:	1, for each Basket Stock, subject to adjustment for certain corporate events relating to the Basket Stocks described beginning on page PS-20 of product supplement STOCK ARN-1.
Fees and Charges:	The underwriting discount of \$0.20 per unit listed on the cover page and the hedging related charge of \$0.075 per unit described in “Structuring the Notes” on page TS-15.
Calculation Agent:	Merrill Lynch, Pierce, Fenner & Smith Incorporated (“MLPF&S”), an affiliate of BofA Finance.

Redemption Amount Determination

On the maturity date, you will receive a cash payment per unit determined as follows:



Linked to a Basket of Three Financial Sector Stocks, due April , 2020

The terms and risks of the notes are contained in this term sheet and in the following:

- Product supplement STOCK ARN-1 dated September 6, 2017:
https://www.sec.gov/Archives/edgar/data/70858/000089109217006459/e75570_424b5.htm
- Series A MTN prospectus supplement dated November 4, 2016 and prospectus dated November 4, 2016:
<https://www.sec.gov/Archives/edgar/data/70858/000119312516760144/d266649d424b3.htm>

These documents (together, the "Note Prospectus") have been filed as part of a registration statement with the SEC, which may, without cost, be accessed on the SEC website as indicated above or obtained from MLPF&S by calling 1-800-294-1322. Before you invest, you should read the Note Prospectus, including this term sheet, for information about us, BAC and this offering. Any prior or contemporaneous oral statements and any other written materials you may have received are superseded by the Note Prospectus. Capitalized terms used but not defined in this term sheet have the meanings set forth in product supplement STOCK ARN-1. Unless otherwise indicated or unless the context requires otherwise, all references in this document to "we," "us," "our," or similar references are to BofA Finance, and not to BAC.

Investor Considerations

You may wish to consider an investment in the notes if:

- You anticipate that the value of the Basket will increase moderately from the Starting Value to the Ending Value.
- You are willing to risk a loss of principal and return if the value of the Basket decreases from the Starting Value to the Ending Value.
- You accept that the return on the notes will be capped.
- You are willing to forgo the interest payments that are paid on conventional interest bearing debt securities.
- You are willing to forgo dividends or other benefits of owning the Basket Stocks.
- You are willing to accept a limited or no market for sales prior to maturity, and understand that the market prices for the notes, if any, will be affected by various factors, including our and BAC's actual and perceived creditworthiness, BAC's internal funding rate and fees and charges on the notes.
- You are willing to assume our credit risk, as issuer of the notes, and BAC's credit risk, as guarantor of the notes, for all payments under the notes, including the Redemption Amount.

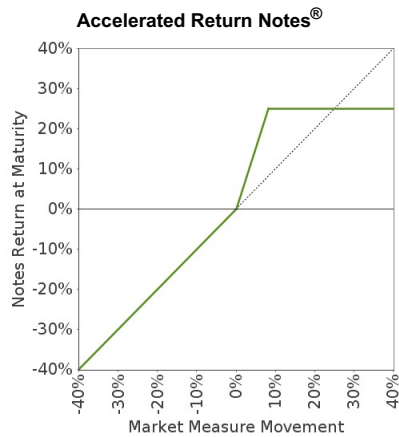
The notes may not be an appropriate investment for you if:

- You believe that the value of the Basket will decrease from the Starting Value to the Ending Value or that it will not increase sufficiently over the term of the notes to provide you with your desired return.
- You seek principal repayment or preservation of capital.
- You seek an uncapped return on your investment.
- You seek interest payments or other current income on your investment.
- You want to receive dividends or other distributions paid on the Basket Stocks.
- You seek an investment for which there will be a liquid secondary market.
- You are unwilling or are unable to take market risk on the notes to take our credit risk, as issuer of the notes, or to take BAC's credit risk, as guarantor of the notes.

We urge you to consult your investment, legal, tax, accounting, and other advisors before you invest in the notes.

Hypothetical Payout Profile and Examples of Payments at Maturity

The below graph is based on **hypothetical** numbers and values.



This graph reflects the returns on the notes, based on the Participation Rate of 300% and a Capped Value of \$12.50 per unit (the midpoint of the Capped Value range of [\$12.30 to \$12.70]). The green line reflects the returns on the notes, while the dotted gray line reflects the returns of a direct investment in the Basket Stocks, excluding dividends.

This graph has been prepared for purposes of illustration only.

The following table and examples are for purposes of illustration only. They are based on **hypothetical** values and show **hypothetical** returns on the notes. They illustrate the calculation of the Redemption Amount and total rate of return based on the Starting Value of 100, the Participation Rate of 300%, a Capped Value of \$12.50 per unit and a range of hypothetical Ending Values. **The actual amount you receive and the resulting total rate of return will depend on the actual Ending Value, Capped Value, and whether you hold the notes to maturity.** The following examples do not take into account any tax consequences from investing in the notes.

For **hypothetical** historical values of the Basket, see "The Basket" section below. For recent actual prices of the Basket Stocks, see "The Basket Stocks" section below. The Ending Value will not include any income generated by dividends paid on the Basket Stocks, which you would otherwise be entitled to receive if you invested in those stocks directly. In addition, all payments on the notes are subject to issuer and guarantor credit risk.

Ending Value	Percentage Change from the Starting Value to the Ending Value	Redemption Amount per Unit	Total Rate of Return on the Notes
0.00	-100.00%	\$0.00	-100.00%
50.00	-50.00%	\$5.00	-50.00%
80.00	-20.00%	\$8.00	-20.00%
90.00	-10.00%	\$9.00	-10.00%
94.00	-6.00%	\$9.40	-6.00%
97.00	-3.00%	\$9.70	-3.00%
100.00 ⁽¹⁾	0.00%	\$10.00	0.00%
102.00	2.00%	\$10.60	6.00%
103.00	3.00%	\$10.90	9.00%
105.00	5.00%	\$11.50	15.00%
110.00	10.00%	\$12.50 ⁽²⁾	25.00%
120.00	20.00%	\$12.50	25.00%
130.00	30.00%	\$12.50	25.00%
140.00	40.00%	\$12.50	25.00%
150.00	50.00%	\$12.50	25.00%
160.00	60.00%	\$12.50	25.00%

(1) The Starting Value will be set to 100.00 on the pricing date.

(2) The Redemption Amount per unit cannot exceed the **hypothetical** Capped Value.

Redemption Amount Calculation Examples**Example 1**

The Ending Value is 80.00, or 80.00% of the Starting Value:

Starting Value: 100.00

Ending Value: 80.00

$$\$10 \times \left(\frac{80}{100} \right) = \mathbf{\$8.00} \text{ Redemption Amount per unit}$$

Example 2

The Ending Value is 103.00, or 103.00% of the Starting Value:

Starting Value: 100.00

Ending Value: 103.00

$$\$10 + \left[\$10 \times 300\% \times \left(\frac{103-100}{100} \right) \right] = \mathbf{\$10.90} \text{ Redemption Amount per unit}$$

Example 3

The Ending Value is 130.00, or 130.00% of the Starting Value:

Starting Value: 100.00

Ending Value: 130.00

$$\$10 + \left[\$10 \times 300\% \times \left(\frac{130-100}{100} \right) \right] = \mathbf{\$19.00, however, because the Redemption Amount for the notes cannot exceed the Capped Value, the Redemption Amount will be \$12.50 per unit}$$

Risk Factors

There are important differences between the notes and a conventional debt security. An investment in the notes involves significant risks, including those listed below. You should carefully review the more detailed explanation of risks relating to the notes in the "Risk Factors" sections beginning on page PS-6 of product supplement STOCK ARN-1, page S-4 of the Series A MTN prospectus supplement, and page 7 of the prospectus identified above. We also urge you to consult your investment, legal, tax, accounting, and other advisors before you invest in the notes.

- Depending on the performance of the Basket as measured shortly before the maturity date, your investment may result in a loss; there is no guaranteed return of principal.
- Your return on the notes may be less than the yield you could earn by owning a conventional fixed or floating rate debt security of comparable maturity.
- Payments on the notes are subject to our credit risk, and the credit risk of BAC, and actual or perceived changes in our or BAC's creditworthiness are expected to affect the value of the notes. If we and BAC become insolvent or are unable to pay our respective obligations, you may lose your entire investment.
- Your investment return is limited to the return represented by the Capped Value and may be less than a comparable investment directly in the Basket Stocks.
- We are a finance subsidiary and, as such, will have limited assets and operations.
- BAC's obligations under its guarantee of the notes will be structurally subordinated to liabilities of its subsidiaries.
- The notes issued by us will not have the benefit of any cross-default or cross-acceleration with other indebtedness of BofA Finance or BAC; events of bankruptcy or insolvency or resolution proceedings relating to BAC and covenant breach by BAC will not constitute an event of default with respect to the notes.
- The initial estimated value of the notes considers certain assumptions and variables and relies in part on certain forecasts about future events, which may prove to be incorrect. The initial estimated value of the notes is an estimate only, determined as of a particular point in time by reference to our and our affiliates' pricing models. These pricing models consider certain assumptions and variables, including our credit spreads, and those of BAC, BAC's internal funding rate on the pricing date, mid-market terms on hedging transactions, expectations on interest rates and volatility, price-sensitivity analysis, and the expected term of the notes. These pricing models rely in part on certain forecasts about future events, which may prove to be incorrect.
- The public offering price you pay for the notes will exceed the initial estimated value. If you attempt to sell the notes prior to maturity, their market value may be lower than the price you paid for them and lower than the initial estimated value. This is due to, among other things, changes in the value of the Basket, BAC's internal funding rate, and the inclusion in the public offering price of the underwriting discount and the hedging related charge, all as further described in "Structuring the Notes" on page TS-15. These factors, together with various credit, market and economic factors over the term of the notes, are expected to reduce the price at which you may be able to sell the notes in any secondary market and will affect the value of the notes in complex and unpredictable ways.
- The initial estimated value does not represent a minimum or maximum price at which we, BAC, MLPF&S or any of our other affiliates would be willing to purchase your notes in any secondary market (if any exists) at any time. The value of your notes at any time after issuance will vary based on many factors that cannot be predicted with accuracy, including the performance of the Basket, our and BAC's creditworthiness and changes in market conditions.
- A trading market is not expected to develop for the notes. None of us, BAC or MLPF&S is obligated to make a market for, or to repurchase, the notes. There is no assurance that any party will be willing to purchase your notes at any price in any secondary market.
- BAC and its affiliates' hedging and trading activities (including trades in shares of the Basket Stocks), and any hedging and trading activities BAC or its affiliates engage in that are not for your account or on your behalf, may affect the market value and return of the notes and may create conflicts of interest with you.
- The Underlying Companies will have no obligations relating to the notes, and none of us, BAC or MLPF&S will perform any due diligence procedures with respect to any Underlying Company in connection with this offering.
- Changes in the price of one of the Basket Stocks may be offset by changes in the prices of the other Basket Stocks.
- You will have no rights of a holder of the Basket Stocks, and you will not be entitled to receive shares of the Basket Stocks or dividends or other distributions by the Underlying Companies.
- While BAC and our other affiliates may from time to time own securities of the Underlying Companies, we do not control any Underlying Company, and have not verified any disclosures made by any Underlying Company.
- The payment on the notes will not be adjusted for all corporate events that could affect a Basket Stock. See "Description of ARNs—Anti-Dilution Adjustments" beginning on page PS-20 of product supplement STOCK ARN-1.

- There may be potential conflicts of interest involving the calculation agent, which is an affiliate of ours. We have the right to appoint and remove the calculation agent.
- The U.S. federal income tax consequences of the notes are uncertain, and may be adverse to a holder of the notes. See “Summary Tax Consequences” below and “U.S. Federal Income Tax Summary” beginning on page PS-30 of product supplement STOCK ARN-1.

Additional Risk Factors

The stocks included in the Basket are concentrated in one sector. All of the stocks included in the Basket are issued by companies in the financial sector. Although an investment in the notes will not give holders any ownership or other direct interests in the Basket Stocks, the return on an investment in the notes will be subject to certain risks associated with a direct equity investment in companies in the financial sector, including those discussed below. Accordingly, by investing in the notes, you will not benefit from the diversification which could result from an investment linked to companies that operate in multiple sectors.

Adverse conditions in the financial sector may reduce your return on the notes. All of the Basket Stocks are issued by companies whose primary lines of business are directly associated with the financial sector. The profitability of these companies is largely dependent on the availability and cost of capital funds, and can fluctuate significantly, particularly when market interest rates change. Credit losses resulting from financial difficulties of these companies' customers can negatively impact the sector. In addition, adverse international economic, business, or political developments, including with respect to the insurance sector, or to real estate and loans secured by real estate, could have a major effect on the prices of the Basket Stocks. As a result of these factors, the value of the notes may be subject to greater volatility and be more adversely affected by economic, political, or regulatory events relating to the financial services sector.

Economic conditions have adversely impacted the stock prices of many companies in the financial services sector, and may do so during the term of the notes.

In recent years, international economic conditions have resulted, and may continue to result, in significant losses among many companies that operate in the financial services sector. These conditions have also resulted, and may continue to result, in a high degree of volatility in the stock prices of financial institutions, and substantial fluctuations in the profitability of these companies. Numerous financial services companies have experienced substantial decreases in the value of their assets, taken action to raise capital (including the issuance of debt or equity securities), or even ceased operations. Further, companies in the financial services sector have been subject to unprecedented government actions and regulation, which may limit the scope of their operations and, in turn, result in a decrease in value of these companies. Any of these factors may have an adverse impact on the performance of the Basket Stocks. As a result, the prices of the Basket Stocks may be adversely affected by economic, political, or regulatory events affecting the financial services sector or one of the sub-sectors of the financial services sector. This in turn could adversely impact the market value of the notes and the payment on the notes.

The Basket

The Basket is designed to allow investors to participate in the percentage changes of the Basket from the Starting Value to the Ending Value. The Basket Stocks are described in the section "The Basket Stocks" below. Each Basket Stock will be assigned an initial weight on the pricing date, as set forth in the table below.

For more information on the calculation of the value of the Basket, please see the section entitled "Description of ARNs—Basket Market Measures" beginning on page PS-26 of product supplement STOCK ARN-1.

If January 22, 2019 were the pricing date, for each Basket Stock, the Initial Component Weight, the Closing Market Price, the hypothetical Component Ratio and the initial contribution to the Basket value would be as follows:

Basket Stock	Bloomberg Symbol	Initial Component Weight	Closing Market Price ⁽¹⁾⁽²⁾	Hypothetical Component Ratio ⁽¹⁾⁽³⁾	Initial Basket Value Contribution
KeyCorp	KEY	33.33%	16.90	1.97218935	33.33
Wells Fargo & Company	WFC	33.33%	49.86	0.66847172	33.33
Citigroup Inc.	C	33.34%	61.85	0.53904608	33.34
				Starting Value	100.00

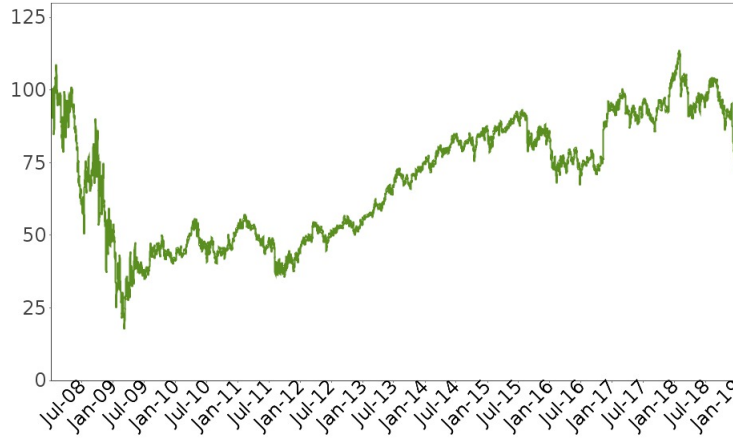
- (1) The actual Closing Market Price of each Basket Stock and the resulting actual Component Ratios will be determined on the pricing date, subject to adjustment as more fully described in the section below. The actual Closing Market Price and Component Ratio of each Basket Stock will be set forth in the final term sheet that will be made available in connection with sales of the notes.
- (2) These were the Closing Market Prices of the Basket Stocks on January 22, 2019.
- (3) Each hypothetical Component Ratio equals the Initial Component Weight of the relevant Basket Stock (as a percentage) multiplied by 100, and then divided by the Closing Market Price of that Basket Stock on January 22, 2019 and rounded to eight decimal places.

The calculation agent will calculate the Ending Value of the Basket by summing the products of the Closing Market Price for each Basket Stock (multiplied by its Price Multiplier) on the calculation day and the Component Ratio applicable to that Basket Stock. The Price Multiplier for each Basket Stock will initially be 1, and is subject to adjustment as described in the product supplement. If a Market Disruption Event occurs as to any Basket Stock on the scheduled calculation day, the Closing Market Price of that Basket Stock will be determined as more fully described in the section entitled "Description of ARNs—Basket Market Measures—Ending Value of the Basket" on page PS-27 of product supplement STOCK ARN-1.

Linked to a Basket of Three Financial Sector Stocks, due April , 2020

While actual historical information on the Basket will not exist before the pricing date, the following graph sets forth the hypothetical historical daily performance of the Basket from January 1, 2008 through January 22, 2019. The graph is based upon actual daily historical prices of the Basket Stocks, hypothetical Component Ratios based on the closing prices of the Basket Stocks as of December 31, 2007, and a Basket value of 100.00 as of that date. This hypothetical historical data on the Basket is not necessarily indicative of the future performance of the Basket or what the value of the notes may be. Any hypothetical historical upward or downward trend in the value of the Basket during any period set forth below is not an indication that the value of the Basket is more or less likely to increase or decrease at any time over the term of the notes.

Hypothetical Historical Performance of the Basket



The Basket Stocks

We have derived the following information from publicly available documents. We have not independently verified the accuracy or completeness of the following information.

Because each Basket Stock is registered under the Securities Exchange Act of 1934, the Underlying Companies are required to file periodically certain financial and other information specified by the SEC. Information provided to or filed with the SEC by the Underlying Companies can be located at the Public Reference Section of the SEC, 100 F Street, N.E., Room 1580, Washington, D.C. 20549 or through the SEC's website at <http://www.sec.gov> by reference to the applicable CIK number set forth below.

This term sheet relates only to the notes and does not relate to any securities of the Underlying Companies. Neither we nor any of our affiliates have participated or will participate in the preparation of the Underlying Companies' publicly available documents. Neither we nor any of our affiliates have made any due diligence inquiry with respect to the Underlying Companies in connection with the offering of the notes. Neither we nor any of our affiliates make any representation that the publicly available documents or any other publicly available information regarding the Underlying Companies are accurate or complete. Furthermore, there can be no assurance that all events occurring prior to the date of this term sheet, including events that would affect the accuracy or completeness of these publicly available documents that would affect the trading price of the Basket Stocks, have been or will be publicly disclosed. Subsequent disclosure of any events or the disclosure of or failure to disclose material future events concerning an Underlying Company could affect the price of its Basket Stock and therefore could affect your return on the notes. The selection of the Basket Stocks is not a recommendation to buy or sell shares of the Basket Stocks.

The tables set forth below show the quarterly high and low Closing Market Prices of the shares of the Basket Stocks on their primary exchange from the first quarter of 2008 through January 22, 2019. We obtained this historical data from Bloomberg L.P. We have not independently verified the accuracy or completeness of the information obtained from Bloomberg L.P. These historical trading prices may have been adjusted to reflect certain corporate actions such as stock splits and reverse stock splits.

Linked to a Basket of Three Financial Sector Stocks, due April , 2020

KeyCorp

KeyCorp is a financial services holding company. The Company provides a range of retail and commercial banking, commercial leasing, investment management, consumer finance and investment banking products and services to individual, corporate and institutional clients. This Basket Component trades on the New York Stock Exchange under the symbol "KEY". The company's CIK number is 91576.

	<u>High (\$)</u>	<u>Low (\$)</u>
2008		
First Quarter	26.42	20.50
Second Quarter	25.61	10.98
Third Quarter	14.88	8.37
Fourth Quarter	13.73	6.27
2009		
First Quarter	9.14	5.36
Second Quarter	9.23	4.60
Third Quarter	7.02	4.82
Fourth Quarter	6.68	5.32
2010		
First Quarter	7.93	5.94
Second Quarter	9.19	7.47
Third Quarter	8.91	7.22
Fourth Quarter	8.85	7.53
2011		
First Quarter	9.71	8.40
Second Quarter	8.98	7.93
Third Quarter	8.44	5.71
Fourth Quarter	7.78	5.72
2012		
First Quarter	8.69	7.62
Second Quarter	8.48	6.89
Third Quarter	9.04	7.56
Fourth Quarter	8.90	7.90
2013		
First Quarter	10.15	8.78
Second Quarter	11.08	9.33
Third Quarter	12.59	11.24
Fourth Quarter	13.46	11.30
2014		
First Quarter	14.43	12.31
Second Quarter	14.49	13.11
Third Quarter	14.51	12.99
Fourth Quarter	14.10	12.14
2015		
First Quarter	14.65	12.16
Second Quarter	15.65	14.06
Third Quarter	15.33	12.67
Fourth Quarter	13.90	12.42
2016		
First Quarter	12.96	10.00
Second Quarter	12.96	10.29
Third Quarter	12.62	10.68
Fourth Quarter	18.54	12.15
2017		
First Quarter	19.36	16.90
Second Quarter	18.90	17.00
Third Quarter	19.37	16.47
Fourth Quarter	20.44	17.64

2018		
First Quarter	22.15	19.04
Second Quarter	20.67	18.87
Third Quarter	21.74	19.56
Fourth Quarter	20.52	13.82
2019		
First Quarter (through January 22, 2019)	16.90	15.02

Linked to a Basket of Three Financial Sector Stocks, due April , 2020

Wells Fargo & Company

Wells Fargo & Company is a diversified financial services company providing banking, insurance, investments, mortgage, leasing, credit cards, and consumer finance. The company operates through physical stores, the Internet and other distribution channels across North America and elsewhere internationally. This Basket Component trades on the New York Stock Exchange under the symbol "WFC". The company's CIK number is 72971.

	<u>High (\$)</u>	<u>Low (\$)</u>
2008		
First Quarter	34.01	25.48
Second Quarter	31.49	23.75
Third Quarter	39.80	20.51
Fourth Quarter	36.70	21.76
2009		
First Quarter	30.00	8.12
Second Quarter	28.18	14.48
Third Quarter	29.41	22.87
Fourth Quarter	31.38	25.32
2010		
First Quarter	31.22	26.43
Second Quarter	33.88	25.60
Third Quarter	28.57	23.25
Fourth Quarter	31.31	23.59
2011		
First Quarter	34.10	31.20
Second Quarter	32.40	25.36
Third Quarter	29.38	22.88
Fourth Quarter	27.80	23.18
2012		
First Quarter	34.47	28.43
Second Quarter	34.51	30.05
Third Quarter	36.13	32.85
Fourth Quarter	35.97	31.43
2013		
First Quarter	38.20	34.66
Second Quarter	41.56	36.27
Third Quarter	44.63	41.08
Fourth Quarter	45.54	40.24
2014		
First Quarter	49.74	44.23
Second Quarter	52.98	47.71
Third Quarter	53.36	49.70
Fourth Quarter	55.71	47.85
2015		
First Quarter	56.17	50.72
Second Quarter	57.91	53.94
Third Quarter	58.52	50.02
Fourth Quarter	55.97	51.26
2016		
First Quarter	52.91	45.16
Second Quarter	51.11	45.01
Third Quarter	50.80	44.28
Fourth Quarter	57.29	43.75
2017		
First Quarter	59.73	53.78
Second Quarter	55.78	51.14
Third Quarter	55.78	49.58
Fourth Quarter	61.61	53.19

2018		
First Quarter	65.93	50.98
Second Quarter	56.18	50.39
Third Quarter	59.19	52.56
Fourth Quarter	54.46	43.60
2019		
First Quarter (through January 22, 2019)	50.01	46.57

Accelerated Return Notes[®]

Linked to a Basket of Three Financial Sector Stocks, due April , 2020



Citigroup Inc.

Citigroup Inc. is a financial services holding company that provides a range of financial services to consumer and corporate customers. The company's services include investment banking, retail brokerage, corporate banking and cash management products and services. This Basket Stock trades on the New York Stock Exchange (the "NYSE") under the symbol "C." The company's CIK number is 831001.

	<u>High (\$)</u>	<u>Low (\$)</u>
2008		
First Quarter	296.90	186.20
Second Quarter	268.10	167.60
Third Quarter	211.20	140.30
Fourth Quarter	230.00	37.70
2009		
First Quarter	74.60	10.20
Second Quarter	40.20	26.80
Third Quarter	52.30	25.90
Fourth Quarter	50.00	32.00
2010		
First Quarter	43.10	31.50
Second Quarter	49.70	36.30
Third Quarter	43.00	36.60
Fourth Quarter	48.10	39.50
2011		
First Quarter	51.30	43.90
Second Quarter	46.00	36.81
Third Quarter	42.88	23.96
Fourth Quarter	34.17	23.11
2012		
First Quarter	38.08	28.17
Second Quarter	36.87	24.82
Third Quarter	34.79	25.24
Fourth Quarter	40.17	32.75
2013		
First Quarter	47.60	41.15
Second Quarter	53.27	42.50
Third Quarter	53.00	47.67
Fourth Quarter	53.29	47.67
2014		
First Quarter	55.20	46.34
Second Quarter	49.58	45.68
Third Quarter	53.66	46.90
Fourth Quarter	56.37	49.68
2015		
First Quarter	54.26	46.95
Second Quarter	57.39	51.52
Third Quarter	60.34	49.00
Fourth Quarter	55.87	49.88
2016		
First Quarter	51.13	34.98
Second Quarter	47.33	38.48
Third Quarter	47.90	40.78
Fourth Quarter	61.09	47.03
2017		
First Quarter	61.55	55.68
Second Quarter	66.98	57.72
Third Quarter	72.74	65.95
Fourth Quarter	77.10	71.33

2018		
First Quarter	80.08	67.50
Second Quarter	72.86	65.46
Third Quarter	74.79	66.06
Fourth Quarter	72.62	49.26
2019		
First Quarter (through January 22, 2019)	63.12	52.56

Supplement to the Plan of Distribution; Conflicts of Interest

Under our distribution agreement with MLPF&S, MLPF&S will purchase the notes from us as principal at the public offering price indicated on the cover of this term sheet, less the indicated underwriting discount.

The current business of MLPF&S is being reorganized into two affiliated broker-dealers: MLPF&S and a new broker-dealer, BofAML Securities, Inc. ("BofAMLS"). BofAMLS will be the new legal entity for the institutional services that are now provided by MLPF&S. MLPF&S will be assigning its rights and obligations as selling agent for the notes under our distribution agreement to BofAMLS effective on the "Transfer Date". Accordingly, if the pricing date of the notes occurs on or after the Transfer Date, BofAMLS will be responsible for the pricing of the notes. If the settlement date of the notes occurs on or after the Transfer Date, BofAMLS will, subject to the terms and conditions of the distribution agreement, purchase the notes from us as principal on the settlement date. MLPF&S will in turn purchase the notes from BofAMLS for resale, and it will receive a selling concession in connection with the sale of the notes in an amount up to the full amount of underwriting discount set forth on the cover of this term sheet.

MLPF&S, a broker-dealer subsidiary of BAC, is a member of the Financial Industry Regulatory Authority, Inc. ("FINRA") and will participate as selling agent in the distribution of the notes. Accordingly, offerings of the notes will conform to the requirements of Rule 5121 applicable to FINRA members. MLPF&S may not make sales in this offering to any of its discretionary accounts without the prior written approval of the account holder.

We may deliver the notes against payment therefor in New York, New York on a date that is greater than two business days following the pricing date. Under Rule 15c6-1 of the Securities Exchange Act of 1934, trades in the secondary market generally are required to settle in two business days, unless the parties to any such trade expressly agree otherwise. Accordingly, if the initial settlement of the notes occurs more than two business days from the pricing date, purchasers who wish to trade the notes more than two business days prior to the original issue date will be required to specify alternative settlement arrangements to prevent a failed settlement.

The notes will not be listed on any securities exchange. In the original offering of the notes, the notes will be sold in minimum investment amounts of 100 units. If you place an order to purchase the notes, you are consenting to MLPF&S acting as a principal in effecting the transaction for your account.

MLPF&S may repurchase and resell the notes, with repurchases and resales being made at prices related to then-prevailing market prices or at negotiated prices and these will include MLPF&S's trading commissions and mark-ups. MLPF&S may act as principal or agent in these market-making transactions; however, it is not obligated to engage in any such transactions. At MLPF&S's discretion, for a short, undetermined initial period after the issuance of the notes, MLPF&S may offer to buy the notes in the secondary market at a price that may exceed the initial estimated value of the notes. Any price offered by MLPF&S for the notes will be based on then-prevailing market conditions and other considerations, including the performance of the Basket and the remaining term of the notes. However, neither we nor any of our affiliates is obligated to purchase your notes at any price, or at any time, and we cannot assure you that we or any of our affiliates will purchase your notes at a price that equals or exceeds the initial estimated value of the notes.

The value of the notes shown on your account statement will be based on MLPF&S's estimate of the value of the notes if MLPF&S or another of our affiliates were to make a market in the notes, which it is not obligated to do. That estimate will be based upon the price that MLPF&S may pay for the notes in light of then-prevailing market conditions and other considerations, as mentioned above, and will include transaction costs. At certain times, this price may be higher than or lower than the initial estimated value of the notes.

An investor's household, as referenced on the cover of this term sheet, will generally include accounts held by any of the following, as determined by MLPF&S in its discretion and acting in good faith based upon information then available to MLPF&S:

- the investor's spouse (including a domestic partner), siblings, parents, grandparents, spouse's parents, children and grandchildren, but excluding accounts held by aunts, uncles, cousins, nieces, nephews or any other family relationship not directly above or below the individual investor;
- a family investment vehicle, including foundations, limited partnerships and personal holding companies, but only if the beneficial owners of the vehicle consist solely of the investor or members of the investor's household as described above; and
- a trust where the grantors and/or beneficiaries of the trust consist solely of the investor or members of the investor's household as described above; provided that, purchases of the notes by a trust generally cannot be aggregated together with any purchases made by a trustee's personal account.

Purchases in retirement accounts will not be considered part of the same household as an individual investor's personal or other non-retirement account, except for individual retirement accounts ("IRAs"), simplified employee pension plans ("SEPs"), savings incentive match plan for employees ("SIMPLEs"), and single-participant or owners only accounts (i.e., retirement accounts held by self-employed individuals, business owners or partners with no employees other than their spouses).

Please contact your Merrill Lynch financial advisor if you have any questions about the application of these provisions to your specific circumstances or think you are eligible.

Structuring the Notes

The notes are our debt securities, the return on which is linked to the performance of the Basket. The related guarantees are BAC's obligations. As is the case for all of our and BAC's respective debt securities, including our market-linked notes, the economic terms of the notes reflect our and BAC's actual or perceived creditworthiness at the time of pricing. In addition, because market-linked notes result in increased operational, funding and liability management costs to us and BAC, BAC typically borrows the funds under these types of notes at a rate that is more favorable to BAC than the rate that it might pay for a conventional fixed or floating rate debt security. This rate, which we refer to in this term sheet as BAC's internal funding rate, is typically lower than the rate BAC would pay when it issues conventional fixed or floating rate debt securities. This generally relatively lower internal funding rate, which is reflected in the economic terms of the notes, along with the fees and charges associated with market-linked notes, typically results in the initial estimated value of the notes on the pricing date being less than their public offering price.

At maturity, we are required to pay the Redemption Amount to holders of the notes, which will be calculated based on the performance of the Basket and the \$10 per unit principal amount. In order to meet these payment obligations, at the time we issue the notes, we may choose to enter into certain hedging arrangements (which may include call options, put options or other derivatives) with MLPF&S or one of our other affiliates. The terms of these hedging arrangements are determined by seeking bids from market participants, including MLPF&S and its affiliates, and take into account a number of factors, including our and BAC's creditworthiness, interest rate movements, the volatility of the Basket Stocks, the tenor of the notes and the tenor of the hedging arrangements. The economic terms of the notes and their initial estimated value depend in part on the terms of these hedging arrangements.

MLPF&S has advised us that the hedging arrangements will include a hedging related charge of approximately \$0.075 per unit, reflecting an estimated profit to be credited to MLPF&S from these transactions. Since hedging entails risk and may be influenced by unpredictable market forces, additional profits and losses from these hedging arrangements may be realized by MLPF&S or any third party hedge providers.

For further information, see "Risk Factors—General Risks Relating to ARNs" beginning on page PS-6 and "Use of Proceeds" on page PS-16 of product supplement STOCK ARN-1.

MLPF&S Reorganization

As discussed above under "Supplement to the Plan of Distribution; Conflicts of Interest", the current business of MLPF&S is being reorganized into two affiliated broker-dealers. Effective on the Transfer Date, BofAMLS will be the new legal entity for the institutional services that are now provided by MLPF&S. As such, beginning on the Transfer Date, the institutional services currently being provided by MLPF&S, including acting as selling agent for the notes, acting as calculation agent for the notes, acting as principal or agent in secondary market-making transactions for the notes, estimating the value of the notes using pricing models, and entering into hedging arrangements with respect to the notes, are expected to be provided by BofAMLS. Accordingly, references to MLPF&S in this term sheet as such references relate to MLPF&S's institutional services, such as those described above, should be read as references to BofAMLS to the extent these services are to be performed on or after the Transfer Date.

Summary Tax Consequences

You should consider the U.S. federal income tax consequences of an investment in the notes, including the following:

- There is no statutory, judicial, or administrative authority directly addressing the characterization of the notes.
- You agree with us (in the absence of an administrative determination, or judicial ruling to the contrary) to characterize and treat the notes for all tax purposes as a single financial contract with respect to the Basket.
- Under this characterization and tax treatment of the notes, a U.S. Holder (as defined beginning on page 50 of the prospectus) generally will recognize capital gain or loss upon maturity or upon a sale or exchange of the notes prior to maturity. This capital gain or loss generally will be long-term capital gain or loss if you held the notes for more than one year.
- No assurance can be given that the IRS or any court will agree with this characterization and tax treatment.

You should consult your own tax advisor concerning the U.S. federal income tax consequences to you of acquiring, owning, and disposing of the notes, as well as any tax consequences arising under the laws of any state, local, foreign, or other tax jurisdiction and the possible effects of changes in U.S. federal or other tax laws. You should review carefully the discussion (including the opinion of our counsel, Sidley Austin LLP) under the section entitled “U.S. Federal Income Tax Summary” beginning on page PS-30 of product supplement STOCK ARN-1.

Where You Can Find More Information

We and BAC have filed a registration statement (including a productsupplement, a prospectus supplement and a prospectus) with the SEC for the offering to which this term sheet relates. Before you invest, you should read the Note Prospectus, including this term sheet, and the other documents relating to this offering that we and BAC have filed with the SEC, for more complete information about us, BAC and this offering. You may get these documents without cost by visiting EDGAR on the SEC website at www.sec.gov. Alternatively, we, any agent or any dealer participating in this offering will arrange to send you these documents if you so request by calling MLPF&S toll-free at 1-800-294-1322.

Market-Linked Investments Classification



MLPF&S classifies certain market-linked investments (the "Market-Linked Investments") into categories, each with different investment characteristics. The following description is meant solely for informational purposes and is not intended to represent any particular Enhanced Return Market-Linked Investment or guarantee any performance.

Enhanced Return Market-Linked Investments are short- to medium-term investments that offer you a way to enhance exposure to a particular market view without taking on a similarly enhanced level of market downside risk. They can be especially effective in a flat to moderately positive market (or, in the case of bearish investments, a flat to moderately negative market). In exchange for the potential to receive better-than market returns on the linked asset, you must generally accept market downside risk and capped upside potential. As these investments are not market downside protected, and do not assure full repayment of principal at maturity, you need to be prepared for the possibility that you may lose all or part of your investment.

"Accelerated Return Notes[®]" and "ARNs[®]" are BAC's registered service marks.

