

This pricing supplement, which is not complete and may be changed, relates to an effective Registration Statement under the Securities Act of 1933. This pricing supplement and the accompanying product supplement, prospectus supplement and prospectus are not an offer to sell these Notes in any country or jurisdiction where such an offer would not be permitted.

<p><b>BofA Finance LLC \$--</b></p> <p><b>Buffered Enhanced Return Notes</b></p> <p>Fully and Unconditionally Guaranteed by Bank of America Corporation</p>	<p>Preliminary Pricing Supplement - Subject to Completion (To Prospectus dated December 30, 2022, Series A Prospectus Supplement dated December 30, 2022 and Product Supplement EQUITY-1 dated December 30, 2022)</p> <p>Filed Pursuant to Rule 424(b)(2) Registration Statement Nos. 333-268718 and 333-268718-01</p> <p>February 20, 2025</p>
---	---

**Linked to the Least Performing of the Invesco S&P 500<sup>®</sup> Equal Weight ETF, the SPDR<sup>®</sup> Dow Jones Industrial Average<sup>®</sup> ETF and the iShares<sup>®</sup> Russell 1000<sup>®</sup> Value ETF**

- The Buffered Enhanced Return Notes Linked to the Least Performing of the Invesco S&P 500<sup>®</sup> Equal Weight ETF, the SPDR<sup>®</sup> Dow Jones Industrial Average<sup>®</sup> ETF and the iShares<sup>®</sup> Russell 1000<sup>®</sup> Value ETF, due February 26, 2029 (the "Notes") are expected to price on February 21, 2025 and expected to issue on February 26, 2025.
- Approximate 4 year term.
- Payment on the Notes will depend on the individual performance of the Invesco S&P 500<sup>®</sup> Equal Weight ETF, the SPDR<sup>®</sup> Dow Jones Industrial Average<sup>®</sup> ETF and the iShares<sup>®</sup> Russell 1000<sup>®</sup> Value ETF (each an "Underlying").
- If the Ending Value of each Underlying is greater than 100% of its Starting Value, at maturity, you will receive 137.00% upside exposure to increases in the value of the Least Performing Underlying.
- If **any** Underlying declines by more than 25% from its Starting Value, at maturity your investment will be exposed on a leveraged basis to any decrease in the value of the Least Performing Underlying beyond a 25% decline, with up to 100% of the principal at risk; otherwise, at maturity, you will receive the principal amount.
- Any payment on the Notes is subject to the credit risk of BofA Finance LLC ("BofA Finance" or the "Issuer"), as issuer of the Notes, and Bank of America Corporation ("BAC" or the "Guarantor"), as guarantor of the Notes.
- No periodic interest payments.
- The Notes will not be listed on any securities exchange.
- CUSIP No. 09711GRZ0.

The initial estimated value of the Notes as of the pricing date is expected to be between \$926.60 and \$976.60 per \$1,000.00 in principal amount of Notes, which is less than the public offering price listed below. The actual value of your Notes at any time will reflect many factors and cannot be predicted with accuracy. See "Risk Factors" beginning on page PS-6 of this pricing supplement and "Structuring the Notes" on page PS-21 of this pricing supplement for additional information.

**There are important differences between the Notes and a conventional debt security. Potential purchasers of the Notes should consider the information in "Risk Factors" beginning on page PS-6 of this pricing supplement, page PS-5 of the accompanying product supplement, page S-6 of the accompanying prospectus supplement, and page 7 of the accompanying prospectus.**

None of the Securities and Exchange Commission (the "SEC"), any state securities commission, or any other regulatory body has approved or disapproved of these securities or determined if this pricing supplement and the accompanying product supplement, prospectus supplement and prospectus is truthful or complete. Any representation to the contrary is a criminal offense.

	Public offering price <sup>(1)</sup>	Underwriting discount <sup>(1)(2)(3)</sup>	Proceeds, before expenses, to BofA Finance <sup>(2)</sup>
Per Note	\$1,000.00	\$0.60	\$999.40
Total			

- (1) Certain dealers who purchase the Notes for sale to certain fee-based advisory accounts may forgo some or all of their selling concessions, fees or commissions. The public offering price for investors purchasing the Notes in these fee-based advisory accounts may be as low as \$999.40 per \$1,000.00 in principal amount of Notes.
- (2) The underwriting discount per \$1,000.00 in principal amount of Notes may be as high as \$0.60, resulting in proceeds, before expenses, to BofA Finance of as low as \$999.40 per \$1,000.00 in principal amount of Notes.
- (3) In addition to the underwriting discount above, if any, an affiliate of BofA Finance will pay a referral fee of up to \$1.40 per \$1,000.00 in principal amount of the Notes in connection with the distribution of the Notes to other registered broker-dealers.

The Notes and the related guarantee:		
Are Not FDIC Insured	Are Not Bank Guaranteed	May Lose Value

**BofA SECURITIES**   
Selling Agent

## Terms of the Notes

<b>Issuer:</b>	BofA Finance
<b>Guarantor:</b>	BAC
<b>Denominations:</b>	The Notes will be issued in minimum denominations of \$1,000.00 and whole multiples of \$1,000.00 in excess thereof.
<b>Term:</b>	Approximately 4 years.
<b>Underlyings:</b>	The Invesco S&P 500 <sup>®</sup> Equal Weight ETF (Bloomberg symbol: "RSP"), the SPDR <sup>®</sup> Dow Jones Industrial Average <sup>®</sup> ETF (Bloomberg symbol: "DIA") and the iShares <sup>®</sup> Russell 1000 <sup>®</sup> Value ETF (Bloomberg symbol: "IWD").
<b>Pricing Date*:</b>	February 21, 2025
<b>Issue Date*:</b>	February 26, 2025
<b>Valuation Date*:</b>	February 21, 2029, subject to postponement as described under "Description of the Notes—Certain Terms of the Notes—Events Relating to Calculation Days" in the accompanying product supplement.
<b>Maturity Date*:</b>	February 26, 2029
<b>Starting Value:</b>	With respect to each Underlying, its Closing Market Price on the pricing date.
<b>Ending Value:</b>	With respect to each Underlying, its Closing Market Price on the Valuation Date, multiplied by its Price Multiplier.
<b>Price Multiplier:</b>	With respect to each Underlying, 1, subject to adjustment for certain events relating to that Underlying as described in "Description of the Notes — Anti-Dilution and Discontinuance Adjustments Relating to ETFs" beginning on page PS-28 of the accompanying product supplement.
<b>Upside Participation Rate:</b>	137.00%
<b>Threshold Rate:</b>	The <i>quotient</i> of the Starting Value of the Least Performing Underlying divided by its Threshold Value (expressed as a percentage), which equals approximately 133.33333%
<b>Threshold Value:</b>	With respect to each Underlying, 75.00% of its Starting Value.
<b>Redemption Amount:</b>	<p>The Redemption Amount per \$1,000.00 in principal amount of Notes will be:</p> <p>a) If the Ending Value of the Least Performing Underlying is greater than its Starting Value:</p> $\$1,000.00 + (\$1,000.00 \times \text{Upside Participation Rate} \times \text{Underlying Return of the Least Performing Underlying}); \text{ or}$ <p>b) If the Ending Value of the Least Performing Underlying is equal to or less than its Starting Value but greater than or equal to its Threshold Value:</p> $\$1,000.00; \text{ or}$ <p>c) If the Ending Value of the Least Performing Underlying is less than its Threshold Value:</p> $\$1,000.00 - \left( \$1,000.00 \times \text{Threshold Rate} \times \frac{\text{Threshold Value of the Least Performing Underlying} - \text{Ending Value of the Least Performing Underlying}}{\text{Starting Value of the Least Performing Underlying}} \right)$ <p>In this case, the Redemption Amount will be less than the principal amount and you could lose up to 100% of your investment in the Notes.</p>
<b>Calculation Agent:</b>	BofA Securities, Inc. ("BofAS"), an affiliate of BofA Finance.



Buffered Enhanced Return Notes Linked to the Least Performing of the Invesco S&P 500<sup>®</sup> Equal Weight ETF, the SPDR<sup>®</sup> Dow Jones Industrial Average<sup>®</sup> ETF and the iShares<sup>®</sup> Russell 1000<sup>®</sup> Value ETF

<b>Selling Agent:</b>	BofAS
<b>CUSIP:</b>	09711GRZ0
<b>Underlying Return:</b>	With respect to each Underlying,  $\frac{(\text{Ending Value} - \text{Starting Value})}{\text{Starting Value}}$
<b>Least Performing Underlying:</b>	The Underlying with the lowest Underlying Return.
<b>Events of Default and Acceleration:</b>	If an Event of Default, as defined in the senior indenture relating to the Notes and in the section entitled "Description of Debt Securities of BofA Finance LLC— Events of Default and Rights of Acceleration; Covenant Breaches" on page 54 of the accompanying prospectus, with respect to the Notes occurs and is continuing, the amount payable to a holder of the Notes upon any acceleration permitted under the senior indenture will be equal to the amount described under the caption "Redemption Amount" above, calculated as though the date of acceleration were the Maturity Date of the Notes and as though the Valuation Date were the third Trading Day prior to the date of acceleration. In case of a default in the payment of the Notes, whether at their maturity or upon acceleration, the Notes will not bear a default interest rate.

\* Subject to change.

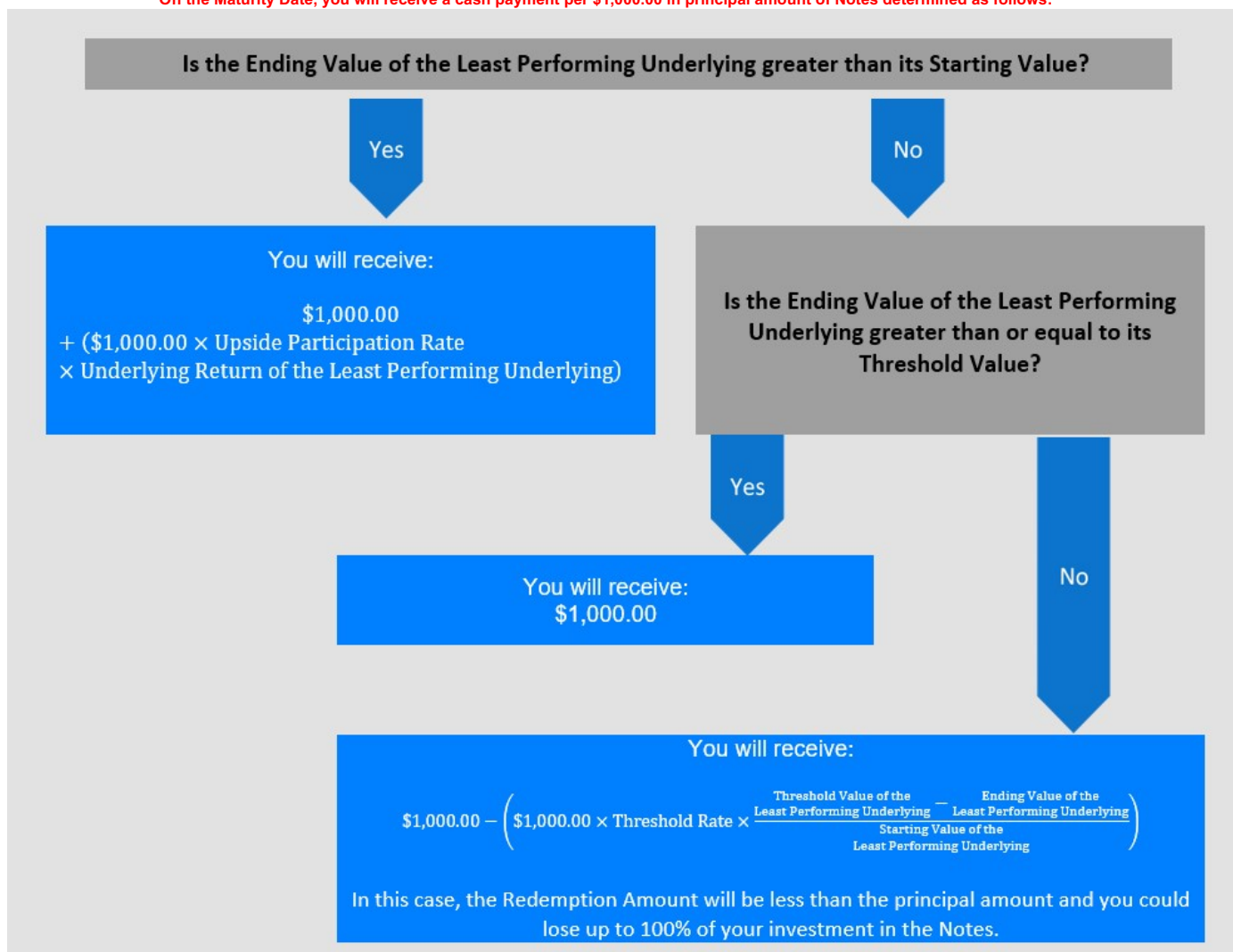
Payment on the Notes depends on the credit risk of BofA Finance, as Issuer, and BAC, as Guarantor, and on the performance of each Underlying. The economic terms of the Notes are based on BAC's internal funding rate, which is the rate it would pay to borrow funds through the issuance of market-linked notes, and the economic terms of certain related hedging arrangements BAC's affiliates enter into. BAC's internal funding rate is typically lower than the rate it would pay when it issues conventional fixed or floating rate debt securities. This difference in funding rate, as well as the underwriting discount, if any, and the hedging related charges described below (see "Risk Factors" beginning on page PS-6), will reduce the economic terms of the Notes to you and the initial estimated value of the Notes. Due to these factors, the public offering price you pay to purchase the Notes will be greater than the initial estimated value of the Notes as of the pricing date.

The initial estimated value range of the Notes is set forth on the cover page of this pricing supplement. The final pricing supplement will set forth the initial estimated value of the Notes as of the pricing date. For more information about the initial estimated value and the structuring of the Notes, see "Risk Factors" beginning on PS-6 and "Structuring the Notes" on PS-21.



## Redemption Amount Determination

On the Maturity Date, you will receive a cash payment per \$1,000.00 in principal amount of Notes determined as follows:



All payments described above are subject to the credit risk of BofA Finance, as Issuer, and BAC, as Guarantor.



## Hypothetical Payout Profile and Examples of Payments at Maturity

### Buffered Enhanced Return Notes Table

The following table is for purposes of illustration only. It is based on **hypothetical** values and shows **hypothetical** returns on the Notes. The table illustrates the calculation of the Redemption Amount and the return on the Notes based on a hypothetical Starting Value of 100 for the Least Performing Underlying, a hypothetical Threshold Value of 75 for the Least Performing Underlying, the Upside Participation Rate of 137.00%, a hypothetical Threshold Rate of approximately 133.33333% and a range of hypothetical Ending Values of the Least Performing Underlying. **The actual amount you receive and the resulting return will depend on the actual Starting Values, Threshold Values and Ending Values of the Underlyings and whether you hold the Notes to maturity.** The following examples do not take into account any tax consequences from investing in the Notes.

For recent actual values of the Underlyings, see "The Underlyings" section below. The Ending Value of each Underlying will not include any income generated by dividends or other distributions paid with respect to shares or units of that Underlying or on the securities included in that Underlying, as applicable. In addition, all payments on the Notes are subject to Issuer and Guarantor credit risk.

Ending Value of the Least Performing Underlying	Underlying Return of the Least Performing Underlying	Redemption Amount per Note <sup>(1)</sup>	Return on the Notes <sup>(1)</sup>
160.00	60.00%	\$1,822.00	82.200%
150.00	50.00%	\$1,685.00	68.500%
140.00	40.00%	\$1,548.00	54.800%
130.00	30.00%	\$1,411.00	41.100%
120.00	20.00%	\$1,274.00	27.400%
110.00	10.00%	\$1,137.00	13.700%
105.00	5.00%	\$1,068.50	6.850%
102.00	2.00%	\$1,027.40	2.740%
100.00 <sup>(2)</sup>	0.00%	\$1,000.00	0.000%
90.00	-10.00%	\$1,000.00	0.000%
80.00	-20.00%	\$1,000.00	0.000%
75.00 <sup>(3)</sup>	-25.00%	\$1,000.00	0.000%
74.99	-25.01%	\$999.87	-0.013%
70.00	-30.00%	\$933.33	-6.667%
60.00	-40.00%	\$800.00	-20.000%
50.00	-50.00%	\$666.67	-33.333%
0.00	-100.00%	\$0.00	-100.000%

(1) The Redemption Amount per Note has been rounded to two decimal places, and the Return on the Notes has been rounded to three decimal places, as applicable.

(2) The hypothetical Starting Value of 100 used in the table above has been chosen for illustrative purposes only and does not represent a likely Starting Value of any Underlying.

(3) This is the hypothetical Threshold Value of the Least Performing Underlying.



## Risk Factors

Your investment in the Notes entails significant risks, many of which differ from those of a conventional debt security. Your decision to purchase the Notes should be made only after carefully considering the risks of an investment in the Notes, including those discussed below, with your advisors in light of your particular circumstances. The Notes are not an appropriate investment for you if you are not knowledgeable about significant elements of the Notes or financial matters in general. You should carefully review the more detailed explanation of risks relating to the Notes in the "Risk Factors" sections beginning on page PS-5 of the accompanying product supplement, page S-6 of the accompanying prospectus supplement and page 7 of the accompanying prospectus, each as identified on page PS-25 below.

### Structure-related Risks

- **Your investment may result in a loss; there is no guaranteed return of principal.** There is no fixed principal repayment amount on the Notes at maturity. If the Ending Value of any Underlying is less than its Threshold Value, at maturity, your investment will be exposed on a leveraged basis to any decrease in the value of the Least Performing Underlying beyond a 25% decline, and you will lose approximately 1.33333% of the principal amount for each 1% that the Ending Value of the Least Performing Underlying is less than its Threshold Value. In that case, you will lose some or all of your investment in the Notes.
- **The Notes do not bear interest.** Unlike a conventional debt security, no interest payments will be paid over the term of the Notes, regardless of the extent to which the Ending Value of the Least Performing Underlying exceeds its Starting Value or Threshold Value.
- **Your return on the Notes may be less than the yield on a conventional debt security of comparable maturity.** Any return that you receive on the Notes may be less than the return you would earn if you purchased a conventional debt security with the same Maturity Date. As a result, your investment in the Notes may not reflect the full opportunity cost to you when you consider factors, such as inflation, that affect the time value of money.
- **The Redemption Amount will not reflect changes in the prices of the Underlyings other than on the Valuation Date.** The prices of the Underlyings during the term of the Notes other than on the Valuation Date will not be reflected in the calculation of the Redemption Amount. Notwithstanding the foregoing, investors should generally be aware of the performance of the Underlyings while holding the Notes, as the performance of the Underlyings may influence the market value of the Notes. The calculation agent will calculate the Redemption Amount by comparing only the Starting Value or the Threshold Value, as applicable, to the Ending Value for each Underlying. No other prices of the Underlyings will be taken into account. As a result, if the Ending Value of the Least Performing Underlying is less than its Threshold Value, you will receive less than the principal amount at maturity even if the price of each Underlying was always above its Threshold Value prior to the Valuation Date.
- **Because the Notes are linked to the least performing (and not the average performance) of the Underlyings, you may not receive any return on the Notes and may lose some or all of your investment in the Notes even if the Ending Value of one Underlying is greater than or equal to its Threshold Value.** Your Notes are linked to the least performing of the Underlyings, and a change in the price of one Underlying may not correlate with changes in the prices of the other Underlyings. The Notes are not linked to a basket composed of the Underlyings, where the depreciation in the price of one Underlying could be offset to some extent by the appreciation in the prices of the other Underlyings. In the case of the Notes, the individual performance of each Underlying would not be combined, and the depreciation in the price of one Underlying would not be offset by any appreciation in the prices of the other Underlyings. Even if the Ending Value of an Underlying is at or above its Threshold Value, you will lose some or all of your investment in the Notes if the Ending Value of the Least Performing Underlying is below its Threshold Value.
- **Any payments on the Notes are subject to our credit risk and the credit risk of the Guarantor, and any actual or perceived changes in our or the Guarantor's creditworthiness are expected to affect the value of the Notes.** The Notes are our senior unsecured debt securities. Any payment on the Notes will be fully and unconditionally guaranteed by the Guarantor. The Notes are not guaranteed by any entity other than the Guarantor. As a result, your receipt of any payments on the Notes will be dependent upon our ability and the ability of the Guarantor to repay our respective obligations under the Notes on the applicable payment date, regardless of the performance of the Underlyings. No assurance can be given as to what our financial condition or the financial condition of the Guarantor will be at any time after the pricing date of the Notes. If we and the Guarantor become unable to meet our respective financial obligations as they become due, you may not receive the amount(s) payable under the terms of the Notes.

In addition, our credit ratings and the credit ratings of the Guarantor are assessments by ratings agencies of our respective abilities to pay our obligations. Consequently, our or the Guarantor's perceived creditworthiness and actual or anticipated decreases in our or the Guarantor's credit ratings or increases in the spread between the yield on our respective securities and the yield on U.S. Treasury securities (the "credit spread") prior to the Maturity Date may adversely affect the market value of the Notes. However, because your return on the Notes depends upon factors in addition to our ability and the ability of the Guarantor to pay our respective obligations, such as the values of the Underlyings, an improvement in our or the Guarantor's credit ratings will not reduce the other investment risks related to the Notes.

- **We are a finance subsidiary and, as such, have no independent assets, operations, or revenues.** We are a finance subsidiary of the Guarantor, have no operations other than those related to the issuance, administration and repayment of our debt securities that are guaranteed by the Guarantor, and are dependent upon the Guarantor and/or its other subsidiaries to meet our obligations under the Notes in the ordinary course. Therefore, our ability to make payments on the Notes may be limited.



#### Valuation and Market-related Risks

- **The public offering price you pay for the Notes will exceed their initial estimated value.** The range of initial estimated values of the Notes that is provided on the cover page of this preliminary pricing supplement, and the initial estimated value as of the pricing date that will be provided in the final pricing supplement, are each estimates only, determined as of a particular point in time by reference to our and our affiliates' pricing models. These pricing models consider certain assumptions and variables, including our credit spreads and those of the Guarantor, the Guarantor's internal funding rate, mid-market terms on hedging transactions, expectations on interest rates, dividends and volatility, price-sensitivity analysis, and the expected term of the Notes. These pricing models rely in part on certain forecasts about future events, which may prove to be incorrect. If you attempt to sell the Notes prior to maturity, their market value may be lower than the price you paid for them and lower than their initial estimated value. This is due to, among other things, changes in the prices of the Underlyings, changes in the Guarantor's internal funding rate, and the inclusion in the public offering price of the underwriting discount, if any, the referral fee and the hedging related charges, all as further described in "Structuring the Notes" below. These factors, together with various credit, market and economic factors over the term of the Notes, are expected to reduce the price at which you may be able to sell the Notes in any secondary market and will affect the value of the Notes in complex and unpredictable ways.
- **The initial estimated value does not represent a minimum or maximum price at which we, BAC, BofAS or any of our other affiliates would be willing to purchase your Notes in any secondary market (if any exists) at any time.** The value of your Notes at any time after issuance will vary based on many factors that cannot be predicted with accuracy, including the performance of the Underlyings, our and BAC's creditworthiness and changes in market conditions.
- **We cannot assure you that a trading market for your Notes will ever develop or be maintained.** We will not list the Notes on any securities exchange. We cannot predict how the Notes will trade in any secondary market or whether that market will be liquid or illiquid.

#### Conflict-related Risks

- **Trading and hedging activities by us, the Guarantor and any of our other affiliates, including BofAS, may create conflicts of interest with you and may affect your return on the Notes and their market value.** We, the Guarantor or one or more of our other affiliates, including BofAS, may buy or sell shares or units of the Underlyings or the securities held by or included in the Underlyings, as applicable, or futures or options contracts or exchange traded instruments on the Underlyings or those securities, or other instruments whose value is derived from the Underlyings or those securities. While we, the Guarantor or one or more of our other affiliates, including BofAS, may from time to time own shares or units of the Underlyings or securities represented by the Underlyings, except to the extent that BAC's common stock may be included in the Underlyings, we, the Guarantor and our other affiliates, including BofAS, do not control any company included in the Underlyings, and have not verified any disclosure made by any other company. We, the Guarantor or one or more of our other affiliates, including BofAS, may execute such purchases or sales for our own or their own accounts, for business reasons, or in connection with hedging our obligations under the Notes. These transactions may present a conflict of interest between your interest in the Notes and the interests we, the Guarantor and our other affiliates, including BofAS, may have in our or their proprietary accounts, in facilitating transactions, including block trades, for our or their other customers, and in accounts under our or their management. These transactions may adversely affect the prices of the Underlyings in a manner that could be adverse to your investment in the Notes. On or before the pricing date, any purchases or sales by us, the Guarantor or our other affiliates, including BofAS or others on our or their behalf (including those for the purpose of hedging some or all of our anticipated exposure in connection with the Notes), may affect the prices of the Underlyings. Consequently, the prices of the Underlyings may change subsequent to the pricing date, which may adversely affect the market value of the Notes.

We, the Guarantor or one or more of our other affiliates, including BofAS, also expect to engage in hedging activities that could affect the prices of the Underlyings on the pricing date. In addition, these hedging activities, including the unwinding of a hedge, may decrease the market value of your Notes prior to maturity, and may affect the amounts to be paid on the Notes. We, the Guarantor or one or more of our other affiliates, including BofAS, may purchase or otherwise acquire a long or short position in the Notes and may hold or resell the Notes. For example, BofAS may enter into these transactions in connection with any market making activities in which it engages. We cannot assure you that these activities will not adversely affect the prices of the Underlyings, the market value of your Notes prior to maturity or the amounts payable on the Notes.

- **There may be potential conflicts of interest involving the calculation agent, which is an affiliate of ours.** We have the right to appoint and remove the calculation agent. One of our affiliates will be the calculation agent for the Notes and, as such, will make a variety of determinations relating to the Notes, including the amounts that will be paid on the Notes. Under some circumstances, these duties could result in a conflict of interest between its status as our affiliate and its responsibilities as calculation agent.

#### Underlying-related Risks

- **The performance of an Underlying may not correlate with the performance of its underlying index as well as the net asset value per share or unit of the Underlying, especially during periods of market volatility.** The performance of an Underlying and that of its underlying index generally will vary due to, for example, transaction costs, management fees, certain corporate actions, and timing variances. Moreover, it is also possible that the performance of an Underlying may not fully replicate or may, in certain circumstances, diverge significantly from the performance of its underlying index. This could be due to, for example, the Underlying not holding all or



substantially all of the underlying assets included in its underlying index and/or holding assets that are not included in its underlying index, the temporary unavailability of certain securities in the secondary market, the performance of any derivative instruments held by the Underlying, differences in trading hours between the Underlying (or the underlying assets held by the Underlying) and its underlying index, or other circumstances. This variation in performance is called the "tracking error," and, at times, the tracking error may be significant. In addition, because the shares or units of each Underlying are traded on a securities exchange and are subject to market supply and investor demand, the market price of one share or unit of an Underlying may differ from its net asset value per share or unit; shares or units of the Underlying may trade at, above, or below its net asset value per share or unit. During periods of market volatility, securities held by an Underlying may be unavailable in the secondary market, market participants may be unable to calculate accurately the net asset value per share or unit of the Underlying and the liquidity of the Underlying may be adversely affected. Market volatility may also disrupt the ability of market participants to trade shares or units of the Underlying. Further, market volatility may adversely affect, sometimes materially, the prices at which market participants are willing to buy and sell shares or units of the Underlying. As a result, under these circumstances, the market value of shares or units of the Underlying may vary substantially from the net asset value per share or unit of the Underlying.

- **The anti-dilution adjustments will be limited.** The calculation agent may adjust the Price Multiplier of an Underlying and other terms of the Notes to reflect certain actions by an Underlying, as described in the section "Description of the Notes—Anti-Dilution and Discontinuance Adjustments Relating to ETFs" in the accompanying product supplement. The calculation agent will not be required to make an adjustment for every event that may affect an Underlying and will have broad discretion to determine whether and to what extent an adjustment is required.
- **The publisher or the sponsor or investment advisor of an Underlying may adjust that Underlying in a way that affects its prices, and the publisher or the sponsor or investment advisor has no obligation to consider your interests.** The publisher or the sponsor or investment advisor of an Underlying can add, delete, or substitute the components included in that Underlying or make other methodological changes that could change its price. Any of these actions could adversely affect the value of your Notes.

#### Tax-related Risks

- **The U.S. federal income tax consequences of an investment in the Notes are uncertain, and may be adverse to a holder of the Notes.** No statutory, judicial, or administrative authority directly addresses the characterization of the Notes or securities similar to the Notes for U.S. federal income tax purposes. As a result, significant aspects of the U.S. federal income tax consequences of an investment in the Notes are not certain. Under the terms of the Notes, you will have agreed with us to treat the Notes as single financial contracts, as described below under "U.S. Federal Income Tax Summary—General." If the Internal Revenue Service (the "IRS") were successful in asserting an alternative characterization for the Notes, the timing and character of gain or loss with respect to the Notes may differ. No ruling will be requested from the IRS with respect to the Notes and no assurance can be given that the IRS will agree with the statements made in the section entitled "U.S. Federal Income Tax Summary." **You are urged to consult with your own tax advisor regarding all aspects of the U.S. federal income tax consequences of investing in the Notes.**





## The Underlyings

All disclosures contained in this pricing supplement regarding the Underlyings, including, without limitation, their make-up, method of calculation, and changes in their components, have been derived from publicly available sources. The information reflects the policies of, and is subject to change by, the investment advisor of the RSP, the investment advisor of the DIA and the investment advisor of the IWD (collectively, the "Investment Advisors"). The Investment Advisors, which license the copyright and all other rights to the respective Underlyings, have no obligation to continue to publish, and may discontinue publication of, the Underlyings. The consequences of any Investment Advisor discontinuing publication of the applicable Underlying are discussed in "Description of the Notes — Anti-Dilution and Discontinuance Adjustments Relating to ETFs — Discontinuance of or Material Change to an ETF" in the accompanying product supplement. None of us, the Guarantor, the calculation agent, or BofAS accepts any responsibility for the calculation, maintenance or publication of any Underlying or any successor underlying. None of us, the Guarantor, BofAS or any of our other affiliates makes any representation to you as to the future performance of the Underlyings. You should make your own investigation into the Underlyings.

### The Invesco S&P 500<sup>®</sup> Equal Weight ETF

The shares of the RSP are issued by Invesco Exchange-Traded Fund Trust (the "Invesco Trust"), a registered investment company. Invesco Capital Management LLC is currently the investment adviser to the RSP. The RSP seeks investment results that correspond generally to the performance, before fees and expenses, of the of the S&P 500<sup>®</sup> Equal Weight Index ("SPW"). The SPW is an equal-weighted version of the S&P 500<sup>®</sup> Index ("SPX"). The RSP is the successor to the investment performance of the Guggenheim S&P 500<sup>®</sup> Equal Weight ETF (the "Predecessor Fund") as a result of the reorganization of the Predecessor Fund into the RSP, which was consummated after the close of business on April 6, 2018. The Invesco S&P 500<sup>®</sup> Equal Weight ETF trades on the NYSE Arca under the ticker symbol "RSP."

The shares of the RSP are registered under the Securities Exchange Act of 1934, as amended. Accordingly, information filed with the SEC relating to the RSP, including its periodic financial reports, may be found on the SEC website.

#### Investment Approach

The RSP uses an "indexing" investment approach to seek to track the investment results, before fees and expenses, of the SPW. The RSP employs a "full replication" methodology in seeking to track the SPW, meaning that it generally invests in all of the securities comprising the SPW in proportion to their weightings in the SPW. The RSP will generally invest at least 90% of its total assets in the securities that comprise the SPW. However, under various circumstances, it may not be possible or practicable to purchase all of those securities in those same weightings. In those circumstances, the RSP may purchase a sample of securities in the SPW. A "sampling" methodology means that Invesco uses quantitative analysis to select securities from the SPW universe to obtain a representative sample of securities that have, in the aggregate, investment characteristics similar to the SPW in terms of key risk factors, performance attributes and other characteristics. These include industry weightings, market capitalization, return variability, earnings valuation, yield and other financial characteristics of securities. When employing a sampling methodology, Invesco bases the quantity of holdings in the RSP on a number of factors, including asset size of the RSP, and generally expects the RSP to hold less than the total number of securities in the SPW.

The RSP's return may not match the return of the SPW for a number of reasons. For example, the RSP incurs operating expenses not applicable to the SPW and incurs costs in buying and selling securities, especially when rebalancing the RSP's securities holdings to reflect changes in the composition of the SPW. In addition, the performance of the RSP and the SPW may vary due to asset valuation differences and differences between the RSP's portfolio and the SPW resulting from legal restrictions, cost or liquidity constraints.

#### The S&P 500<sup>®</sup> Equal Weight Index

The SPW is the equal weight version of the SPX.

The composition of the SPW is the same as the SPX. Constituent changes are incorporated in the SPW as and when they are made in the SPX. When a company is added to the SPW in the middle of the quarter, it takes the weight of the company that it replaced. The one exception is when a company is removed from the SPW at a price of \$0.00. In that case, the company's replacement is added to the SPW at the weight using the previous day's closing value, or the most immediate prior business day that the deleted company was not valued at \$0.00.

The SPW is calculated and maintained in the same manner as the SPX, except that the constituents of the SPW are equally weighted rather than weighted by float-adjusted market capitalization. To calculate an equal-weighted index, the market capitalization for each stock used in the calculation of the index is redefined so that each index constituent has an equal weight in the index at each rebalancing date. In addition to being the product of the stock price, the stock's shares outstanding, and the stock's investible weight factor ("IWF"), an additional weight factor ("AWF") is also introduced in the market capitalization calculation to establish equal weighting. The AWF of a stock is the adjustment factor of that stock assigned at each index rebalancing date that makes all index constituents' modified market capitalization equal (and, therefore, equal weight), while maintaining the total market value of the overall index.

#### The S&P 500<sup>®</sup> Index

The SPX includes a representative sample of 500 companies in leading industries of the U.S. economy. The SPX is intended to provide an indication of the pattern of common stock price movement. The calculation of the level of the SPX is based on the relative value of the aggregate market value of the



---

## Buffered Enhanced Return Notes Linked to the Least Performing of the Invesco S&P 500<sup>®</sup> Equal Weight ETF, the SPDR<sup>®</sup> Dow Jones Industrial Average<sup>®</sup> ETF and the iShares<sup>®</sup> Russell 1000<sup>®</sup> Value ETF

---

common stocks of 500 companies as of a particular time compared to the aggregate average market value of the common stocks of 500 similar companies during the base period of the years 1941 through 1943.

The SPX includes companies from eleven main groups: Communication Services; Consumer Discretionary; Consumer Staples; Energy; Financials; Health Care; Industrials; Information Technology; Real Estate; Materials; and Utilities. SPDJI may from time to time, in its sole discretion, add companies to, or delete companies from, the SPX to achieve the objectives stated above.

Company additions to the SPX must have an unadjusted company market capitalization of \$20.5 billion or more (an increase from the previous requirement of an unadjusted company market capitalization of \$18.0 billion or more).

SPDJI calculates the SPX by reference to the prices of the constituent stocks of the SPX without taking account of the value of dividends paid on those stocks. As a result, the return on the Notes will not reflect the return you would realize if you actually owned the SPX constituent stocks and received the dividends paid on those stocks.

### *Computation of the SPX*

While SPDJI currently employs the following methodology to calculate the SPX, no assurance can be given that SPDJI will not modify or change this methodology in a manner that may affect the payments on the Notes.

Historically, the market value of any component stock of the SPX was calculated as the product of the market price per share and the number of then outstanding shares of such component stock. In March 2005, SPDJI began shifting the SPX halfway from a market capitalization weighted formula to a float-adjusted formula, before moving the SPX to full float adjustment on September 16, 2005. SPDJI's criteria for selecting stocks for the SPX did not change with the shift to float adjustment. However, the adjustment affects each company's weight in the SPX.

Under float adjustment, the share counts used in calculating the SPX reflect only those shares that are available to investors, not all of a company's outstanding shares. Float adjustment excludes shares that are closely held by control groups, other publicly traded companies or government agencies.

In September 2012, all shareholdings representing more than 5% of a stock's outstanding shares, other than holdings by "block owners," were removed from the float for purposes of calculating the SPX. Generally, these "control holders" will include officers and directors, private equity, venture capital and special equity firms, other publicly traded companies that hold shares for control, strategic partners, holders of restricted shares, ESOPs, employee and family trusts, foundations associated with the company, holders of unlisted share classes of stock, government entities at all levels (other than government retirement/pension funds) and any individual person who controls a 5% or greater stake in a company as reported in regulatory filings. However, holdings by block owners, such as depository banks, pension funds, mutual funds and ETF providers, 401(k) plans of the company, government retirement/pension funds, investment funds of insurance companies, asset managers and investment funds, independent foundations and savings and investment plans, will ordinarily be considered part of the float.

Treasury stock, stock options, restricted shares, equity participation units, warrants, preferred stock, convertible stock, and rights are not part of the float. Shares held in a trust to allow investors in countries outside the country of domicile, such as depository shares and Canadian exchangeable shares are normally part of the float unless those shares form a control block. If a company has multiple classes of stock outstanding, shares in an unlisted or non-traded class are treated as a control block.

For each stock, an investable weight factor ("IWF") is calculated by dividing the available float shares by the total shares outstanding. Available float shares are defined as the total shares outstanding less shares held by control holders. This calculation is subject to a 5% minimum threshold for control blocks. For example, if a company's officers and directors hold 3% of the company's shares, and no other control group holds 5% of the company's shares, SPDJI would assign that company an IWF of 1.00, as no control group meets the 5% threshold. However, if a company's officers and directors hold 3% of the company's shares and another control group holds 20% of the company's shares, SPDJI would assign an IWF of 0.77, reflecting the fact that 23% of the company's outstanding shares are considered to be held for control. As of July 31, 2017, companies with multiple share class lines are no longer eligible for inclusion in the SPX. Constituents of the SPX prior to July 31, 2017 with multiple share class lines will be grandfathered in and continue to be included in the SPX. If a constituent company of the SPX reorganizes into a multiple share class line structure, that company will remain in the SPX at the discretion of the S&P Index Committee in order to minimize turnover.

The SPX is calculated using a base-weighted aggregate methodology. The level of the SPX reflects the total market value of all component stocks relative to the base period of the years 1941 through 1943. An indexed number is used to represent the results of this calculation in order to make the level easier to work with and track over time. The actual total market value of the component stocks during the base period of the years 1941 through 1943 has been set to an indexed level of 10. This is often indicated by the notation 1941-43 = 10. In practice, the daily calculation of the SPX is computed by dividing the total market value of the component stocks by the "index divisor." By itself, the index divisor is an arbitrary number. However, in the context of the calculation of the SPX, it serves as a link to the original base period level of the SPX. The index divisor keeps the SPX comparable over time and is the manipulation point for all adjustments to the SPX, which is index maintenance.

### *Index Maintenance*

Index maintenance includes monitoring and completing the adjustments for company additions and deletions, share changes, stock splits, stock dividends, and stock price adjustments due to company restructuring or spinoffs. Some corporate actions, such as stock splits and stock dividends,



require changes in the common shares outstanding and the stock prices of the companies in the SPX, and do not require index divisor adjustments.

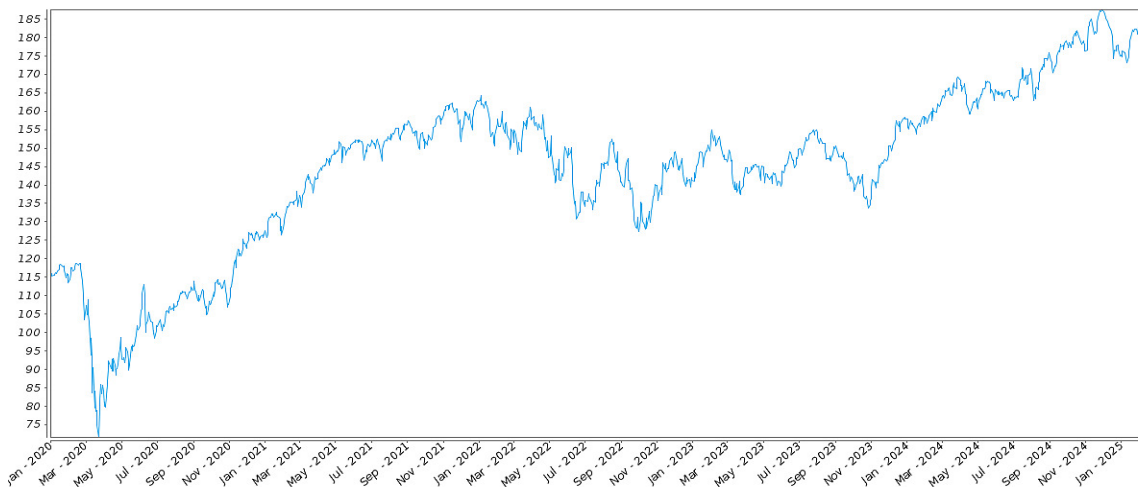
To prevent the level of the SPX from changing due to corporate actions, corporate actions which affect the total market value of the SPX require an index divisor adjustment. By adjusting the index divisor for the change in market value, the level of the SPX remains constant and does not reflect the corporate actions of individual companies in the SPX. Index divisor adjustments are made after the close of trading and after the calculation of the SPX closing level.

Changes in a company's shares outstanding of 5.00% or more due to mergers, acquisitions, public offerings, tender offers, Dutch auctions, or exchange offers are made as soon as reasonably possible. Share changes due to mergers or acquisitions of publicly held companies that trade on a major exchange are implemented when the transaction occurs, even if both of the companies are not in the same headline index, and

regardless of the size of the change. All other changes of 5.00% or more (due to, for example, company stock repurchases, private placements, redemptions, exercise of options, warrants, conversion of preferred stock, notes, debt, equity participation units, at-the-market offerings, or other recapitalizations) are made weekly and are announced on Fridays for implementation after the close of trading on the following Friday. Changes of less than 5.00% are accumulated and made quarterly on the third Friday of March, June, September, and December, and are usually announced two to five days prior. If a change in a company's shares outstanding of 5.00% or more causes a company's IWF to change by five percentage points or more, the IWF is updated at the same time as the share change. IWF changes resulting from partial tender offers are considered on a case by case basis.

#### Historical Performance of the RSP

The following graph sets forth the daily historical performance of the RSP in the period from January 2, 2020 through February 18, 2025. We obtained this historical data from Bloomberg L.P. We have not independently verified the accuracy or completeness of the information obtained from Bloomberg L.P. On February 18, 2025, the Closing Market Price of the RSP was \$182.47.



This historical data on the RSP is not necessarily indicative of the future performance of the RSP or what the value of the Notes may be. Any historical upward or downward trend in the Closing Market Price of the RSP during any period set forth above is not an indication that the Closing Market Price of the RSP is more or less likely to increase or decrease at any time over the term of the Notes.

Before investing in the Notes, you should consult publicly available sources for the Closing Market Prices and trading pattern of the RSP.



## The SPDR<sup>®</sup> Dow Jones Industrial Average<sup>®</sup> ETF

The DIA is a unit investment trust that issues securities called "trust units" or "units". The DIA is organized under New York law and is governed by a trust agreement between State Street Bank and Trust Company (the "Trustee"), and PDR Services LLC (the "Sponsor"), dated as of January 1, 1998 and effective as of January 13, 1998, as amended. The DIA is an investment company registered under the Investment Company Act of 1940, as amended. The units of the SPDR Dow Jones Industrial Average ETF trade on the NYSE Arca under the symbol "DIA".

A trust unit represents an undivided ownership interest in a portfolio of the common stocks included in the Dow Jones Industrial Average, which is the underlying index of the DIA, with the weight of each such stock held by the DIA substantially corresponding to the weight of such stock in the Dow Jones Industrial Average. The DIA seeks to provide investment results that, before expenses, generally correspond to the price and yield performance of the Dow Jones Industrial Average, its underlying index. The Trustee on a nondiscretionary basis adjusts the composition of the portfolio of stocks held by the DIA to conform to changes in the composition and/or weighting structure of the Dow Jones Industrial Average<sup>®</sup>. Although the DIA may at any time fail to own certain securities included within the Dow Jones Industrial Average<sup>®</sup> at any particular time, the DIA generally will be substantially invested in the constituent stocks of the Dow Jones Industrial Average<sup>®</sup>. The expenses of the DIA are accrued daily and reflected in the net asset value of the DIA. As of February 26, 2024, the DIA was accruing ordinary operating expenses at an annual rate of 0.16%.

The units of the DIA are registered under the Securities Exchange Act of 1934, as amended. Accordingly, information filed with the SEC relating to the DIA, including its periodic financial reports, may be found on the SEC website.

### The Dow Jones Industrial Average<sup>®</sup>

Unless otherwise stated, all information on the Dow Jones Industrial Average<sup>®</sup> (the "INDU") provided in this pricing supplement is derived from Dow Jones Indexes, the marketing name and a licensed trademark of S&P Dow Jones Indices LLC ("SPDJI"). The INDU is a price-weighted index, which means an underlying stock's weight in the INDU is based on its price per share rather than the total market capitalization of the issuer. The INDU is designed to provide an indication of the composite performance of 30 common stocks of corporations representing a broad cross-section of U.S. industry. The corporations represented in the INDU tend to be market leaders in their respective industries and their stocks are typically widely held by individuals and institutional investors.

The INDU is maintained by an Averages Committee comprised of three representatives of SPDJI and two representatives of The Wall Street Journal (the "WSJ"). Generally, composition changes occur only after mergers, corporate acquisitions or other dramatic shifts in a component's core business. When such an event necessitates that one component be replaced, the entire INDU is reviewed. As a result, when changes are made they typically involve more than one component. While there are no rules for component selection, a stock typically is added only if it has an excellent reputation, demonstrates sustained growth, is of interest to a large number of investors and accurately represents the sector(s) covered by the average.

Changes in the composition of the INDU are made entirely by the Averages Committee without consultation with the corporations represented in the INDU, any stock exchange, any official agency or us. Unlike most other indices, which are reconstituted according to a fixed review schedule, constituents of the INDU are reviewed on an as-needed basis. Changes to the common stocks included in the INDU tend to be made infrequently, and the underlying stocks of the INDU may be changed at any time for any reason. The companies currently represented in the INDU are incorporated in the United States and its territories and their stocks are listed on the New York Stock Exchange and The Nasdaq Stock Market.

The INDU initially consisted of 12 common stocks and was first published in the WSJ in 1896. The INDU was increased to include 20 common stocks in 1916 and to include 30 common stocks in 1928. The number of common stocks in the INDU has remained at 30 since 1928, and, in an effort to maintain continuity, the constituent corporations represented in the INDU have been changed on a relatively infrequent basis. The INDU includes companies from nine main groups: Basic Materials; Consumer Goods; Consumer Services; Financials; Healthcare; Industrials; Oil & Gas; Technology; and Telecommunications.

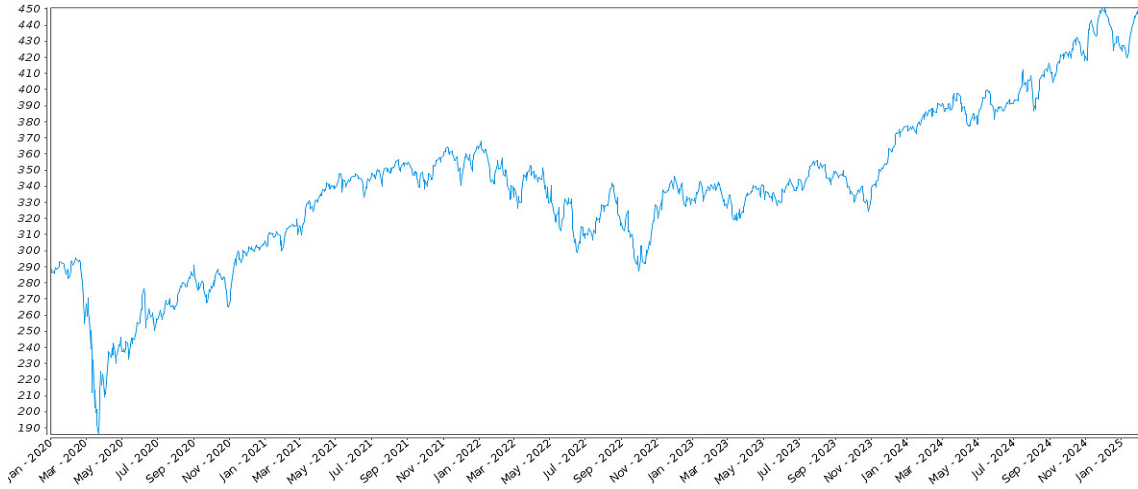
### Computation of the INDU

The level of the INDU is the sum of the primary exchange prices of each of the 30 component stocks included in the INDU, divided by a divisor that is designed to provide a meaningful continuity in the level of the INDU. Because the INDU is price-weighted, stock splits or changes in the component stocks could result in distortions in the INDU level. In order to prevent these distortions related to extrinsic factors, the divisor is periodically changed in accordance with a mathematical formula that reflects adjusted proportions within the INDU. The current divisor of the INDU is published daily in the WSJ and other publications. In addition, other statistics based on the INDU may be found in a variety of publicly available sources.



### Historical Performance of the DIA

The following graph sets forth the daily historical performance of the DIA in the period from January 2, 2020 through February 18, 2025. We obtained this historical data from Bloomberg L.P. We have not independently verified the accuracy or completeness of the information obtained from Bloomberg L.P. On February 18, 2025, the Closing Market Price of the DIA was \$445.92.



This historical data on the DIA is not necessarily indicative of the future performance of the DIA or what the value of the Notes may be. Any historical upward or downward trend in the Closing Market Price of the DIA during any period set forth above is not an indication that the Closing Market Price of the DIA is more or less likely to increase or decrease at any time over the term of the Notes.

Before investing in the Notes, you should consult publicly available sources for the Closing Market Prices and trading pattern of the DIA.



## The iShares<sup>®</sup> Russell 1000<sup>®</sup> Value ETF

The IWD is an exchange-traded fund of iShares<sup>®</sup> Trust, a registered investment company, that seeks to track the investment results, before fees and expenses, of an index composed of large- and mid-capitalization U.S. equities that exhibit value characteristics, which we refer to as the underlying index with respect to the IWD. The underlying index for the IWD is currently the Russell 1000<sup>®</sup> Value Index. The Russell 1000<sup>®</sup> Value Index measures the capitalization-weighted price performance of the stocks included in the Russell 1000<sup>®</sup> Index that are determined by FTSE Russell to be value oriented, with lower price-to-book ratios, lower sales-per-share historical growth and lower forecasted growth relative to all issuers whose securities are included in the Russell 1000<sup>®</sup> Index. The shares of the iShares<sup>®</sup> Russell 1000<sup>®</sup> Value ETF trade on the NYSE Arca under the symbol "IWD".

We obtained the following fee information from the iShares<sup>®</sup> website without independent verification. The investment advisor is entitled to receive a management fee from the IWD based on the IWD's allocable portion of an aggregate management fee based on the aggregate average daily net assets of the IWD and a set of other specified iShares<sup>®</sup> funds (together, the "funds") as follows: 0.2000% per annum of the aggregate net assets less than or equal to \$121 billion, plus 0.1900% per annum of the aggregate net assets in excess of \$121 billion, up to and including \$181 billion, plus 0.1805% per annum of the aggregate net assets in excess of \$181 billion, up to and including \$231 billion, plus 0.171475% per annum of the aggregate net assets in excess of \$231 billion, up to and including \$281 billion, plus 0.162901% per annum of the aggregate net assets in excess of \$281 billion. For the fiscal year ended March 31, 2024, BFA was paid a management fee from the IWD, as a percentage of the IWD's average daily net assets, at the annual rate of 0.19%.

The investment advisory agreement between iShares<sup>®</sup> Trust and BlackRock Fund Advisors ("BFA") provides that BFA will pay all operating expenses of the IWD, except the management fees, interest expenses, taxes, expenses incurred with respect to the acquisition and disposition of portfolio securities and the execution of portfolio transactions, including brokerage commissions, distribution fees or expenses, litigation expenses and any extraordinary expenses.

The shares of the IWD are registered under the Securities Exchange Act of 1934, as amended. Accordingly, information filed with the SEC relating to the IWD, including its periodic financial reports, may be found on the SEC website.

### **Investment Objective**

The IWD seeks to track the investment results, before fees and expenses, of the Russell 1000<sup>®</sup> Value Index, which measures the performance of the large- and mid-capitalization value sectors of the U.S. equity market, as defined by FTSE Russell, the sponsor of the Russell 1000<sup>®</sup> Value Index. The IWD's investment objective and the Russell 1000<sup>®</sup> Value Index may be changed without shareholder approval. Notwithstanding the IWD's investment objective, the return on your Notes will not reflect any dividends paid on the IWD shares, on the securities purchased by the IWD or on the securities that comprise the Russell 1000<sup>®</sup> Value Index.

### **Representative Sampling**

BFA uses a representative sampling indexing strategy to manage the IWD. This strategy involves investing in a representative sample of securities that collectively has an investment profile similar to that of the Russell 1000<sup>®</sup> Value Index. The securities selected are expected to have, in the aggregate, investment characteristics (based on factors such as market capitalization and industry weightings), fundamental characteristics (such as return variability and yield) and liquidity measures similar to those of the Russell 1000<sup>®</sup> Value Index. The IWD may or may not hold all of the securities in the Russell 1000<sup>®</sup> Value Index.

The IWD generally invests at least 80% of its assets in the component securities of the Russell 1000<sup>®</sup> Value Index and may invest up to 20% of its assets in certain futures, options and swap contracts, cash and cash equivalents, including shares of money market funds advised by BFA or its affiliates, as well as in securities not included in the Russell 1000<sup>®</sup> Value Index, but which BFA believes will help the IWD track the Russell 1000<sup>®</sup> Value Index. Also, the IWD may lend securities representing up to one-third of the value of the IWD's total assets (including the value of the collateral received).

### **Tracking Error**

The performance of the IWD and the Russell 1000<sup>®</sup> Value Index may vary due to a variety of factors, including differences between the securities and other instruments held in the IWD's portfolio and those included in the Russell 1000<sup>®</sup> Value Index, pricing differences, transaction costs incurred by the IWD, the IWD's holding of uninvested cash, differences in timing of the accrual of or the valuation of dividends or interest received by the Fund or distributions paid to the Fund's shareholders, the requirements to maintain pass-through tax treatment, portfolio transactions carried out to minimize the distribution of capital gains to shareholders, acceptance of custom baskets, changes to the Russell 1000<sup>®</sup> Value Index or the costs of complying with various new or existing regulatory requirements, among other reasons. This risk may be heightened during times of increased market volatility or other unusual market conditions. Tracking error also may result because the IWD incurs fees and expenses, while the Russell 1000<sup>®</sup> Value Index does not. The IWD's use of a representative sampling indexing strategy can be expected to produce a larger tracking error than would result if the IWD used a replication indexing strategy in which an exchange traded fund invests in substantially all of the securities in its index in approximately the same proportions as in the Russell 1000<sup>®</sup> Value Index.

### **Industry Concentration Policy**



The IWD will concentrate its investments (i.e., hold 25% or more of its total assets) in a particular industry or group of industries to approximately the same extent that the Russell 1000<sup>®</sup> Value Index is concentrated.

**The Russell 1000<sup>®</sup> Value Index**

The Russell 1000<sup>®</sup> Value Index measures the capitalization-weighted price performance of the stocks included in the Russell 1000<sup>®</sup> Index that are determined by FTSE Russell to be value oriented, with lower price-to-book ratios and lower forecasted and historical growth. The Russell 1000<sup>®</sup> Index tracks 1,000 U.S. large-capitalization stocks listed on eligible U.S. exchanges (the "Russell 1000 Stocks"). The Russell 1000<sup>®</sup> Value Index is reported by Bloomberg L.P. under the ticker symbol "RLV."

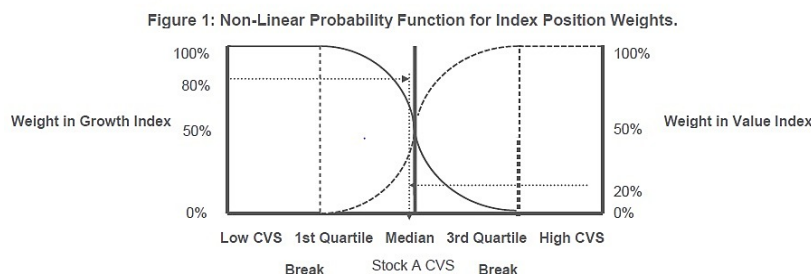
*FTSE Russell's Value and Growth Style Methodology*

FTSE Russell uses a "non-linear probability" method to assign stocks to the Russell 1000<sup>®</sup> Value Index and the Russell 1000<sup>®</sup> Growth Index (the "Growth Index"), an index that measures the capitalization-weighted price performance of the Russell 1000 Stocks determined by FTSE Russell to be growth oriented, with higher price-to-book ratios and higher forecasted and historical growth. FTSE Russell uses three variables in the determination of value and growth. For value, book-to-price (B/P) ratio is used, while for growth, two variables – I/B/E/S forecast medium-term growth (2-year) and sales per share historical growth (5-year) – are used. The term "probability" is used to indicate the degree of certainty that a stock is value or growth based on its relative book-to-price (B/P) ratio, I/B/E/S forecast medium-term growth (2 year) and sales per share historical growth (5 year).

First, the Russell 1000 Stocks are ranked by their adjusted book-to-price ratio (B/P), their I/B/E/S forecast medium-term growth (2 year) and sales per share historical growth (5 year). These rankings are then converted to standardized units, where the value variable represents 50% of the score and the two growth variables represent the remaining 50%. Next, these units are combined to produce a composite value score ("CVS").

The Russell 1000 Stocks are then ranked by their CVS, and a probability algorithm is applied to the CVS distribution to assign growth and value weights to each stock. In general, a stock with a lower CVS is considered growth, a stock with a higher CVS is considered value and a stock with a CVS in the middle range is considered to have both growth and value characteristics, and is weighted proportionately in the Growth Index and the Russell 1000<sup>®</sup> Value Index. Stocks are always fully represented by the combination of their growth and value weights (e.g., a stock that is given a 20% weight in the Russell 1000<sup>®</sup> Value Index will have an 80% weight in the Growth Index). Style index assignment for non-pricing vehicle share classes will be based on that of the pricing vehicle and assigned consistently across all additional share classes.

Stock A, in the figure below, is a security with 20% of its available shares assigned to the Russell 1000<sup>®</sup> Value Index and the remaining 80% assigned to the Growth Index. The growth and value probabilities will always sum to 100%. Hence, the sum of a stock's market capitalization in the Growth Index and the Russell 1000<sup>®</sup> Value Index will always equal its market capitalization in the Russell 1000<sup>®</sup> Index.



In the figure above, the quartile breaks are calculated such that approximately 25% of the available market capitalization lies in each quartile. Stocks at the median are divided 50% in each of the Growth Index and the Russell 1000<sup>®</sup> Value Index. Stocks below the first quartile are 100% in the Growth Index. Stocks above the third quartile are 100% in the Russell 1000<sup>®</sup> Value Index. Stocks falling between the first and third quartile breaks are included in both the Growth Index and the Russell 1000<sup>®</sup> Value Index to varying degrees, depending on how far they are above or below the median and how close they are to the first or third quartile breaks.

Roughly 70% of the available market capitalization is classified as all growth or all value. The remaining 30% have some portion of their market value in either the Russell 1000<sup>®</sup> Value Index or the Growth Index, depending on their relative distance from the median value score. Note that there is a small position cutoff rule. If a stock's weight is more than 95% in one style index, its weight is increased to 100% in that index.

In an effort to mitigate unnecessary turnover, FTSE Russell implements a banding methodology at the CVS level of the growth and value style algorithm. If a company's CVS change from the previous year is greater than or equal to +/- 0.10 and if the company remains in the Russell 1000<sup>®</sup> Index, then the CVS remains unchanged during the next reconstitution process. Keeping the CVS static for these companies does not mean the probability (growth/value) will remain unchanged in all cases due to the relation of a CVS score to the overall index. However, this banding methodology is intended to reduce



turnover caused by smaller, less meaningful movements while continuing to allow the larger, more meaningful changes to occur, signaling a true change in a company's relation to the market.

In calculating growth and value weights, stocks with missing or negative values for B/P, or missing values for I/B/E/S growth (negative I/B/E/S growth is valid), or missing sales per share historical growth (6 years of quarterly numbers are required), are allocated by using the mean value score of the Russell 1000<sup>®</sup> Index, the Russell Global Sectors (or, beginning in September 2020, the Industry Classification Benchmark ("ICB")) industry, subsector or sector group of the Russell 1000<sup>®</sup> Index into which the company falls. Each missing (or negative B/P) variable is substituted with the industry, subsector or sector group independently. An industry must have five members or the substitution reverts to the subsector, and so forth to the sector. In addition, a weighted value score is calculated for securities with low analyst coverage for I/B/E/S medium-term growth. For securities with coverage by a single analyst, 2/3 of the industry, subsector, or sector group value score is weighted with 1/3 the security's independent value score. For those securities with coverage by two analysts, 2/3 of the independent security's value score is used and only 1/3 of the industry, subsector, or sector group is weighted. For those securities with at least three analysts contributing to the I/B/E/S medium-term growth, 100% of the independent security's value score is used.

The Russell 1000<sup>®</sup> Value Index uses a capping methodology at each quarterly rebalance, that limits the weight of any single company to a maximum of 22.5% of the Russell 1000<sup>®</sup> Value Index weight, and the sum of all companies with a weight above 4.5% to an aggregate of 45% of the Russell 1000<sup>®</sup> Value Index weight. The index is rebalanced quarterly after the close of business on the third Friday of March, June, September, and December. At each quarterly rebalance, the weight of any single company is capped at 22.5% of the index weight and the weight of all companies exceeding 4.5% weight of the index individually are capped at 45% of the index weight in aggregate.

#### **Selection of Stocks Underlying the Index**

The Russell 1000<sup>®</sup> Value Index is a sub-index of the Russell 1000<sup>®</sup> Index, which, in turn, is a subset of the Russell 3000<sup>®</sup> Index. The Russell 3000<sup>®</sup> Index is designed to represent approximately 98% of the investable US equity market, and includes approximately 1,000 of the largest securities based on a combination of their market cap and current index membership. The Russell 1000<sup>®</sup> Index is constructed to provide a comprehensive and unbiased barometer for the large-cap segment. To be eligible for inclusion in the Russell 3000<sup>®</sup> Index and, consequently, the Russell 1000<sup>®</sup> Index and the Russell 1000<sup>®</sup> Value Index, a company must meet the following criteria as of the "rank day" (except that initial public offerings ("IPOs") are considered for inclusion on a quarterly basis):

- U.S. Equity Market. The company must be determined to be part of the U.S. equity market, meaning that its home country is the United States. If a company incorporates in, has a stated headquarters location in, and also trades in the same country (ADRs and ADSs are not eligible), the company is assigned to its country of incorporation.

The rank day occurs on the last business day of April with membership eligibility determined using public information available on the rank day and market capitalizations calculated at market close. If any of the three criteria do not match, FTSE Russell then defines three Home Country Indicators ("HCIs"): country of incorporation, country of headquarters and country of the most liquid exchange as defined by two-year average daily dollar trading volume from all exchanges within a country. After the HCIs are defined, the next step in the country assignment involves an analysis of assets by location. FTSE Russell cross-compares the primary location of the company's assets with the three HCIs. If the primary location of assets matches any of the HCIs, then the company is assigned to its primary asset location.

If there is not enough information to determine a company's primary location of assets, FTSE Russell uses the primary location of the company's revenue for the same cross-comparison and assigns the company to the appropriate country in a similar fashion. FTSE Russell uses an average of two years of assets or revenue data for analysis to reduce potential turnover.

If conclusive country details cannot be derived from assets or revenue, FTSE Russell assigns the company to the country in which its headquarters are located unless the country is a Benefit Driven Incorporation ("BDI") country. If the country in which its headquarters are located is a BDI country, the company is assigned to the country of its most liquid stock exchange. The BDI countries are Anguilla, Antigua and Barbuda, Aruba, Bahamas, Barbados, Belize, Bermuda, Bonaire, British Virgin Islands, Cayman Islands, Channel Islands, Cook Islands, Curacao, Faroe Islands, Gibraltar, Guernsey, Isle of Man, Jersey, Liberia, Marshall Islands, Panama, Saba, Sint Eustatius, Sint Maarten and Turks and Caicos Islands.

- U.S. Eligible Exchange. The following exchanges and markets are deemed to be eligible U.S. exchanges: the Chicago Board Options Exchange, the New York Stock Exchange, NYSE American, The Nasdaq Stock Market and NYSE Arca. Stocks that are not traded on an eligible U.S. exchange (Bulletin Board, Pink Sheet and over-the-counter securities, including securities for which prices are displayed on the FINRA Alternative Display Facility) are not eligible for inclusion.
- Minimum Closing Price. A stock must have a close price at or above \$1.00 (on its primary exchange), subject to exceptions to reduce turnover.
- Minimum Total Market Capitalization. Companies with a total market capitalization less than \$30 million are not eligible for inclusion.
- Minimum Free Float. Companies with 5% or less of their shares available in the free float as defined by FTSE Russell are not eligible for inclusion.
- Company Structure. Companies structured in the following ways are not eligible for inclusion: royalty trusts, U.S. limited liability companies, closed-end investment companies, business development companies (and other companies that are required to report Acquired Fund Fees and Expenses, as defined by the SEC), blank-check companies, special-purpose acquisition companies (SPACs), limited partnerships, exchange-traded funds and mutual funds.





- UBTI. Real estate investment trusts and publicly traded partnerships that generate or have historically generated unrelated business taxable income ("UBTI") and have not taken steps to block UBTI to equity holders are not eligible for inclusion. Information used to confirm UBTI impact includes the following publicly available sources: 10-K, SEC Form S-3, K-1, company annual report, dividend notices or company website.
- Security Types. The following types of securities are not eligible for inclusion: preferred and convertible preferred stock, redeemable shares, participating preferred stock, warrants, rights, depositary receipts, installment receipts and trust receipts.
- Minimum Voting Rights. More than 5% of a company's voting rights (aggregated across all of its equity securities, including, where identifiable, those that are not listed or trading) must be in the hands of unrestricted shareholders.
- Multiple Share Classes. If an eligible company trades under multiple share classes, each share class is reviewed independently for eligibility for inclusion. Share classes in addition to the primary share class must meet the following minimum size, liquidity and float requirements to be eligible: (i) total market cap must be larger than \$30 million; (ii) average daily dollar trading value must exceed that of the global median; and (iii) 5% or more of shares must be available in the free float as defined by FTSE Russell.

Securities of eligible companies are included in the Russell 1000<sup>®</sup> Value Index based on total market capitalization. Total market capitalization is determined by multiplying total outstanding shares by the market price (generally, the last price traded on the primary exchange of the share class with the highest two-year trading volume, subject to exceptions) as of the rank day (except that IPOs are considered for inclusion on a quarterly basis). Common stock, non-restricted exchangeable shares and partnership units/membership interests (but not operating partnership units of umbrella partnership real estate investment trusts) are used to calculate a company's total market capitalization. If multiple share classes of common stock exist, they are combined to determine total shares outstanding; however, in cases where the common stock share classes act independently of each other (e.g., tracking stocks), each class is considered for inclusion separately. For merger and spin-off transactions that are effective between rank day and the Friday prior to annual reconstitution in June, the market capitalizations of the impacted securities are recalculated and membership is reevaluated as of the effective date of the corporate action.

The 3,000 securities with the greatest total market capitalization become members of the Russell 3000<sup>®</sup> Index, and the 1,000 securities with the greatest total market capitalization become member of the Russell 1000<sup>®</sup> Index. Market capitalization breakpoints are determined by the breaks between the rankings of companies (based on descending total market capitalization). New members are assigned on the basis of the breakpoints, and existing members are reviewed to determine if they fall within a cumulative 5% market cap range around these new market capitalization breakpoints. If an existing member's market cap falls within this cumulative 5% of the market capitalization breakpoint, it will remain in the Russell 1000<sup>®</sup> Index rather than be moved to a different Russell index.

After membership is determined, a security's shares are adjusted to include only those shares available to the public ("free float"). The purpose of this adjustment is to exclude from market calculations the capitalization that is not available for purchase and is not part of the investable opportunity set. Stocks in the Russell 1000<sup>®</sup> Index are weighted by their available (also called float-adjusted) market capitalization. The following types of shares are removed from total market capitalization to arrive at free float or available market capitalization, based on information recorded in SEC corporate filings: officers' and directors' holdings, private holdings exceeding 10% of shares outstanding, institutional holdings exceeding 30% of shares outstanding, shares held by publicly listed companies, shares held by an Employee Stock Ownership Plan or a Leveraged Employee Stock Ownership Plan; shares locked up during an IPO; direct government holdings; and indirect government holdings exceeding 10% of shares outstanding.

Reconstitution occurs on the fourth Friday of June. However, at times this date is too proximal to exchange closures and abbreviated exchange trading schedules when market liquidity is exceptionally low. A full calendar for reconstitution is published each spring.

#### *Corporate Actions and Events Affecting the Index*

FTSE Russell applies corporate actions to the Russell 1000<sup>®</sup> Index on a daily basis. FTSE Russell applies the following methodology guidelines, among others, when adjusting the Russell 1000<sup>®</sup> Index in response to corporate actions:

- "No Replacement" Rule. Securities that leave the Russell 1000<sup>®</sup> Value Index for any reason (e.g., mergers, acquisitions or other similar corporate activity) are not replaced. Thus, the number of securities in the Russell 1000<sup>®</sup> Value Index over a year will fluctuate according to corporate activity.
- Statement of Principles and Adjustments for Specific Corporate Events. FTSE Russell has stated as general principles that the treatment of corporate events (a) should reflect how such events are likely to be dealt with in investment portfolios to maintain the portfolio structure in line with the target set out in the index objective and index methodology and (b) should normally be designed to minimize the trading activity required by investors to match the index performance. No assurance can be provided that corporate actions and events will be treated by FTSE Russell in a manner consistent with its statement of general principles.

In addition, FTSE Russell has established guidance for the treatment of corporate actions and events, including, but not limited to, dividends, capital repayments, companies converting to a REIT structure, share buybacks, rights issues, mergers, acquisitions, tender offers, split-offs, spin-offs, bankruptcies, insolvencies, liquidations and trading suspensions. However, because of the complexities involved in some cases, those guidelines are not definitive rules that will determine FTSE Russell's actions in all circumstances. FTSE Russell reserves the right to determine the most appropriate method of implementation for any corporate event which is not covered by those guidelines or which is of a complex nature.

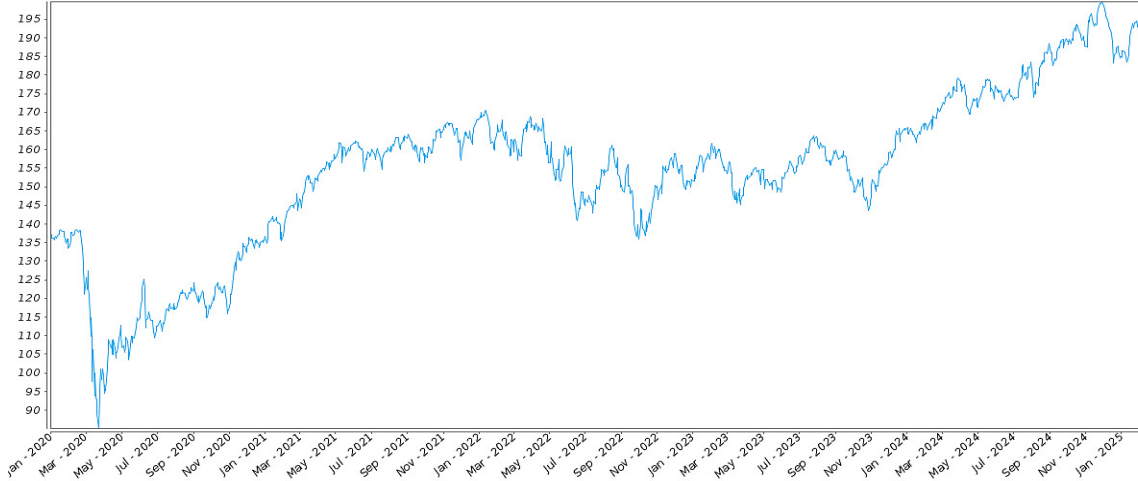
- Changes to Shares Outstanding and Free Float. The Russell 1000<sup>®</sup> Index will be reviewed quarterly for updates to shares outstanding and to free floats used within the calculation of the Russell 1000<sup>®</sup> Index. In March, September and December, shares outstanding and free float will be



updated to reflect changes greater than 1% for cumulative shares in issue changes and changes greater than 3% (or 1%, for constituents with a free float of 15% or below) for cumulative free float changes. In June, the shares and free float updates will be implemented regardless of size. Shares and free float updates can be triggered in some cases by certain events, such as some primary or secondary offerings.

### Historical Performance of the IWD

The following graph sets forth the daily historical performance of the IWD in the period from January 2, 2020 through February 18, 2025. We obtained this historical data from Bloomberg L.P. We have not independently verified the accuracy or completeness of the information obtained from Bloomberg L.P. On February 18, 2025, the Closing Market Price of the IWD was \$195.62.



This historical data on the IWD is not necessarily indicative of the future performance of the IWD or what the value of the Notes may be. Any historical upward or downward trend in the Closing Market Price of the IWD during any period set forth above is not an indication that the Closing Market Price of the IWD is more or less likely to increase or decrease at any time over the term of the Notes.

Before investing in the Notes, you should consult publicly available sources for the Closing Market Prices and trading pattern of the IWD.



## Supplement to the Plan of Distribution; Role of BofAS and Conflicts of Interest

BofAS, a broker-dealer affiliate of ours, is a member of the Financial Industry Regulatory Authority, Inc. ("FINRA") and will participate as selling agent in the distribution of the Notes. Accordingly, if the initial settlement of the Notes will conform to the requirements of FINRA Rule 5121. BofAS may not make sales in this offering to any of its discretionary accounts without the prior written approval of the account holder.

We expect to deliver the Notes against payment therefor in New York, New York on a date that is greater than one business day following the pricing date. Under Rule 15c6-1 of the Securities Exchange Act of 1934, trades in the secondary market generally are required to settle in one business day, unless the parties to any such trade expressly agree otherwise. Accordingly, if the initial settlement of the Notes occurs more than one business day from the pricing date, purchasers who wish to trade the Notes more than one business day prior to the original issue date will be required to specify alternative settlement arrangements to prevent a failed settlement.

Under our distribution agreement with BofAS, BofAS will purchase the Notes from us as principal at the public offering price indicated on the cover of this pricing supplement, less the indicated underwriting discount, if any. BofAS will sell the Notes to other broker-dealers that will participate in the offering and that are not affiliated with us, at an agreed discount to the principal amount. Each of those broker-dealers may sell the Notes to one or more additional broker-dealers. BofAS has informed us that these discounts may vary from dealer to dealer and that not all dealers will purchase or repurchase the Notes at the same discount. Certain dealers who purchase the Notes for sale to certain fee-based advisory accounts may forgo some or all of their selling concessions, fees or commissions. The public offering price for investors purchasing the Notes in these fee-based advisory accounts may be as low as \$999.40 per \$1,000.00 in principal amount of Notes. In addition to the underwriting discount, if any, an affiliate of BofA Finance will pay a referral fee of up to \$1.40 per \$1,000.00 in principal amount of Notes in connection with the distribution of the Notes to other registered broker-dealers.

BofAS and any of our other broker-dealer affiliates may use this pricing supplement and the accompanying product supplement, prospectus supplement and prospectus for offers and sales in secondary market transactions and market-making transactions in the Notes. However, they are not obligated to engage in such secondary market transactions and/or market-making transactions. These broker-dealer affiliates may act as principal or agent in these transactions, and any such sales will be made at prices related to prevailing market conditions at the time of the sale.

At BofAS's discretion, for a short, undetermined initial period after the issuance of the Notes, BofAS may offer to buy the Notes in the secondary market at a price that may exceed the initial estimated value of the Notes. Any price offered by BofAS for the Notes will be based on then-prevailing market conditions and other considerations, including the performance of the Underlyings and the remaining term of the Notes. However, none of us, the Guarantor, BofAS or any of our other affiliates is obligated to purchase your Notes at any price or at any time, and we cannot assure you that any party will purchase your Notes at a price that equals or exceeds the initial estimated value of the Notes.

Any price that BofAS may pay to repurchase the Notes will depend upon then prevailing market conditions, the creditworthiness of us and the Guarantor, and transaction costs. At certain times, this price may be higher than or lower than the initial estimated value of the Notes.

### European Economic Area and United Kingdom

None of this pricing supplement, the accompanying product supplement, the accompanying prospectus or the accompanying prospectus supplement is a prospectus for the purposes of the Prospectus Regulation (as defined below). This pricing supplement, the accompanying product supplement, the accompanying prospectus and the accompanying prospectus supplement have been prepared on the basis that any offer of Notes in any Member State of the European Economic Area (the "EEA") or in the United Kingdom (each, a "Relevant State") will only be made to a legal entity which is a qualified investor under the Prospectus Regulation ("Qualified Investors"). Accordingly any person making or intending to make an offer in that Relevant State of Notes which are the subject of the offering contemplated in this pricing supplement, the accompanying product supplement, the accompanying prospectus and the accompanying prospectus supplement may only do so with respect to Qualified Investors. Neither BofA Finance nor BAC has authorized, nor does it authorize, the making of any offer of Notes other than to Qualified Investors. The expression "Prospectus Regulation" means Regulation (EU) 2017/1129.

**PROHIBITION OF SALES TO EEA AND UNITED KINGDOM RETAIL INVESTORS** – The Notes are not intended to be offered, sold or otherwise made available to and should not be offered, sold or otherwise made available to any retail investor in the EEA or in the United Kingdom. For these purposes: (a) a retail investor means a person who is one (or more) of: (i) a retail client as defined in point (11) of Article 4(1) of Directive 2014/65/EU, as amended ("MiFID II"); or (ii) a customer within the meaning of Directive (EU) 2016/97 (the Insurance Distribution Directive) where that customer would not qualify as a professional client as defined in point (10) of Article 4(1) of MiFID II; or (iii) not a qualified investor as defined in the Prospectus Regulation; and (b) the expression "offer" includes the communication in any form and by any means of sufficient information on the terms of the offer and the Notes to be offered so as to enable an investor to decide to purchase or subscribe for the Notes. Consequently no key information document required by Regulation (EU) No 1286/2014, as amended (the "PRIIPs Regulation") for offering or selling the Notes or otherwise making them available to retail investors in the EEA or in the United Kingdom has been prepared and therefore offering or selling the Notes or otherwise making them available to any retail investor in the EEA or in the United Kingdom may be unlawful under the PRIIPs Regulation.



### United Kingdom

The communication of this pricing supplement, the accompanying product supplement, the accompanying prospectus supplement, the accompanying prospectus and any other document or materials relating to the issue of the Notes offered hereby is not being made, and such documents and/or materials have not been approved, by an authorized person for the purposes of Section 21 of the United Kingdom's Financial Services and Markets Act 2000, as amended (the "FSMA"). Accordingly, such documents and/or materials are not being distributed to, and must not be passed on to, the general public in the United Kingdom. The communication of such documents and/or materials as a financial promotion is only being made to those persons in the United Kingdom who have professional experience in matters relating to investments and who fall within the definition of investment professionals (as defined in Article 19(5) of the Financial Services and Markets Act 2000 (Financial Promotion) Order 2005, as amended (the "Financial Promotion Order")), or who fall within Article 49(2)(a) to (d) of the Financial Promotion Order, or who are any other persons to whom it may otherwise lawfully be made under the Financial Promotion Order (all such persons together being referred to as "Relevant Persons"). In the United Kingdom, the Notes offered hereby are only available to, and any investment or investment activity to which this pricing supplement, the accompanying product supplement, the accompanying prospectus supplement and the accompanying prospectus relates will be engaged in only with, Relevant Persons. Any person in the United Kingdom that is not a relevant person should not act or rely on this pricing supplement, the accompanying product supplement, the accompanying prospectus supplement or the accompanying prospectus or any of their contents.

Any invitation or inducement to engage in investment activity (within the meaning of Section 21 of the FSMA) in connection with the issue or sale of the Notes may only be communicated or caused to be communicated in circumstances in which Section 21(1) of the FSMA does not apply to BofA Finance, as Issuer, or BAC, as Guarantor.

All applicable provisions of the FSMA must be complied with in respect to anything done by any person in relation to the Notes in, from or otherwise involving the United Kingdom.



## Structuring the Notes

The Notes are our debt securities, the return on which is linked to the performance of the Underlyings. The related guarantee is BAC's obligation. As is the case for all of our and BAC's respective debt securities, including our market-linked notes, the economic terms of the Notes reflect our and BAC's actual or perceived creditworthiness at the time of pricing. In addition, because market-linked notes result in increased operational, funding and liability management costs to us and BAC, BAC typically borrows the funds under these types of notes at a rate, which we refer to in this pricing supplement as BAC's internal funding rate, that is more favorable to BAC than the rate that it might pay for a conventional fixed or floating rate debt security. This generally relatively lower internal funding rate, which is reflected in the economic terms of the Notes, along with the fees and charges associated with market-linked notes, typically results in the initial estimated value of the Notes on the pricing date being less than their public offering price.

In order to meet our payment obligations on the Notes, at the time we issue the Notes, we may choose to enter into certain hedging arrangements (which may include call options, put options or other derivatives) with BofAS or one of our other affiliates. The terms of these hedging arrangements are determined based upon terms provided by BofAS and its affiliates, and take into account a number of factors, including our and BAC's creditworthiness, interest rate movements, the volatility of the Underlyings, the tenor of the Notes and the hedging arrangements. The economic terms of the Notes and their initial estimated value depend in part on the terms of these hedging arrangements.

BofAS has advised us that the hedging arrangements will include hedging related charges, reflecting the costs associated with, and our affiliates' profit earned from, these hedging arrangements. Since hedging entails risk and may be influenced by unpredictable market forces, actual profits or losses from these hedging transactions may be more or less than any expected amounts.

For further information, see "Risk Factors" beginning on page PS-6 and "Supplemental Use of Proceeds" on page PS-19 of the accompanying product supplement.



## U.S. Federal Income Tax Summary

The following summary of the material U.S. federal income and estate tax considerations of the acquisition, ownership, and disposition of the Notes supplements, and to the extent inconsistent supersedes, the discussion under "U.S. Federal Income Tax Considerations" in the accompanying prospectus and is not exhaustive of all possible tax considerations. This summary is based upon the Internal Revenue Code of 1986, as amended (the "Code"), regulations promulgated under the Code by the U.S. Treasury Department ("Treasury") (including proposed and temporary regulations), rulings, current administrative interpretations and official pronouncements of the IRS, and judicial decisions, all as currently in effect and all of which are subject to differing interpretations or to change, possibly with retroactive effect. No assurance can be given that the IRS would not assert, or that a court would not sustain, a position contrary to any of the tax consequences described below. This summary does not include any description of the tax laws of any state or local governments, or of any foreign government, that may be applicable to a particular holder.

Although the Notes are issued by us, they will be treated as if they were issued by BAC for U.S. federal income tax purposes. Accordingly throughout this tax discussion, references to "we," "our" or "us" are generally to BAC unless the context requires otherwise.

This summary is directed solely to U.S. Holders and Non-U.S. Holders that, except as otherwise specifically noted, will purchase the Notes upon original issuance and will hold the Notes as capital assets within the meaning of Section 1221 of the Code, which generally means property held for investment, and that are not excluded from the discussion under "U.S. Federal Income Tax Considerations" in the accompanying prospectus.

You should consult your own tax advisor concerning the U.S. federal income tax consequences to you of acquiring, owning, and disposing of the Notes, as well as any tax consequences arising under the laws of any state, local, foreign, or other tax jurisdiction and the possible effects of changes in U.S. federal or other tax laws.

### General

Although there is no statutory, judicial, or administrative authority directly addressing the characterization of the Notes, we intend to treat the Notes for all tax purposes as single financial contracts with respect to the Underlyings and under the terms of the Notes, we and every investor in the Notes agree, in the absence of an administrative determination or judicial ruling to the contrary, to treat the Notes in accordance with such characterization. In the opinion of our counsel, Sidley Austin LLP, it is reasonable to treat the Notes as single financial contracts with respect to the Underlyings. This discussion assumes that the Notes constitute single financial contracts with respect to the Underlyings for U.S. federal income tax purposes. If the Notes did not constitute single financial contracts, the tax consequences described below would be materially different.

*This characterization of the Notes is not binding on the IRS or the courts. No statutory, judicial, or administrative authority directly addresses the characterization of the Notes or any similar instruments for U.S. federal income tax purposes, and no ruling is being requested from the IRS with respect to their proper characterization and treatment. Due to the absence of authorities on point, significant aspects of the U.S. federal income tax consequences of an investment in the Notes are not certain, and no assurance can be given that the IRS or any court will agree with the characterization and tax treatment described in this pricing supplement. Accordingly, you are urged to consult your tax advisor regarding all aspects of the U.S. federal income tax consequences of an investment in the Notes, including possible alternative characterizations.*

Unless otherwise stated, the following discussion is based on the characterization described above. The discussion in this section assumes that there is a significant possibility of a significant loss of principal on an investment in the Notes.

We will not attempt to ascertain whether the issuer of any Underlying would be treated as a "passive foreign investment company" ("PFIC"), within the meaning of Section 1297 of the Code, or a United States real property holding corporation, within the meaning of Section 897(c) of the Code. If the issuer of any Underlying were so treated, certain adverse U.S. federal income tax consequences could possibly apply to a holder of the Notes. You should refer to information filed with the SEC by the issuers of the Underlyings and consult your tax advisor regarding the possible consequences to you, if any, if the issuer of any Underlying is or becomes a PFIC or is or becomes a United States real property holding corporation.

### U.S. Holders

Upon receipt of a cash payment at maturity or upon a sale, or exchange of the Notes prior to maturity, a U.S. Holder generally will recognize capital gain or loss equal to the difference between the amount realized and the U.S. Holder's tax basis in the Notes. A U.S. Holder's tax basis in the Notes will equal the amount paid by that holder to acquire them. Subject to the discussion below concerning the possible application of the "constructive ownership" rules of Section 1260 of the Code, this capital gain or loss generally will be long-term capital gain or loss if the U.S. Holder held the Notes for more than one year. The deductibility of capital losses is subject to limitations.

*Possible Application of Section 1260 of the Code.* Since the Underlyings are the type of financial assets described under Section 1260 of the Code (including, among others, any equity interest in pass-through entities such as exchange traded funds, regulated investment companies, real estate investment trusts, partnerships, and passive foreign investment companies, each a "Section 1260 Financial Asset"), while the matter is not entirely clear, there may exist a risk that an investment in the Notes will be treated, in whole or in part, as a "constructive ownership transaction" to which Section 1260 of the Code applies. If Section 1260 of the Code applies, all or a portion of any long-term capital gain recognized by a U.S. Holder in respect of the Notes will be recharacterized as ordinary income (the "Excess Gain"). In addition, an interest charge will also apply to any deemed underpayment of tax in respect of any Excess Gain to the extent such gain would have resulted in gross income inclusion for the U.S. Holder in taxable years prior to the



taxable year of the sale, exchange, redemption, or settlement (assuming such income accrued at a constant rate equal to the applicable federal rate as of the date of sale, exchange, redemption, or settlement).

If an investment in the Notes is treated as a constructive ownership transaction, it is not clear to what extent any long-term capital gain of a U.S. Holder in respect of the Notes will be recharacterized as ordinary income. It is possible, for example, that the amount of the Excess Gain (if any) that would be recharacterized as ordinary income in respect of the Notes will equal the excess of (i) any long-term capital gain recognized by the U.S. Holder in respect of the Notes and attributable to Section 1260 Financial Assets, over (ii) the "net underlying long-term capital gain" (as defined in Section 1260 of the Code) such U.S. Holder would have had if such U.S. Holder had acquired an amount of the corresponding Section 1260 Financial Assets at fair market value on the original issue date for an amount equal to the portion of the issue price of the Notes attributable to the corresponding Section 1260 Financial Assets and sold such amount of Section 1260 Financial Assets at maturity or upon sale, exchange or redemption of the Notes at fair market value. Unless otherwise established by clear and convincing evidence, the net underlying long-term capital gain is treated as zero and therefore it is possible that all long-term capital gain recognized by a U.S. Holder in respect of the Notes will be recharacterized as ordinary income if Section 1260 of the Code applies to an investment in the Notes. U.S. Holders should consult their tax advisors regarding the potential application of Section 1260 of the Code to an investment in the Notes.

As described below, the IRS, as indicated in Notice 2008-2 (the "Notice"), is considering whether Section 1260 of the Code generally applies or should apply to the Notes, including in situations where the Underlyings are not the type of financial asset described under Section 1260 of the Code.

*Alternative Tax Treatments.* Due to the absence of authorities that directly address the proper tax treatment of the Notes, prospective investors are urged to consult their tax advisors regarding all possible alternative tax treatments of an investment in the Notes. In particular, the IRS could seek to subject the Notes to the Treasury regulations governing contingent payment debt instruments. If the IRS were successful in that regard, the timing and character of income on the Notes would be affected significantly. Among other things, a U.S. Holder would be required to accrue original issue discount every year at a "comparable yield" determined at the time of issuance. In addition, any gain realized by a U.S. Holder at maturity or upon a sale, or exchange of the Notes generally would be treated as ordinary income, and any loss realized at maturity or upon a sale, or exchange of the Notes generally would be treated as ordinary loss to the extent of the U.S. Holder's prior accruals of original issue discount, and as capital loss thereafter.

The Notice sought comments from the public on the taxation of financial instruments currently taxed as "prepaid forward contracts." This Notice addresses instruments such as the Notes. According to the Notice, the IRS and Treasury are considering whether a holder of an instrument such as the Notes should be required to accrue ordinary income on a current basis, regardless of whether any payments are made prior to maturity. It is not possible to determine what guidance the IRS and Treasury will ultimately issue, if any. Any such future guidance may affect the amount, timing and character of income, gain, or loss in respect of the Notes, possibly with retroactive effect.

The IRS and Treasury are also considering additional issues, including whether additional gain or loss from such instruments should be treated as ordinary or capital, whether foreign holders of such instruments should be subject to withholding tax on any deemed income accruals, whether Section 1260 of the Code, concerning certain "constructive ownership transactions," generally applies or should generally apply to such instruments, and whether any of these determinations depend on the nature of the underlying asset.

In addition, proposed Treasury regulations require the accrual of income on a current basis for contingent payments made under certain notional principal contracts. The preamble to the regulations states that the "wait and see" method of accounting does not properly reflect the economic accrual of income on those contracts, and requires current accrual of income for some contracts already in existence. While the proposed regulations do not apply to prepaid forward contracts, the preamble to the proposed regulations expresses the view that similar timing issues exist in the case of prepaid forward contracts. If the IRS or Treasury publishes future guidance requiring current economic accrual for contingent payments on prepaid forward contracts, it is possible that you could be required to accrue income over the term of the Notes.

Because of the absence of authority regarding the appropriate tax characterization of the Notes, it is also possible that the IRS could seek to characterize the Notes in a manner that results in tax consequences that are different from those described above. For example, the IRS could possibly assert that any gain or loss that a holder may recognize at maturity or upon the sale, or exchange of the Notes should be treated as ordinary gain or loss.

#### **Non-U.S. Holders**

Except as discussed below, a Non-U.S. Holder generally will not be subject to U.S. federal income or withholding tax for amounts paid in respect of the Notes provided that the Non-U.S. Holder complies with applicable certification requirements and that the payment is not effectively connected with the conduct by the Non-U.S. Holder of a U.S. trade or business. Notwithstanding the foregoing, gain from the sale, or exchange of the Notes or their settlement at maturity may be subject to U.S. federal income tax if that Non-U.S. Holder is a non-resident alien individual and is present in the U.S. for 183 days or more during the taxable year of the sale, exchange, or settlement and certain other conditions are satisfied.

If a Non-U.S. Holder of the Notes is engaged in the conduct of a trade or business within the U.S. and if any gain realized on the settlement at maturity, or upon sale, or exchange of the Notes, is effectively connected with the conduct of such trade or business (and, if certain tax treaties apply, is attributable to a permanent establishment maintained by the Non-U.S. Holder in the U.S.), the Non-U.S. Holder, although exempt from U.S. federal withholding tax, generally will be subject to U.S. federal income tax on such gain on a net income basis in the same manner as if it were a U.S. Holder. Such Non-U.S. Holders should read the material under the heading "—U.S. Holders," for a description of the U.S. federal income tax consequences of



acquiring, owning, and disposing of the Notes. In addition, if such Non-U.S. Holder is a foreign corporation, it may also be subject to a branch profits tax equal to 30% (or such lower rate provided by any applicable tax treaty) of a portion of its earnings and profits for the taxable year that are effectively connected with its conduct of a trade or business in the U.S., subject to certain adjustments.

A "dividend equivalent" payment is treated as a dividend from sources within the United States and such payments generally would be subject to a 30% U.S. withholding tax if paid to a Non-U.S. Holder. Under Treasury regulations, payments (including deemed payments) with respect to equity-linked instruments ("ELIs") that are "specified ELIs" may be treated as dividend equivalents if such specified ELIs reference an interest in an "underlying security," which is generally any interest in an entity taxable as a corporation for U.S. federal income tax purposes if a payment with respect to such interest could give rise to a U.S. source dividend. However, IRS guidance provides that withholding on dividend equivalent payments will not apply to specified ELIs that are not delta-one instruments and that are issued before January 1, 2027. Based on our determination that the Notes are not delta-one instruments, Non-U.S. Holders should not be subject to withholding on dividend equivalent payments, if any, under the Notes. However, it is possible that the Notes could be treated as deemed reissued for U.S. federal income tax purposes upon the occurrence of certain events affecting the Underlyings or the Notes, and following such occurrence the Notes could be treated as subject to withholding on dividend equivalent payments. Non-U.S. Holders that enter, or have entered, into other transactions in respect of the Underlyings or the Notes should consult their tax advisors as to the application of the dividend equivalent withholding tax in the context of the Notes and their other transactions. If any payments are treated as dividend equivalents subject to withholding, we (or the applicable paying agent) would be entitled to withhold taxes without being required to pay any additional amounts with respect to amounts so withheld.

As discussed above, alternative characterizations of the Notes for U.S. federal income tax purposes are possible. Should an alternative characterization, by reason of change or clarification of the law, by regulation or otherwise, cause payments as to the Notes to become subject to withholding tax, tax will be withheld at the applicable statutory rate. As discussed above, the IRS has indicated in the Notice that it is considering whether income in respect of instruments such as the Notes should be subject to withholding tax. Prospective Non-U.S. Holders should consult their own tax advisors regarding the tax consequences of such alternative characterizations.

*U.S. Federal Estate Tax.* Under current law, while the matter is not entirely clear, individual Non-U.S. Holders, and entities whose property is potentially includible in those individuals' gross estates for U.S. federal estate tax purposes (for example, a trust funded by such an individual and with respect to which the individual has retained certain interests or powers), should note that, absent an applicable treaty benefit, a Note is likely to be treated as U.S. situs property, subject to U.S. federal estate tax. These individuals and entities should consult their own tax advisors regarding the U.S. federal estate tax consequences of investing in a Note.

#### **Backup Withholding and Information Reporting**

Please see the discussion under "U.S. Federal Income Tax Considerations — General — Backup Withholding and Information Reporting" in the accompanying prospectus for a description of the applicability of the backup withholding and information reporting rules to payments made on the Notes.





## Where You Can Find More Information

The terms and risks of the Notes are contained in this pricing supplement and in the following related product supplement, prospectus supplement and prospectus, which can be accessed at the following links:

- Product Supplement EQUITY-1 dated December 30, 2022: <https://www.sec.gov/Archives/edgar/data/1682472/000119312522315473/d429684d424b2.htm>
- Series A MTN prospectus supplement dated December 30, 2022 and prospectus dated December 30, 2022: <https://www.sec.gov/Archives/edgar/data/1682472/000119312522315195/d409418d424b3.htm>

This pricing supplement and the accompanying product supplement, prospectus supplement and prospectus have been filed as part of a registration statement with the SEC, which may, without cost, be accessed on the SEC website at [www.sec.gov](http://www.sec.gov) or obtained from BofA by calling 1-800-294-1322. Before you invest, you should read this pricing supplement and the accompanying product supplement, prospectus supplement and prospectus for information about us, BAC and this offering. Any prior or contemporaneous oral statements and any other written materials you may have received are superseded by this pricing supplement and the accompanying product supplement, prospectus supplement and prospectus. Certain terms used but not defined in this pricing supplement have the meanings set forth in the accompanying product supplement or prospectus supplement. Unless otherwise indicated or unless the context requires otherwise, all references in this document to "we," "us," "our," or similar references are to BofA Finance, and not to BAC.

The Notes are our senior debt securities. Any payments on the Notes are fully and unconditionally guaranteed by BAC. The Notes and the related guarantee are not insured by the Federal Deposit Insurance Corporation or secured by collateral. The Notes will rank equally in right of payment with all of our other unsecured and unsubordinated obligations, except obligations that are subject to any priorities or preferences by law. The related guarantee will rank equally in right of payment with all of BAC's other unsecured and unsubordinated obligations, except obligations that are subject to any priorities or preferences by law, and senior to its subordinated obligations. Any payments due on the Notes, including any repayment of the principal amount, will be subject to the credit risk of BofA Finance, as Issuer, and BAC, as Guarantor.



