

8,175,000 Units  
 STrategic Accelerated Redemption Securities<sup>SM</sup> (the "Notes")  
 Linked to the Dow Jones Industrial Average<sup>SM</sup>  
 Due April 2, 2010  
 \$10 principal amount per unit  
 Term Sheet No. 2951  
 Merrill Lynch & Co., Inc.

Pricing Date March 26, 2008  
 Settlement Date April 2, 2008  
 Maturity Date April 2, 2010  
 CUSIP No. 59022Y451



## STrategic Accelerated Redemption Securities<sup>SM</sup>

- The Notes will be called at an amount equal to the \$10 principal amount per unit plus the Call Premium of 10.80% per annum if the closing level of the Dow Jones Industrial Average on any observation date is equal to or greater than 100% of its starting value
- A maturity of 2 years
- 1-to-1 downside exposure to decreases in the level of the Dow Jones Industrial Average in excess of a Threshold Level with up to 90% of the principal amount at risk if the Notes are not called prior to maturity
- No periodic interest payments
- Approved for listing on AMEX under the symbol "DGK"

STRUCTURED INVESTMENTS  
 PRINCIPAL PROTECTION  
 ENHANCED INCOME  
 MARKET PARTICIPATION  
 ENHANCED PARTICIPATION



The Notes will have the terms specified in this term sheet as supplemented by the documents indicated herein under "Additional Terms of the Notes" (together the "Note Prospectus"). Investing in the Notes involves a number of risks. See "[Risk Factors](#)" on page TS-6 of this term sheet and beginning on page PS-4 of product supplement STR-2.

In connection with this offering, each of Merrill Lynch, Pierce, Fenner & Smith Incorporated and its broker-dealer affiliate First Republic Securities Company, LLC is acting in its capacity as a principal.

Neither the Securities and Exchange Commission nor any state securities commission has approved or disapproved of these securities or determined if this Note Prospectus is truthful or complete. Any representation to the contrary is a criminal offense.

	Per Unit	Total
Public offering price (1)	\$10.00	\$81,750,000
Underwriting discount (1)	\$.20	\$1,635,000
Proceeds, before expenses, to Merrill Lynch & Co., Inc.	\$9.80	\$80,115,000

(1) The public offering price and underwriting discount for any purchase of 500,000 or more units in a single transaction by an individual investor will be \$9.95 per unit and \$.15 per unit, respectively.

"STrategic Accelerated Redemption Securities" is a service mark of Merrill Lynch & Co., Inc.

"Dow Jones<sup>SM</sup>" is a service mark of Dow Jones & Company, Inc. and has been licensed for use for certain purposes by Merrill Lynch, Pierce, Fenner & Smith Incorporated. Merrill Lynch & Co., Inc. is an authorized sublicensee. "Dow Jones Industrial Average<sup>SM</sup>" and "DJIA" are service marks of Dow Jones & Company, Inc. and have been licensed for use for certain purposes by Merrill Lynch, Pierce, Fenner & Smith Incorporated.

**Merrill Lynch & Co.**

March 26, 2008



## Summary

The SStrategic Accelerated Redemption Securities Linked to the Dow Jones Industrial Average<sup>SM</sup> due April 2, 2010 (the "Notes") are senior, unsecured debt securities of Merrill Lynch & Co., Inc. ("ML&Co.") that provide for an automatic call of the Notes if the closing level of the Dow Jones Industrial Average<sup>SM</sup> (the "Index") on any Observation Date is greater than or equal to the Starting Value of the Index, as determined on March 26, 2008, the date the Notes were priced for initial sale to the public (the "Pricing Date"). If the Notes are called on any Observation Date, you will receive on the Call Settlement Date an amount per unit (the "Call Amount") equal to the \$10 original public offering price of the Notes plus the applicable Call Premium. If your Notes are not called, the amount you receive on the maturity date (the "Redemption Amount") will not be greater than the original public offering price per unit and will be based on the direction of and percentage change in the level of the Index from the Starting Value, as determined on the Pricing Date, to the Ending Value, as determined on the final Observation Date. Investors must be willing to forego interest payments on the Notes and be willing to accept a repayment that may be less, and potentially significantly less, than the original public offering price of the Notes. Investors also must be prepared to have their Notes called by us on any Observation Date.

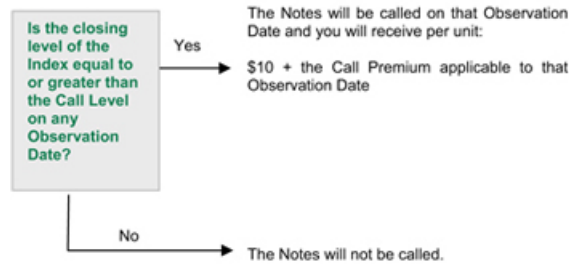
## Terms of the Notes

<b>Issuer:</b>	Merrill Lynch & Co., Inc.
<b>Original Public Offering Price:</b>	\$10 per unit
<b>Term:</b>	2 years
<b>Market Measure:</b>	Dow Jones Industrial Average <sup>SM</sup>
<b>Starting Value:</b>	12,422.86
<b>Ending Value:</b>	The closing level of the Index on the last Observation Date.
<b>Observation Dates:</b>	April 3, 2009; October 2, 2009; and March 26, 2010 (the final Observation Date).
<b>Call Level:</b>	100% of the Starting Value of the Index
<b>Call Amounts (per Unit):</b>	\$11.08 if called on April 3, 2009; \$11.62 if called on October 2, 2009; and \$12.16 if called on March 26, 2010.
<b>Call Premium:</b>	10.80% of the Original Public Offering Price per annum.
<b>Call Settlement Date:</b>	The fifth business day following an Observation Date, if the Notes are called on such Observation Date.
<b>Threshold Level:</b>	11,180.5740 (90% of the Starting Value of the Index)
<b>Leverage Factor:</b>	100%
<b>Calculation Agent:</b>	Merrill Lynch, Pierce, Fenner & Smith Incorporated

## Determining Payment for the Notes

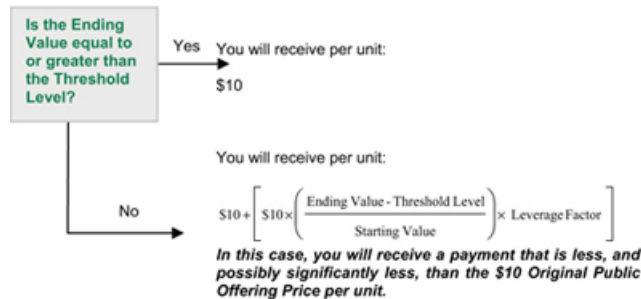
### Automatic Call Provision:

The Notes will be automatically called on an Observation Date if the closing level of the Index on such Observation Date is greater than or equal to the applicable Call Level. If the Notes are called, you will receive on the Call Settlement Date the Call Amount per unit applicable to such Observation Date which is equal to the \$10 Original Public Offering Price plus the Call Premium.



### Payment at Maturity:

If the Notes are not called prior to the maturity date, the "Redemption Amount" per unit, denominated in U.S. dollars, will be determined by the Calculation Agent and will be based on the percentage change in the level of the Index from the Starting Value to the Ending Value:





## Hypothetical Payments

Set forth below are five hypothetical examples of payment calculations assuming:

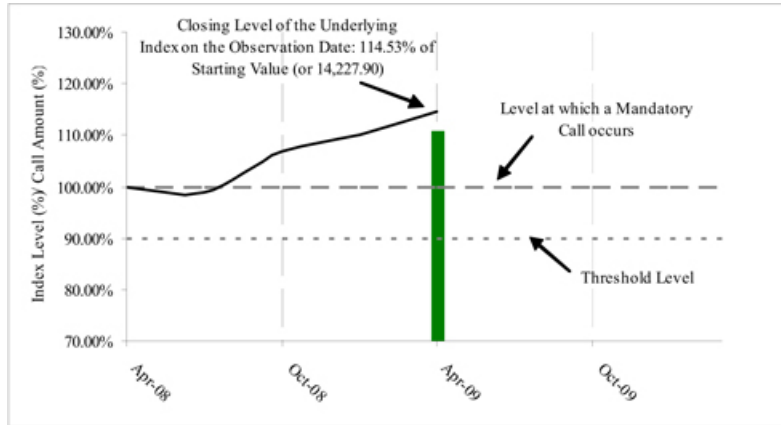
- 1) the Starting Value of 12,422.86, the closing level of the Index on the Pricing Date;
- 2) the Threshold Level of 11,180.57 (which for the hypothetical examples only has been rounded to two decimal places) or 90% of the Starting Value;
- 3) the term of the Notes from April 2, 2008 to April 2, 2010;
- 4) the Call Premium of 10.80%, of the \$10.00 Original Public Offering Price per unit per annum; and
- 5) Observation Dates occurring on April 3, 2009, October 2, 2009, and March 26, 2010.

The Notes are Called on one of the Observation Dates

The Notes have not been previously called and the closing value of the Index on the relevant Observation Date is equal to or greater than the Call Level. Consequently the Notes will be called at the Call Amount per unit equal to \$10.00 plus the applicable Call Premium.

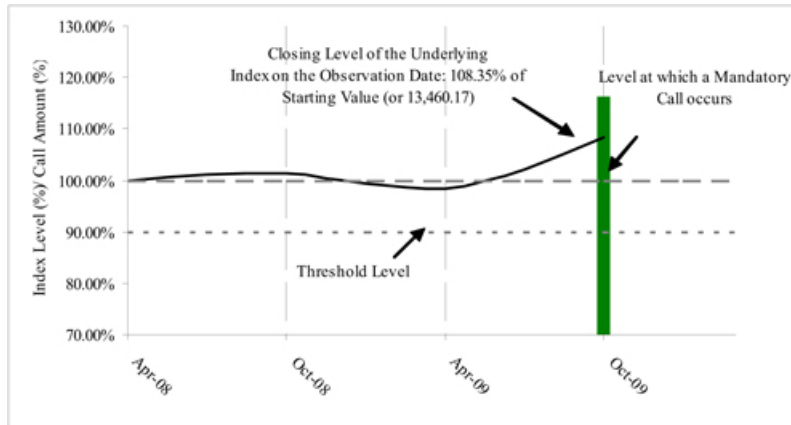
**Example 1**

If the call is related to the Observation Date that falls on April 3, 2009, the Call Amount per Unit will be: \$10.00 plus the Call Premium of \$1.08 = \$11.08 per Note.



**Example 2**

If the call is related to the Observation Date that falls on October 2, 2009, the Call Amount per Unit will be: \$10.00 plus the Call Premium of \$1.62 = \$11.62 per Note.





# SStrategic Accelerated Redemption Securities<sup>SM</sup>

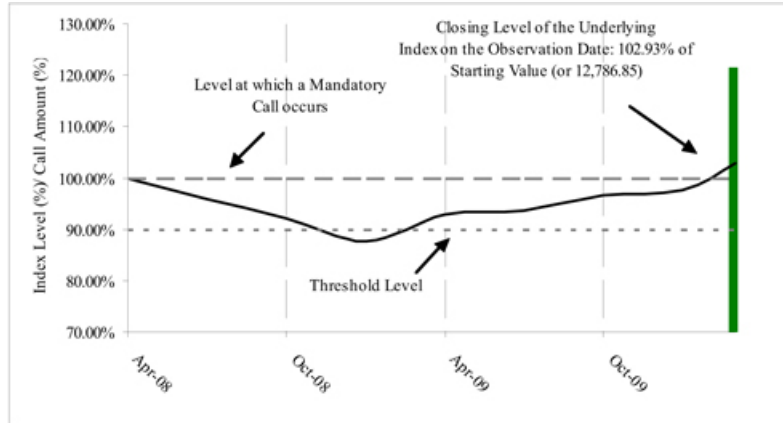
Linked to the Dow Jones Industrial Average Due April 2, 2010

STRUCTURED INVESTMENTS

PRINCIPAL PROTECTION  
ENHANCED INCOME  
MARKET PARTICIPATION  
ENHANCED PARTICIPATION

### Example 3

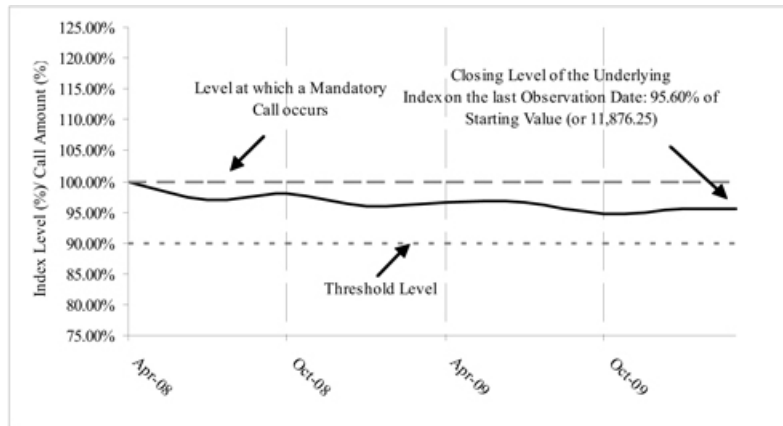
If the call is related to the Observation Date that falls on March 26, 2010, the Call Amount per Unit will be: \$10.00 plus the Call Premium of \$2.16 = \$12.16 per Note.



The Notes are not Called on any of the Observation Dates

### Example 4

The Notes are not called on any of the Observation Dates and the hypothetical Ending Value of the Index on the last Observation Date is not less than 11,180.57, the hypothetical Threshold Level. The amount received at maturity per Note will therefore be \$10.00

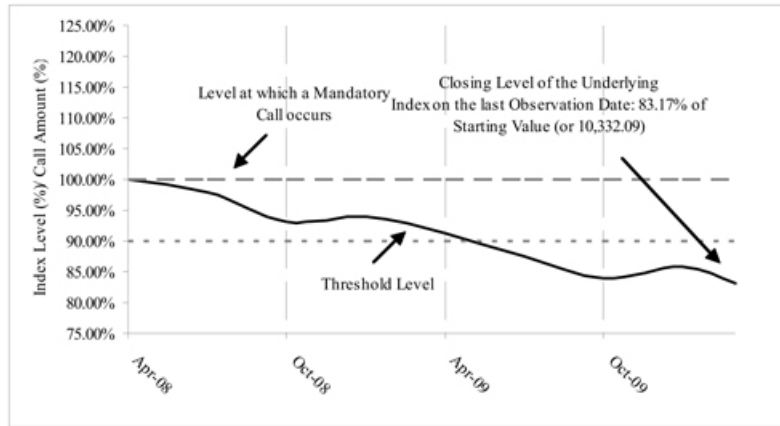




Example 5

The Notes are not called on any of the Observation Dates and the hypothetical Ending Value of the Index on the last Observation Date is less than 11,180.57, the Threshold Level. The amount received at maturity will be less, and possibly significantly less, than the original \$10.00 public offering price per Note.

If the Ending Value is 10,332.09, or 83.17% of the Starting Value, the payment at maturity will be:  
 $\$10 + \left[ \$10 \times \left( \frac{10,332.09 - 11,180.57}{12,422.86} \right) \times 100\% \right] = \$9.32$  per Note



Summary of the Hypothetical Examples

<u>Notes are Called on an Observation Date</u>	Observation Date on <u>April 3, 2009</u>	Observation Date on <u>October 2, 2009</u>	Observation Date on <u>March 26, 2010</u>
Starting Value	12,422.86	12,422.86	12,422.86
Call Level:	12,422.86	12,422.86	12,422.86
Hypothetical closing value of the Index on the Observation Date	14,227.90	13,460.17	12,786.85
Return of the Index (excluding any dividends)	14.53%	8.35%	2.93%
Return of the Notes	10.80%	16.20%	21.60%
Call Amount per Unit	\$11.08	\$11.62	\$12.16

<u>Notes are Not Called on any Observation Date</u>	Ending Value exceeds the <u>Threshold Level</u>	Ending Value does not exceed <u>the Threshold Level</u>
Starting Value	12,422.86	12,422.86
Hypothetical Ending Value	11,876.25	10,332.09
Threshold Level	11,180.57	11,180.57
Is the hypothetical Ending Value less than the Threshold Level?	NO	YES
Return of the Index (excluding any dividends)	-4.40%	-16.83%
Return of the Notes	0.00%	-6.83%
Redemption Amount per Unit	\$10.00	\$9.32



## Risk Factors

An investment in the Notes involves significant risks. The following is a list of certain of the risks involved in investing in the Notes. You should carefully review the more detailed explanation of risks relating to the Notes in the "Risk Factors" sections included in the product supplement and MTN prospectus supplement identified below under "Additional Terms of the Notes". We also urge you to consult your investment, legal, tax, accounting and other advisers before you invest in the Notes.

- You will not receive a return on your Notes if the Notes are not called prior to maturity. In such event, your investment also may result in a loss.
- Your Notes may be called on an Observation Date and, if called, you will receive the Call Amount, and your return is limited to the Call Premium.
- Your return on the Notes, which could be negative, may be lower than the return on other debt securities of comparable maturity.
- You must rely on your own evaluation of the merits of an investment linked to the Index.
- You will not have the right to receive cash dividends or exercise ownership rights with respect to the stocks included in the Index.
- In seeking to provide investors with what we believe to be commercially reasonable terms for the Notes while providing MLPF&S with compensation for its services, we have considered the costs of developing, hedging and distributing the Notes. If a trading market develops for the Notes (and such a market may not develop), these costs are expected to affect the market price you may receive or be quoted for your Notes on a date prior to the stated maturity date.
- The Index publisher may adjust the Index or any Index Component in a way that affects its level, and these respective publishers have no obligation to consider your interests.
- Many factors affect the trading value of the Notes; these factors interrelate in complex ways and the effect of any one factor may offset or magnify the effect of another factor.
- Purchases and sales by us and our affiliates may affect your return on the Notes.
- Potential conflicts of interest could arise.
- Tax consequences are uncertain.

## Investor Considerations

### You may wish to consider an investment in the Notes if:

- You anticipate that the level of the Index will appreciate from the Starting Value to its closing level on any Observation Date and you seek an early exit prior to maturity at a premium in such case.
- You are willing to receive a pre-determined return on your investment, capped at the Call Premium, in case the Notes are called, regardless of the performance of the Index from its Starting Value to the date on which the Notes are called.
- You are willing to accept that the Notes may not be called prior to the maturity date, in which case your return on your investment will be equal to or less than the \$10 Original Public Offering Price per unit.
- You accept that your investment may result in a loss, which could be significant, if the level of the Index decreases below the Threshold Level from the Starting Value to the Ending Value on the final Observation Date.
- You are willing to forego interest payments on the Notes, such as fixed or floating rate interest paid on traditional interest bearing debt securities.
- You want exposure to the Index with no expectation of dividends or other benefits of owning the stocks included in the Index.
- You are willing to accept that there is no assurance that a trading market will develop for the Notes or that there will be liquidity in the trading market.

### The Notes may not be appropriate investments for you if:

- You want to hold your Notes for the full term.
- You anticipate that the level of the Index will depreciate from the Starting Value to the Ending Value.
- You anticipate that the level of the Index will not be equal to or greater than the Starting Value on any Observation Date.
- You are seeking 100% principal protection or preservation of capital.
- You seek interest payments or other current income on your investment.
- You want to receive dividends paid on the stocks included in the Index.
- You want assurances that there will be a liquid market if and when you want to sell the Notes prior to maturity.



## Other Provisions

We may deliver the Notes against payment therefor in New York, New York on a date that is in excess of three business days following the Pricing Date. Under Rule 15c6-1 of the Securities Exchange Act of 1934, trades in the secondary market generally are required to settle in three business days, unless the parties to any such trade expressly agree otherwise. Accordingly, if the initial settlement on the Notes occurs more than three business days from the Pricing Date, purchasers who wish to trade Notes more than three business days prior to the original issue date will be required to specify alternative settlement arrangements to prevent a failed settlement.

If you place an order to purchase these offered securities, you are consenting to each of MLPF&S and its broker-dealer affiliate First Republic Securities Company, LLC acting as a principal in effecting the transaction for your account. MLPF&S is acting as an underwriter and/or selling agent for this offering and will receive underwriting compensation from the issuer of the securities.

## Supplement to the Plan of Distribution

MLPF&S and First Republic Securities Company, LLC, each a broker-dealer subsidiary of ML&Co., are members of the Financial Industry Regulatory Authority, Inc. (formerly the National Association of Securities Dealers, Inc. (the "NASD")) and will participate in distribution of the Notes. Accordingly, offerings of the Notes will conform to the requirements of NASD Rule 2720.

MLPF&S and First Republic Securities Company, LLC may use this Note Prospectus for offers and sales in secondary market transactions and market-making transactions in the Notes but are not obligated to engage in such secondary market transactions and/or market-making transactions. MLPF&S and First Republic Securities Company, LLC may act as principal or agent in these transactions, and any such sales will be made at prices related to prevailing market prices at the time of the sale.



## The Index

### Dow Jones Industrial Average

The Dow Jones Industrial Average<sup>SM</sup> (the "Index") is a price-weighted index (i.e., the weight of a component stock in the Index is based on its price per share rather than the total market capitalization of the issuer of the component stock) comprised of 30 common stocks chosen by the editors of the Wall Street Journal ("WSJ") as representative of the broad market of U.S. industry. The corporations represented in the Index tend to be leaders within their respective industries and their stocks are typically widely held by individuals and institutional investors. Changes in the composition of the Index are made entirely by the editors of the WSJ without consultation with the corporations represented in the Index, any stock exchange, any official agency or ML&Co. Changes to the common stocks included in the Index tend to be made infrequently. Historically, most substitutions have been the result of mergers, but, from time to time, changes may be made to achieve what the editors of the WSJ deem to be a more accurate representation of the broad market of U.S. industry. In choosing a new corporation for the Index, the editors of the WSJ look for leading industrial companies with a successful history of growth and wide interest among investors. The component stocks of the Index may be changed at any time for any reason. Dow Jones & Company, Inc., publisher of the WSJ, is not affiliated with ML&Co. and has not participated in any way in the creation of the Notes.

The following table presents the listing symbol, industry group, price per share, total number of shares outstanding and market capitalization for each of the component stocks in the Index based on publicly available information on March 26, 2008.

Issuer of Component Stock <sup>(1)</sup>	Symbol	Industry	Price Per Share <sup>(2)</sup>	Total Shares Outstanding (in Millions) <sup>(2)</sup>	Market Capitalization (in Millions) <sup>(2)</sup>
Alcoa Inc.	AA	Metals & Mining	38.50	814.37	31,353
American International Group	AIG	Insurance	51.42	2,536.24	130,413
American Express Company	AXP	Consumer Finance	45.81	1,158.00	53,048
The Boeing Company	BA	Aerospace & Defense	84.57	764.83	64,682
Bank of America Corp	BAC	Diversified Financial Services	42.72	4,437.89	189,586
Citigroup Inc.	C	Diversified Financial Services	24.95	5,206.32	129,898
Caterpillar Inc.	CAT	Machinery	73.30	623.99	45,738
Chevron Corp	CVX	Oil, Gas & Consumable Fuels	88.12	2,111.44	186,060
E.I. du Pont de Nemours and Company	DD	Chemicals	47.30	899.35	42,539
The Walt Disney Company	DIS	Media	32.89	1,931.00	63,511
General Electric Company	GE	Industrial Conglomerates	33.94	9,985.67	338,914
General Motors Corporation	GM	Automobiles	24.58	565.99	13,912
The Home Depot, Inc.	HD	Specialty Retail	28.83	1,687.62	48,654
Hewlett-Packard Company	HPQ	Computers & Peripherals	49.20	2,573.87	126,634
International Business Machines Corp.	IBM	Computers & Peripherals	114.38	1,384.33	158,340
Intel Corporation	INTC	Semiconductors & Semiconductor	20.69	5,788.00	119,754
Johnson & Johnson	JNJ	Pharmaceuticals	63.72	2,861.75	182,351
JPMorgan Chase & Co.	JPM	Diversified Financial Services	43.72	3,367.40	147,223
The Coca-Cola Company	KO	Beverages	59.52	2,318.00	137,967
McDonald's Corporation	MCD	Hotels, Restaurants & Leisure	56.45	1,151.64	65,010
3M Company	MMM	Industrial Conglomerates	81.29	707.66	57,526
Merck & Co., Inc.	MRK	Pharmaceuticals	46.39	2,176.57	100,971
Microsoft Corporation	MSFT	Software	28.38	9,306.98	264,132
Pfizer Inc.	PFE	Pharmaceuticals	22.83	6,829.81	155,924
The Procter & Gamble Company	PG	Household Products	67.68	3,077.50	208,285
AT&T Inc. .	T	Diversified Telecommunication	35.57	6,064.76	215,723
United Technologies Corporation	UTX	Aerospace & Defense	73.29	981.52	71,935
Verizon Communications Inc.	VZ	Diversified Telecommunication	36.81	2,890.33	106,393





# S Strategic Accelerated Redemption Securities<sup>SM</sup>

Linked to the Dow Jones Industrial Average Due April 2, 2010

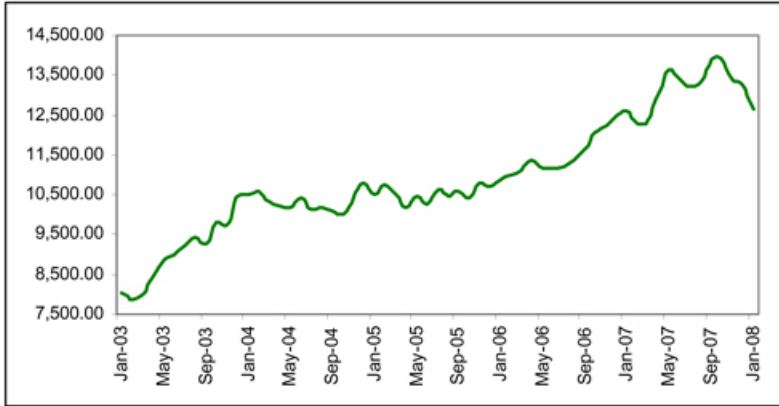
STRUCTURED INVESTMENTS

PRINCIPAL PROTECTION  
ENHANCED INCOME  
MARKET PARTICIPATION  
ENHANCED PARTICIPATION

Wal-Mart Stores, Inc.	WMT	Food & Staples Retailing	51.40	4,004.81	205,847
Exxon Mobil Corporation	XOM	Oil, Gas & Consumable Fuels	89.89	5,463.63	491,125
			Total Market Capitalization	4,090,753	
			Average Market Capitalization	136,352	

- (1) The inclusion of a component stock in the Dow Jones Industrial Average<sup>SM</sup> should not be considered a recommendation to buy or sell that stock, and neither ML&Co. nor any of its affiliates make any representation to any purchaser of the Notes as to the performance of the Dow Jones Industrial Average or any component stock included in the Dow Jones Industrial Average<sup>SM</sup>. Beneficial owners of the Notes will not have any right to the component stocks included in the Dow Jones Industrial Average<sup>SM</sup> or any dividends paid on those stocks.
- (2) Information obtained from Bloomberg Financial Markets.

The following graph sets forth the historical performance of the Index in the period from January 2003 through February 2008. This historical data on the Index is not necessarily indicative of the future performance of the Index or what the value of the Notes may be. Any historical upward or downward trend in the level of the Index during any period set forth below is not an indication that the Index is more or less likely to increase or decrease at any time over the term of the Notes. On the Pricing Date, the closing level of the Index was 12,422.86.



The information on the Dow Jones Industrial Average provided in this document should be read together with the discussion under the heading "The Dow Jones Industrial Average" beginning on page IS-16 of the index supplement I-1.



## Certain U.S. Federal Income Taxation Considerations

Set forth below is a summary of certain U.S. federal income tax considerations relating to an investment in the Notes. The following summary is not complete and is qualified in its entirety by the discussion under the section entitled "United States Federal Income Taxation" in the accompanying product supplement STR-2 and MTN prospectus supplement, which you should carefully review prior to investing in the Notes.

**General.** There are no statutory provisions, regulations, published rulings or judicial decisions addressing or involving the characterization and treatment, for United States federal income tax purposes, of the Notes or securities with terms substantially the same as the Notes. Accordingly, the proper United States federal income tax characterization and treatment of the Notes is uncertain. Pursuant to the terms of the Notes, ML&Co. and every holder of a Note agree (in the absence of an administrative determination, judicial ruling or other authoritative guidance to the contrary) to characterize and treat a Note for all tax purposes as a pre-paid cash-settled forward contract linked to the level of the Index. Due to the absence of authorities that directly address instruments that are similar to the Notes, significant aspects of the United States federal income tax consequences of an investment in the Notes are not certain, and no assurance can be given that the Internal Revenue Service (the "IRS") or the courts will agree with the characterization and tax treatment described above. Accordingly, prospective purchasers are urged to consult their own tax advisors regarding the United States federal income tax consequences of an investment in the Notes (including alternative characterizations and tax treatments of the Notes) and with respect to any tax consequences arising under the laws of any state, local or foreign taxing jurisdiction.

**Payment on the Maturity Date.** Assuming that the Notes are properly characterized and treated as pre-paid cash-settled forward contracts linked to the level of the Index, upon the receipt of cash on the maturity date of the Notes, a U.S. Holder (as defined in the accompanying product supplement STR-2) will recognize gain or loss. The amount of such gain or loss will be the extent to which the amount of the cash received differs from the U.S. Holder's tax basis in the Note. A U.S. Holder's tax basis in a Note generally will equal the amount paid by the U.S. Holder to purchase the Note. It is uncertain whether any such gain or loss would be treated as ordinary income or loss or capital gain or loss. Absent a future clarification in current law (by an administrative determination, judicial ruling or otherwise), where required, ML&Co. intends to report any such gain or loss to the IRS in a manner consistent with the treatment of such gain or loss as capital gain or loss. If such gain or loss is treated as capital gain or loss, then any such gain or loss will be long-term capital gain or loss if the U.S. Holder has held the Note for more than one year as of the maturity date.

**Sale, Exchange or Redemption of the Notes.** Assuming that the Notes are properly characterized and treated as pre-paid cash-settled forward contracts linked to the level of the Index, upon a sale, exchange or redemption of a Note prior to the maturity date of the Notes, a U.S. Holder will generally recognize capital gain or loss in an amount equal to the difference between the amount realized on such sale, exchange or redemption and such U.S. Holder's tax basis in the Note so sold, exchanged or redeemed. Any such capital gain or loss will be long-term capital gain or loss if the U.S. Holder has held the Note for more than one year as of the date of such sale, exchange or redemption.

**Possible Future Tax Law Changes.** On December 7, 2007, the IRS released a notice that could possibly affect the taxation of holders of the Notes. According to the notice, the IRS and the U.S. Department of the Treasury (the "Treasury Department") are actively considering, among other things, whether the holder of an instrument having terms similar to the Notes should be required to accrue either ordinary income or capital gain on a current basis, and they are seeking comments on the subject. It is not possible to determine what guidance they will ultimately issue, if any. It is possible, however, that under such guidance, holders of instruments having terms similar to the Notes will ultimately be required to accrue income currently and this could be applied on a retroactive basis. The IRS and the Treasury Department are also considering other relevant issues, including whether additional gain or loss from such instruments should be treated as ordinary or capital, whether foreign holders of such instruments should be subject to withholding tax on any deemed income accruals, whether the tax treatment of such instruments should vary depending upon whether or not such instruments are traded on a securities exchange, whether such instruments should be treated as indebtedness, whether the tax treatment of such instruments should vary depending upon the nature of the underlying asset, and whether the special "constructive ownership rules" contained in Section 1260 of the Internal Revenue Code of 1986, as amended might be applied to such instruments. Holders are urged to consult their tax advisors concerning the significance, and the potential impact, if any, of the above considerations to their investment in the Notes. ML&Co. intends to continue to treat the Notes for U.S. federal income tax purposes in accordance with the treatment described herein unless and until such time as the Treasury Department and IRS determine that some other treatment is more appropriate.

**Prospective purchasers of the Notes should consult their own tax advisors concerning the tax consequences, in light of their particular circumstances, under the laws of the United States and any other taxing jurisdiction, of the purchase, ownership and disposition of the Notes. See the discussion under the section entitled "United States Federal Income Taxation" in the accompanying product supplement STR-2.**

## Experts

The consolidated financial statements incorporated by reference in this term sheet from Merrill Lynch & Co., Inc.'s Annual Report on Form 10-K for the year ended December 28, 2007 and the effectiveness of Merrill Lynch & Co., Inc. and subsidiaries' internal control over financial reporting have been audited by Deloitte & Touche LLP, an independent registered public accounting firm, as stated in their reports, incorporated herein by reference (which reports (1) expressed an unqualified opinion on the consolidated financial statements and included an explanatory paragraph regarding the changes in accounting methods in 2007 relating to the adoption of Statement of Financial Accounting Standards No. 157, "Fair Value Measurement," Statement of Financial Accounting Standards No. 159, "The Fair Value Option for Financial Assets and Financial Liabilities—Including an amendment of FASB Statement No. 115," and FASB Interpretation No. 48, "Accounting for Uncertainty in Income Taxes, an Interpretation of FASB Statement No. 109," and in 2006 for share-based payments to conform to Statement of Financial Accounting Standards No. 123 (revised 2004), "Share-Based Payment," and included an explanatory paragraph relating to the restatement discussed in Note 20 to the consolidated financial statements and (2) expressed an unqualified opinion on the effectiveness of internal control over financial reporting). Such consolidated financial statements have been so incorporated in reliance upon the reports of such firm given upon their authority as experts in accounting and auditing.



## Additional Terms of the Notes

You should read this term sheet, together with the documents listed below (collectively, the "Note Prospectus"), which together contain the terms of the Notes and supersede all prior or contemporaneous oral statements as well as any other written materials. You should carefully consider, among other things, the matters set forth under "Risk Factors" in the sections indicated on the cover of this term sheet. The Notes involve risks not associated with conventional debt securities. We urge you to consult your investment, legal, tax, accounting and other advisers before you invest in the Notes.

You may access the following documents on the SEC Website at [www.sec.gov](http://www.sec.gov) as follows (or if such address has changed, by reviewing our filings for the relevant date on the SEC Website):

- Product supplement STR-2 dated November 6, 2007:  
<http://www.sec.gov/Archives/edgar/data/65100/000119312507236240/d424b2.htm>
- Index supplement I-1 dated June 6, 2007:  
<http://www.sec.gov/Archives/edgar/data/65100/000119312507130785/d424b2.htm>
- MTN prospectus supplement, dated March 31, 2006:  
<http://www.sec.gov/Archives/edgar/data/65100/000119312506070946/d424b5.htm>
- General prospectus supplement dated March 31, 2006:  
<http://www.sec.gov/Archives/edgar/data/65100/000119312506070973/d424b5.htm>
- Prospectus dated March 31, 2006:  
<http://www.sec.gov/Archives/edgar/data/65100/000119312506070817/ds3asr.htm>

Our Central Index Key, or CIK, on the SEC Website is 65100. References in this term sheet to "ML&Co.", "we", "us" and "our" are to Merrill Lynch & Co., Inc., and references to "MLPF&S" are to Merrill Lynch, Pierce, Fenner & Smith Incorporated.

We have filed a registration statement (including a prospectus) with the Securities and Exchange Commission (the "SEC") for the offering to which this term sheet relates. Before you invest, you should read the prospectus in that registration statement, and the other documents relating to this offering that we have filed with the SEC for more complete information about us and this offering. You may get these documents without cost by visiting EDGAR on the SEC Website at [www.sec.gov](http://www.sec.gov). Alternatively, we, any agent or any dealer participating in this offering, will arrange to send you the Notes Prospectus if you so request by calling toll-free 1-866-500-5408.

## Structured Investments Classification

ML&Co. classifies certain of its structured investments (the "Structured Investments"), including the Notes, into four categories, each with different investment characteristics. The description below is intended to briefly describe the four categories of Structured Investments offered: Principal Protection, Enhanced Income, Market Participation, and Enhanced Participation. A Structured Investment may, however, combine characteristics that are relevant to one or more of the other categories. As such, a category should not be relied upon as a description of any particular Structured Investment.

**Principal Protection:** Principal Protected Structured Investments offer full or partial principal protection at maturity, while offering market exposure and the opportunity for a better return than may be available from comparable fixed income securities. Principal protection may not be achieved if the investment is sold prior to maturity.

**Enhanced Income:** Structured Investments offering enhanced income may offer an enhanced income stream through interim fixed or variable coupon payments. However, in exchange for receiving current income, investors may forfeit upside potential on the underlying asset. These investments generally do not include the principal protection feature.

**Market Participation:** Market Participation Structured Investments can offer investors exposure to specific market sectors, asset classes and/or strategies that may not be readily available through traditional investment alternatives. Returns obtained from these investments are tied to the performance of the underlying asset. As such, subject to certain fees, the returns will generally reflect any increases or decreases in the value of such assets. These investments are not structured to include the principal protection feature.

**Enhanced Participation:** Enhanced Participation Structured Investments may offer investors the potential to receive better than market returns on the performance of the underlying asset. Some structures may offer leverage in exchange for a capped or limited upside potential and also in exchange for downside risk. These investments are not structured to include the principal protection feature.

The classification of Structured Investments is meant solely for informational purposes and is not intended to fully describe any particular Structured Investment nor guarantee any particular performance.