

3,696,100 Units  
 Capped Leveraged Index Return Notes®  
 Linked to a Global Equity Index Basket due June 29, 2010  
 \$10 principal amount per unit  
 Term Sheet No. 3178

Pricing Date  
 Settlement Date  
 Maturity Date  
 CUSIP No.

December 8, 2008  
 December 15, 2008  
 June 29, 2010  
 59023V316

**Merrill Lynch & Co., Inc.**



## Capped Leveraged Index Return Notes®

- 200% leveraged upside exposure to increases in the level of the Basket, subject to a cap of 39.30%
- A maturity of approximately 18 months
- 1-to-1 downside exposure to decreases in the level of the Basket in excess of a Threshold Value with up to 85% of the principal amount at risk
- No periodic interest payments
- No listing on any securities exchange
- This debt is **not** guaranteed under the Federal Deposit Insurance Corporation's Temporary Liquidity Guarantee Program

**STRUCTURED INVESTMENTS**

PRINCIPAL PROTECTION  
 ENHANCED INCOME  
 MARKET PARTICIPATION  
 ENHANCED PARTICIPATION



The Notes will have the terms specified in this term sheet as supplemented by the documents indicated herein under "Additional Note Terms" (together the "Note Prospectus"). Investing in the Notes involves a number of risks. See "[Risk Factors](#)" on page TS-5 of this term sheet and beginning on page PS-4 of product supplement LIRN-4.

In connection with this offering, each of Merrill Lynch, Pierce, Fenner & Smith Incorporated and its broker-dealer affiliate First Republic Securities Company, LLC is acting in its capacity as a principal.

Neither the Securities and Exchange Commission nor any state securities commission has approved or disapproved of these securities or determined if this Note Prospectus is truthful or complete. Any representation to the contrary is a criminal offense.

	Per Unit	Total
Public offering price	\$10.00	\$36,961,000
Underwriting discount	\$.20	\$739,220
Proceeds, before expenses, to Merrill Lynch & Co., Inc.	\$9.80	\$36,221,780

"Leveraged Index Return Notes®" and "LIRNs®" are registered service marks of Merrill Lynch & Co., Inc.

"Standard & Poor's®", "Standard & Poor's 500®", "S&P 500®" and "S&P®" are trademarks of The McGraw-Hill Companies, Inc. and have been licensed for use by Merrill Lynch, Pierce, Fenner & Smith Incorporated. Merrill Lynch & Co., Inc. is an authorized sublicensee.

"MSCI EAFE Index®" and "MSCI Emerging Markets Index®" are the exclusive property of MSCI, Inc. and have been licensed for use by Merrill Lynch, Pierce, Fenner & Smith Incorporated. Merrill Lynch & Co., Inc. is an authorized sublicensee.

**Merrill Lynch & Co.**  
 December 8, 2008



## Summary

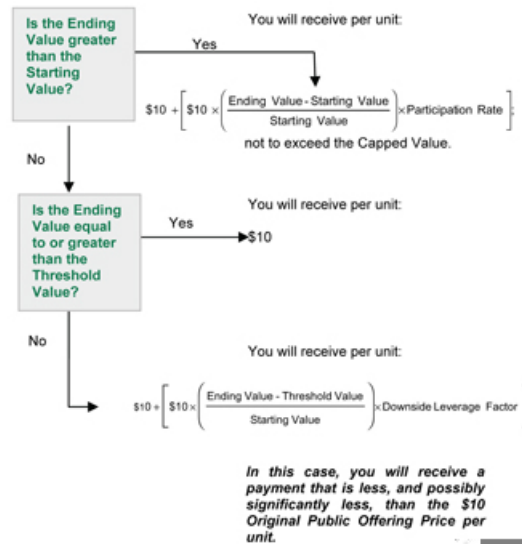
The Capped Leveraged Index Return Notes® Linked to a Global Equity Index Basket due June 29, 2010 (the “Notes”) are senior unsecured debt securities of Merrill Lynch & Co., Inc. (“ML&Co.”) and are not guaranteed or insured by the Federal Deposit Insurance Corporation (“FDIC”) or secured by collateral. The Notes will rank equally with all of our other unsecured and unsubordinated debt, and any payments due on the Notes, including any repayment of principal, will be subject to the credit risk of ML&Co. The Notes provide a leveraged return for investors, subject to a cap, if the level of the Global Equity Index Basket (the “Basket”) increases moderately from the Starting Value of the Basket, which was set to 100.00 on December 8, 2008, the date the Notes were priced for initial sale to the public (the “Pricing Date”), to the Ending Value of the Basket determined on the Calculation Days shortly prior to the Maturity Date of the Notes. Investors must be willing to forgo interest payments on the Notes and be willing to accept a return that is capped or a repayment that may be less, and potentially significantly less, than the Original Public Offering Price of the Notes.

The Basket is comprised of the S&P 500® Index, the MSCI EAFE Index® and the MSCI Emerging Markets Index® (each a “Basket Component Index” and together the “Basket Component Indices”). On the Pricing Date, the S&P 500® Index was given an initial weighting of 45%, and the MSCI EAFE Index® and the MSCI Emerging Markets Index® were each given an initial weighting of 27.5%.

## Terms of the Notes

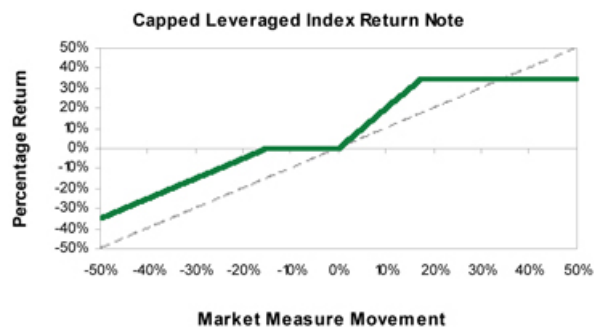
<b>Issuer:</b>	Merrill Lynch & Co., Inc.
<b>Original Public Offering Price:</b>	\$10 per unit
<b>Term:</b>	Approximately 18 months
<b>Market Measure:</b>	A Global Equity Index Basket comprised of the S&P 500® Index, the MSCI EAFE Index® and the MSCI Emerging Markets Index®
<b>Starting Value:</b>	100.00
<b>Ending Value:</b>	The average of the closing levels of the Basket on each of the Calculation Days (as defined in product supplement LIRN-4) during the Calculation Period shortly before the Maturity Date of the Notes, as more fully described in product supplement LIRN-4.
<b>Calculation Period:</b>	June 18, 2010, June 21, 2010, June 22, 2010, June 23, 2010 and June 24, 2010, provided that fewer than five Market Measure Business Days and even a single day could be used, as more fully described in product supplement LIRN-4.
<b>Threshold Value:</b>	85.00 (or 85% of the Starting Value)
<b>Capped Value:</b>	Represents a return of 39.30% over the \$10 Original Public Offering Price (or \$13.93 per unit of the Notes).
<b>Participation Rate:</b>	200%
<b>Downside Leverage Factor:</b>	100%
<b>Calculation Agent:</b>	Merrill Lynch, Pierce, Fenner & Smith Incorporated, an affiliate of ML&Co.

## Determining Payment at Maturity for the Notes





## Hypothetical Payout Profile



This graph reflects the hypothetical returns on the Notes, including the Participation Rate of 200%, the Threshold Value of 85.00 and the Capped Value of 39.30%. The green line reflects the hypothetical returns on the Notes, while the gray dashed-line reflects the return of a hypothetical direct investment in the stocks included in the Basket Component Indices, excluding dividends.

This graph has been prepared for purposes of illustration only. Your actual return will depend on the actual Ending Value and the term of your investment.

## Hypothetical Payments at Maturity

### Examples

Set forth below are four examples of payment at maturity calculations (rounded to two decimal places), reflecting the Starting Value of 100.00, the Threshold Value of 85.00 and the Capped Value of \$13.93.

**Example 1**—The hypothetical Ending Value is 65% of the Starting Value and less than the Threshold Value:

Starting Value:	100.00
Hypothetical Ending Value:	65.00
Threshold Value:	85.00

$$\$10 + \left( \$10 \times \left( \frac{65.00 - 85.00}{100.00} \right) \times 100\% \right) = \$8.00$$

Payment at maturity (per unit) = \$8.00

**Example 2**—The hypothetical Ending Value is 95% of the Starting Value and greater than the Threshold Value:

Starting Value:	100.00
Hypothetical Ending Value:	95.00
Threshold Value:	85.00

Payment at maturity (per unit) = \$10.00

If the Ending Value is less than the Starting Value but is greater than or equal to the Threshold Value, the payment at maturity (per unit) will equal the \$10 Original Public Offering Price.

**Example 3**—The hypothetical Ending Value is 104% of the Starting Value:

Starting Value:	100.00
Hypothetical Ending Value:	104.00
Threshold Value:	85.00

$$\$10 + \left( \$10 \times \left( \frac{104.00 - 100.00}{100.00} \right) \times 200\% \right) = \$10.80$$

Payment at maturity (per unit) = \$10.80

**Example 4**—The hypothetical Ending Value is 150% of the Starting Value:

Starting Value:	100.00
Hypothetical Ending Value:	150.00
Threshold Value:	85.00

$$\$10 + \left( \$10 \times \left( \frac{150.00 - 100.00}{100.00} \right) \times 200\% \right) = \$20.00$$

Payment at maturity (per unit) = \$13.93 (Payment at maturity cannot be greater than the Capped Value)



The following table illustrates, for the Starting Value of 100.00, the Threshold Value of 85% of the Starting Value, and a range of hypothetical Ending Values of the Basket:

- the percentage change from the Starting Value to the hypothetical Ending Value;
- the total amount payable on the maturity date per unit of the Notes (rounded to two decimal places);
- the total rate of return to holders of the Notes;
- the pretax annualized rate of return to holders of the Notes; and
- the pretax annualized rate of return of a hypothetical direct investment in the stocks included in the Basket Component Indices, which includes an assumed aggregate dividend yield of 4.10% per annum, as more fully described below.

The table below reflects the Participation Rate of 200% and the Capped Value of \$13.93.

Hypothetical Ending Value	Percentage change from the Starting Value to the hypothetical Ending Value	Total amount payable on the maturity date per unit	Total rate of return on the Notes	Pretax annualized rate of return on the Notes (1)	Pretax annualized rate of return of the stocks included in the Basket Component Indices (1)(2)
50.00	-50.00%	\$6.50	-35.00%	-26.12%	-43.49%
60.00	-40.00%	\$7.50	-25.00%	-17.85%	-31.59%
70.00	-30.00%	\$8.50	-15.00%	-10.29%	-21.22%
85.00 (4)	-15.00%	\$10.00	0.00%	0.00%	-7.68%
90.00	-10.00%	\$10.00	0.00%	0.00%	-3.58%
96.00	-4.00%	\$10.00	0.00%	0.00%	1.12%
98.00	-2.00%	\$10.00	0.00%	0.00%	2.63%
100.00 (3)	0.00%	\$10.00	0.00%	0.00%	4.13%
105.00	5.00%	\$11.00	10.00%	6.29%	7.76%
110.00	10.00%	\$12.00	20.00%	12.21%	11.27%
115.00	15.00%	\$13.00	30.00%	17.80%	14.66%
120.00	20.00%	\$13.93 (5)	39.30%	22.74%	17.95%
125.00	25.00%	\$13.93	39.30%	22.74%	21.13%
130.00	30.00%	\$13.93	39.30%	22.74%	24.22%
135.00	35.00%	\$13.93	39.30%	22.74%	27.23%
140.00	40.00%	\$13.93	39.30%	22.74%	30.15%
145.00	45.00%	\$13.93	39.30%	22.74%	33.00%
150.00	50.00%	\$13.93	39.30%	22.74%	35.78%

- (1) The annualized rates of return specified in this column are calculated on a semiannual bond equivalent basis and assume an investment term from December 15, 2008 to June 29, 2010, the term of the Notes.
- (2) This rate of return assumes:
- (a) a percentage change in the aggregate price of the stocks included in the Basket Component Indices that equals the percentage change in the level of the Basket from the Starting Value to the relevant hypothetical Ending Value; and
  - (b) a constant dividend yield of 4.10% per annum (which equals the weighted average of a dividend yield of 3.14% for the S&P 500 Index, 5.25% for the MSCI EAFE Index and 4.54% for the MSCI Emerging Markets Index), applied to the level of the Basket at the end of each quarter assuming this value increases or decreases linearly from the Starting Value to the applicable hypothetical Ending Value; and
  - (c) no transaction fees or expenses.
- (3) The Starting Value was set to 100.00 on the Pricing Date
- (4) The Threshold Value was set to 85.00, or 85% of the Starting Value, on the Pricing Date.
- (5) The total amount payable on the maturity date per unit of the Notes cannot exceed the Capped Value of \$13.93.

The above figures are for purposes of illustration only. The actual amount you receive and the resulting total and pretax annualized rates of return will depend on the actual Ending Value and the term of your investment.



## Risk Factors

An investment in the Notes involves significant risks. The following is a list of certain of the risks involved in investing in the Notes. You should carefully review the more detailed explanation of risks relating to the Notes in the "Risk Factors" sections included in the product supplement and MTN prospectus supplement identified below under "Additional Note Terms". We also urge you to consult your investment, legal, tax, accounting and other advisers before you invest in the Notes.

- Your investment may result in a loss.
- Your yield may be lower than the yield on other debt securities of comparable maturity.
- Your return is limited and may not reflect the return on a direct investment in the stocks included in the Basket Component Indices.
- You must rely on your own evaluation regarding the merits of an investment linked to the Basket.
- Your return may be affected by factors affecting international securities markets.
- Exchange rate movements may impact the value of the Notes.
- You will not have the right to receive cash dividends or exercise ownership rights with respect to the stocks included in the Basket Component Indices.
- In seeking to provide investors with what we believe to be commercially reasonable terms for the Notes while providing MLPF&S with compensation for its services, we have considered the costs of developing, hedging and distributing the Notes. If a trading market develops for the Notes (and such a market may not develop), these costs are expected to affect the market price you may receive or be quoted for your Notes on a date prior to the stated maturity date.
- Changes in the levels of the Basket Component Indices may offset each other.
- The respective publishers of the Basket Component Indices may adjust its respective Basket Component Index in a way that affects its level, and such publisher has no obligation to consider your interests.
- Many factors affect the trading value of the Notes; these factors interrelate in complex ways and the effect of any one factor may offset or magnify the effect of another factor.
- Purchases and sales of the stocks underlying the Basket Component Indices by us and our affiliates may affect your return on the Notes.
- Potential conflicts of interest could arise.
- Tax consequences are uncertain. See "Certain U.S. Federal Income Taxation Considerations" below.

In addition to the risk factors, it is important to bear in mind that the Notes are senior debt securities of ML&Co. and are not guaranteed or insured by the FDIC or secured by collateral. The Notes will rank equally with all of our other unsecured and unsubordinated debt, and any payments due on the Notes, including any repayment of principal, will be subject to the credit risk of ML&Co.

## Recent Developments

On September 15, 2008, we entered into a merger agreement with Bank of America Corporation ("Bank of America"). This agreement provides that ML&Co. will become a wholly owned subsidiary of Bank of America. The transaction has been approved by the board of directors of each company and is expected to close by the end of the year, pending the receipt of regulatory approvals and the satisfaction of other customary closing conditions. This merger will create one of the leading financial institutions in the world.

## Investor Considerations

### You may wish to consider an investment in the Notes if:

- You anticipate that the Basket will appreciate moderately from the Starting Value to the Ending Value.
- You accept that your investment may result in a loss, which could be significant, if the level of the Basket decreases from the Starting Value to an Ending Value that is less than the Threshold Value.
- You accept that the return on the Notes will not exceed the Capped Value.
- You are willing to forgo interest payments on the Notes, such as fixed or floating rate interest paid on traditional interest bearing debt securities.
- You want exposure to the Basket Component Indices with no expectation of dividends or other benefits of owning the stocks included in the Basket Component Indices.
- You are willing to accept that a trading market for the Notes is not expected to develop. Although MLPF&S, our subsidiary, has indicated that it currently expects to bid for Notes offered for sale to it by holders of the Notes, it is not required to do so and may cease making those bids at any time. You understand that secondary market prices for the Notes, if any, will be affected by various factors, including the perceived creditworthiness of ML&Co.

### The Notes may not be appropriate investments for you if:

- You anticipate that the Basket will depreciate from the Starting Value to the Ending Value or that the Basket will not appreciate sufficiently over the term of the Notes to provide you with your desired return.
- You are seeking 100% principal protection or preservation of capital.
- You seek a return on your investment that will not be capped at 39.30%.
- You seek interest payments or other current income on your investment.
- You want to receive dividends or other distributions paid on the stocks included in the Basket Component Indices.
- You want assurances that there will be a liquid market if and when you want to sell the Notes prior to maturity.



## Other Provisions

We may deliver the Notes against payment therefor in New York, New York on a date that is in excess of three business days following the Pricing Date. Under Rule 15c6-1 of the Securities Exchange Act of 1934, trades in the secondary market generally are required to settle in three business days, unless the parties to any such trade expressly agree otherwise. Accordingly, if the initial settlement on the Notes occurs more than three business days from the Pricing Date, purchasers who wish to trade Notes more than three business days prior to the original issue date will be required to specify alternative settlement arrangements to prevent a failed settlement.

If you place an order to purchase these offered securities, you are consenting to each of MLPF&S and its broker-dealer affiliate First Republic Securities Company, LLC acting as a principal in effecting the transaction for your account. MLPF&S is acting as an underwriter and/or selling agent for this offering and will receive underwriting compensation from the issuer of the securities.

The following definition replaces the definition of "Market Measure Business Day" set forth in product supplement LIRN-4: A "Market Measure Business Day" means a day on which (1) the New York Stock Exchange (the "NYSE") and the Nasdaq Stock Market (or any successor to the foregoing exchanges) are open for trading and (2) the Market Measure or any successor thereto is calculated and published.

## Supplement to the Plan of Distribution

MLPF&S and First Republic Securities Company, LLC, each a broker-dealer subsidiary of ML&Co., are members of the Financial Industry Regulatory Authority, Inc. (formerly the National Association of Securities Dealers, Inc. (the "NASD")) and will participate in the distribution of the Notes. Accordingly, offerings of the Notes will conform to the requirements of NASD Rule 2720.

MLPF&S and First Republic Securities Company, LLC may use this Note Prospectus for offers and sales in secondary market transactions and market-making transactions in the Notes but are not obligated to engage in such secondary market transactions and/or market-making transactions. MLPF&S and First Republic Securities Company, LLC may act as principal or agent in these transactions, and any such sales will be made at prices related to prevailing market prices at the time of the sale.



## The Basket

The Basket is designed to allow investors to participate in the percentage changes in the levels of the Basket Component Indices from the Starting Value to the Ending Value of the Notes. The Basket Component Indices are described in the section below. Each Basket Component Index was assigned an initial weighting and Basket level contribution on the Pricing Date, as set forth in the table below.

Standard & Poor's and MSCI, Inc. (together, "the Index Publishers") have no obligations relating to the Notes or amounts to be paid to you, including any obligation to take the needs of ML&Co. or of holders of the Notes into consideration for any reason. The Index Publishers will not receive any of the proceeds of the offering of the Notes and are not responsible for, and have not participated in, the offering of the Notes and are not responsible for, and will not participate in, the determination or calculation of the payment at maturity due on the Notes. All disclosure contained in this term sheet regarding any Basket Component Index, including without limitation, its make-up, method of calculation and changes in components, has been derived from publicly available information prepared by the Index Publishers. Neither ML&Co. nor MLPF&S have independently verified the accuracy or completeness of that information.

For more information on the Basket, please see the section entitled "The Market Measure—Baskets" in the product supplement LIRN-4.

On the Pricing Date, for each Basket Component Index, the initial weighting, the closing level, the Multiplier and the initial contribution to the Basket level were as follows:

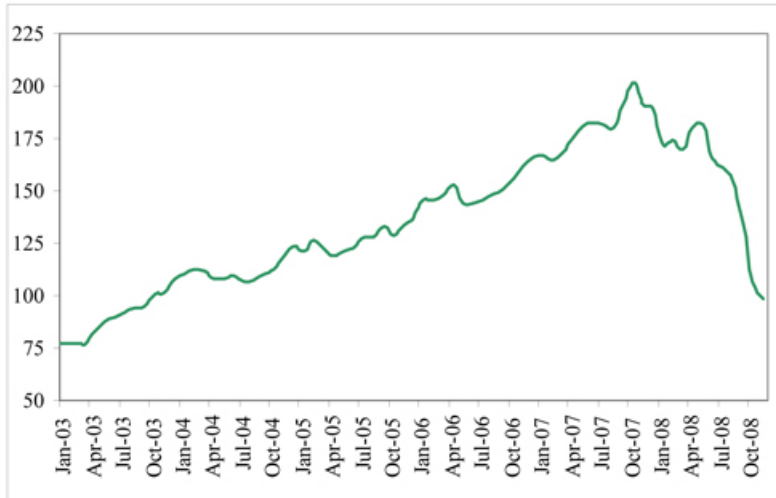
Basket Component Index	Bloomberg Symbol	Initial Weighting	Closing Level (1)	Multiplier (2)	Initial Basket Level Contribution
S&P 500 Index	SPX	45.00%	909.70	0.04946686	45.00
MSCI EAFE Index	MXEA	27.50%	1,165.24	0.02360029	27.50
MSCI Emerging Markets Index	MXEF	27.50%	537.09	0.05120185	27.50
			<b>Starting Value</b>		<b>100.00</b>

(1) This is the closing level of each Basket Component Index on the Pricing Date.

(2) The Multiplier equals the initial weighting of the Basket Component Index (as a percentage) multiplied by 100, and then divided by the closing level of that Basket Component Index on the Pricing Date and rounded to eight decimal places.

The Calculation Agent will calculate the level of the Basket by summing the products of the closing level for each Basket Component Index on a Calculation Day and the Multiplier applicable to such Basket Component Index.

*While historical information on the Basket did not exist before the Pricing Date, the following graph sets forth the hypothetical monthly historical performance of the Basket in the period from January 2003 through November 2008, based upon month-end historical levels of each Basket Component Index, the Multipliers and a Basket value of 100.00 on December 8, 2008. This hypothetical historical data on the Basket is not necessarily indicative of the future performance of the Basket or what the value of the Notes may be. Any historical upward or downward trend in the value of the Basket during any period set forth below is not an indication that the Basket is more or less likely to increase or decrease at any time over the term of the Notes.*



The information on the Basket provided in this document should be read together with the discussion under the heading "The Market Measure—Baskets" beginning on page PS-16 of the product supplement LIRN-4.



## The Basket Component Indices

### The S&P 500 Index

All disclosure contained in this term sheet regarding the S&P 500 Index, including, without limitation, its make-up, method of calculation and changes in its components has been derived from publicly available information prepared by Standard & Poor's, a division of The McGraw-Hill Companies, Inc. ("Standard & Poor's" or "S&P"). ML&Co. and MLPF&S have not independently verified and make no representation as to the accuracy or completeness of such information. None of ML&Co., the calculation agent and MLPF&S accepts any responsibility for the calculation, maintenance or publication of the S&P 500 Index or any successor index.

Standard & Poor's publishes the S&P 500 Index. The S&P 500 Index is maintained by the S&P Index Committee, a team of Standard & Poor's economists and index analysts, who meet on a regular basis. The goal of the S&P Index Committee is to ensure that the S&P 500 Index remains a leading indicator of U.S. equities, reflecting the risk and return characteristics of the broader large market capitalization segment of the market on an on-going basis. The S&P Index Committee also monitors constituent liquidity to ensure efficient portfolio trading while keeping index turnover to a minimum.

The calculation of the level of the S&P 500 Index, discussed below in further detail, is based on the relative value of the aggregate market value of the common stocks of 500 companies as of a particular time compared to the aggregate average market value of the common stocks of 500 similar companies during the base period of the years 1941 through 1943. Ten main groups of companies comprise the S&P 500 Index: 1) Consumer Discretionary; 2) Consumer Staples; 3) Energy; 4) Financials; 5) Health Care; 6) Industrials; 7) Information Technology; 8) Materials; 9) Telecommunication Services; and 10) Utilities.

Standard & Poor's may from time to time, in its sole discretion, add companies to, or delete companies from, the S&P 500 Index to achieve the objectives stated above. Relevant criteria for index additions include:

- *U.S. Company.* Determining factors include location of the company's operations, its corporate structure, its accounting standards and its exchange listings;
- *Market Capitalization.* Companies with market capitalization in excess of US\$4 billion. This minimum is reviewed from time to time to ensure consistency with market conditions;
- *Public Float.* There must be public float of at least 50%;
- *Financial Viability.* Companies should have four consecutive quarters of positive as-reported earnings, where as-reported earnings are defined as GAAP Net Income excluding discontinued operations and extraordinary items;
- *Adequate Liquidity and Reasonable Price.* The ratio of annual dollar value traded to market capitalization for the company should be 0.30 or greater. Very low stock prices can affect a stock's liquidity;
- *Sector Representation.* Companies' industry classifications contribute to the maintenance of a sector balance that is in line with the sector composition of the universe of eligible companies with market capitalization in excess of US\$4 billion; and
- *Company Type.* Constituents must be operating companies. Closed-end funds, holding companies, partnerships, investment vehicles and royalty trusts are not eligible. Real Estate Investment Trusts (REITs) (excluding mortgage REITs) and business development companies (BDCs) are eligible for inclusion.

Continued index membership is not necessarily subject to these guidelines. The S&P Index Committee aims to minimize unnecessary turnover in index membership and each removal is determined on a case-by-case basis. Relevant criteria for index removals include:

- Companies that substantially violate one or more of the criteria for index inclusion; and
- Companies involved in merger, acquisition, or significant restructuring such that they no longer meet the inclusion criteria.

The S&P 500 Index does not reflect the payment of dividends on the stocks included in the S&P 500 Index. Because of this, the calculation of the Ending Value will not reflect the payment of dividends on these stocks that investors would receive if they were to purchase these stocks and hold them for a period equal to the term of the Notes.

### Computation of the S&P 500 Index

While Standard & Poor's currently employs the following methodology to calculate the S&P 500 Index, no assurance can be given that Standard & Poor's will not modify or change this methodology in a manner that may affect the amount an investor receives on the maturity date of the Notes.

Historically, the market value of any underlying stocks included in the S&P 500 Index was calculated as the product of the market price per share and the number of the then outstanding shares of that underlying stock. In March 2005, Standard & Poor's began shifting the S&P 500 Index half way from a market capitalization weighted formula to a float-adjusted formula, before moving the S&P 500 Index to full float adjustment on September 16, 2005. Standard & Poor's criteria for selecting stocks for the S&P 500 Index did not change by the shift to float adjustment. However, the adjustment affects each company's weight in the S&P 500 Index (i.e., its market value).

The goal of float adjustment is to distinguish strategic shareholders, whose holdings depend on concerns such as maintaining control rather than the economic fortunes of the company, from those holders whose investments depend on the stock's price and their evaluation of the company's future prospects. Shareholders concerned with control of a company include board members, founders and owners of large blocks of stock. Likewise, holdings of stock in one corporation by another corporation are normally for control, not investment, purposes. Normally government holdings are not investments made because a stock is expected to appreciate or the government entity is managing its excess funds through equity investments.

Share owners acting as investors will consider changes in the stock's price, earnings or the company's operations as possible reasons to buy or sell the stock. They hold the stock because they expect it to appreciate in value and believe the stock offers better risk and return opportunities than other investments. Further, a sharp rise or fall in the stock's price could be a reason to adjust their positions. Mutual funds, pension plans and other





institutional investors are usually in this category. The fact that an institutional investor has held a block of shares for several years is not evidence that the block is being held for control, rather than investment, reasons.

Under float adjustment, the share counts used in calculating the S&P 500 Index reflect only those shares that are available to investors, not all of a company's outstanding shares. Standard and Poor's defines three groups of shareholders whose holdings are presumed to be for control and are subject to float adjustment:

- holdings by other publicly traded corporations, venture capital firms, private equity firms, strategic partners, or leveraged buy-out groups;
- holdings by government entities, including all levels of government in the United States or foreign countries; and
- holdings by current or former officers and directors of the company, founders of the company, or family trusts of officers, directors, or founders, as well as holdings of trusts, foundations, pension funds, employee stock ownership plans, or other investment vehicles associated with and controlled by the company.

However, treasury stock, stock options, restricted shares, equity participation units, warrants, preferred stock, convertible stock, and rights are not part of the float. In cases where holdings in a group listed above exceed 10% of the outstanding shares of a company, the holdings of that group are excluded from the float-adjusted count of shares to be used in the S&P 500 Index calculation. Shares held by mutual funds, investment advisory firms, pension funds, or foundations not associated with the company and investment funds in insurance companies, shares of a United States company traded in Canada as "exchangeable shares," shares that trust beneficiaries may buy or sell without difficulty or significant additional expense beyond typical brokerage fees, and, if a company has multiple classes of stock outstanding, shares in an unlisted or non-traded class if such shares are convertible by shareholders without undue delay and cost, are also part of the float.

For each stock, an investable weight factor ("IWF") is calculated by dividing (x) the available float shares, defined as the total shares outstanding less shares held in one or more of the three groups listed above where the group holdings exceed 10% of the outstanding shares, by (y) the total shares outstanding. The float-adjusted index is then calculated by dividing (w) the sum of the IWF multiplied by both the price and the total shares outstanding for each stock by (z) the index divisor. For companies with multiple classes of stock, Standard & Poor's calculates the weighted average IWF for each stock using the proportion of the total company market capitalization of each share class as weights.

The S&P 500 Index is calculated using a base-weighted aggregate methodology: the level of the S&P 500 Index reflects the total market value of all 500 component stocks relative to the base period of the years 1941 through 1943 (the "base period"). An indexed number is used to represent the results of this calculation in order to make the value easier to work with and track over time. The actual total market value of the component stocks during the base period of the years 1941 through 1943 has been set to an indexed value of 10. This is often indicated by the notation 1941-43 = 10. In practice, the daily calculation of the S&P 500 Index is computed by dividing the total market value of the component stocks by the "index divisor." By itself, the index divisor is an arbitrary number. However, in the context of the calculation of the S&P 500 Index, it serves as a link to the original base period level of the S&P 500 Index. The index divisor keeps the S&P 500 Index comparable over time and is the manipulation point for all adjustments to the S&P 500 Index.

#### *S&P 500 Index Maintenance*

The S&P Index Committee follows a set of published guidelines for maintaining the index. These guidelines provide the transparency required and fairness needed to enable investors to replicate the index and achieve the same performance as the S&P 500 Index.

In order to ensure that the level of the S&P 500 Index remains an accurate barometer of stock market performance over time, it is necessary to adjust the index divisor in response to any change that alters the total market value of the index while holding stock prices constant. Index maintenance—reflecting changes in shares outstanding, capital actions, addition or deletion of stocks to the S&P 500 Index—should not change the level of the index. If the S&P 500 Index closes at 1,250 and one stock is replaced by another, after the market close, the index should open at 1,250 the next morning if all of the opening prices are the same as the previous day's closing prices. This is accomplished with an adjustment to the divisor.

Divisor adjustments are made "after the close" meaning that after the close of trading the closing prices are used to calculate the new divisor based on whatever changes are being made. It is, then, possible to provide two complete descriptions of the index—one as it existed at the close of trading and one as it will exist at the next opening of trading. If the same stock prices are used to calculate the index levels for these two descriptions, the index levels will be the same.

For cataloging changes, it is useful to separate changes caused by the management of the index from those stemming from corporate actions of the constituent companies. Among those changes driven by index management are adding or deleting companies, adjusting share counts and changes to IWFs and other factors affecting share counts or stock prices.

*Index Management Related Changes.* When a company is added to or deleted from the S&P 500 Index, the net change in the market value of the index is calculated and this is used to calculate the new divisor. The market values of stocks being added or deleted are based on the prices, shares outstanding, IWFs and any other share count adjustments. Specifically, if a company being added has a total market cap of US\$10 billion, an IWF of 85% and, therefore, a float adjusted market cap of US\$8.5 billion, the market value for the added company used is US\$8.5 billion.

For most S&P indices, there are a few dates during the year when IWFs and share counts are updated. (Typically small changes in shares outstanding are reflected in indices once a quarter to avoid excessive changes to an index.) The revisions to the divisor resulting from these are calculated and a new divisor is determined.



**Corporate Action Related Changes.** There are a large range of different corporate actions ranging from routine share issuances or buy backs to unusual events like spin-offs or mergers. These are listed on the table below with notes about the necessary changes and whether the divisor is adjusted.

Corporate Action	Comments	Divisor Adjustment
Company added/deleted	Net change in market value determines the divisor adjustment.	Yes
Change in shares outstanding	Any combination of secondary issuance, share repurchase or buy back—share counts revised to reflect change.	Yes
Stock split	Share count revised to reflect new count. Divisor adjustment is not required since the share count and price changes are offsetting.	No
Spin-off	If the spun-off company is not being added to the index, the divisor adjustment reflects the decline in index market value (i.e., the value of the spun-off unit).	Yes
Spin-off	Spun-off company added to the index, no company removed from the index.	No
Spin-off	Spun-off company added to the index, another company removed to keep number of names fixed. Divisor adjustment reflects deletion.	Yes
Change in IWF	Increasing (decreasing) the IWF increases (decreases) the total market value of the index. The divisor change reflects the change in market value caused by the change to an IWF.	Yes
Special Dividend	When a company pays a special dividend the share price is assumed to drop by the amount of the dividend; the divisor adjustment reflects this drop in index market value.	Yes
Rights offering	Each shareholder receives the right to buy a proportional number of additional shares at a set (often discounted) price. The calculation assumes that the offering is fully subscribed. Divisor adjustment reflects increase in market cap measured as the shares issued multiplied by the price paid.	Yes

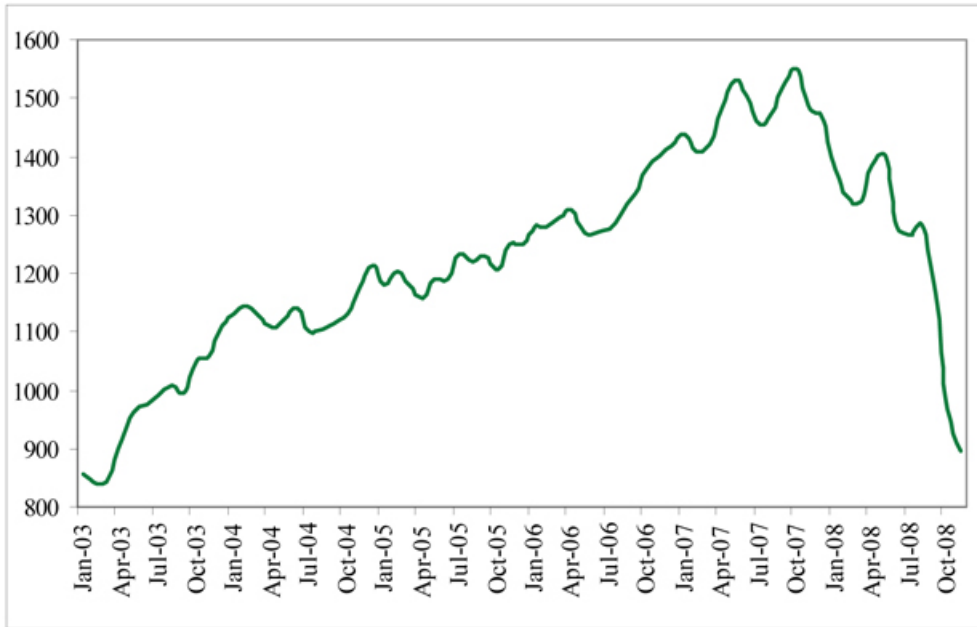
Changes in a company's shares outstanding of 5.0% or more due to mergers, acquisitions, public offerings, private placements, tender offers, Dutch auctions, or exchange offers are made as soon as reasonably possible. All other changes of 5.0% or more (due to, for example, company stock repurchases, redemptions, exercise of options, warrants, subscription rights, conversion of preferred stock, notes, debt, equity participations or other recapitalizations) are made weekly and are announced on Tuesdays for implementation after the close of trading on Wednesday. Changes of less than 5.0% are accumulated and made quarterly on the third Friday of March, June, September, and December, and are usually announced two days prior.

Also, changes in IWFs of more than ten percentage points caused by corporate actions (such as merger and acquisition activity, restructurings, or spinoffs) will be made as soon as reasonably possible. Other changes in IWFs will be made annually, in September when IWFs are reviewed.

The S&P 500 Index is intended to provide an indication of the pattern of common stock price movement in the United States. The calculation of the level of the S&P 500 Index, discussed below in further detail, is based on the relative value of the aggregate market value of the common stocks of 500 companies as of a particular time compared to the aggregate average market value of the common stocks of 500 similar companies during the base period of the years 1941 through 1943. As of November 28, 2008, 414 companies or 83.6% of the market capitalization of the S&P 500 Index traded on the New York Stock Exchange; 86 companies or 16.4% of the market capitalization of the S&P 500 Index traded on The Nasdaq Stock Market; and no companies traded on the American Stock Exchange. As of November 28, 2008, the aggregate market value of the companies included in the S&P 500 Index represented approximately 76% of the aggregate market value of stocks included in the Standard & Poor's Stock Guide Database of domestic common stocks traded in the U.S., excluding American depository receipts, limited partnerships and mutual funds. Standard & Poor's chooses companies for inclusion in the S&P 500 Index with the aim of achieving a distribution by broad industry groupings that approximates the distribution of these groupings in the common stock population of the Standard & Poor's Stock Guide Database, which Standard & Poor's uses as an assumed model for the composition of the total market. Relevant criteria employed by Standard & Poor's include the viability of the particular company, the extent to which that company represents the industry group to which it is assigned, the extent to which the market price of that company's common stock is generally responsive to changes in the affairs of the respective industry and the market value and trading activity of the common stock of that company. Ten main groups of companies comprise the S&P 500 Index, with the approximate percentage of the market capitalization of the S&P 500 Index included in each group as of November 28, 2008 indicated in parentheses: Consumer Discretionary (8.0%); Consumer Staples (13.1%); Energy (14.3%); Financials (13.4%); Health Care (14.0%); Industrials (11.0%); Information Technology (15.1%); Materials (3.0%); Telecommunication Services (3.8%) and Utilities (4.2%). Standard & Poor's may from time to time, in its sole discretion, add companies to, or delete companies from, the S&P 500 Index to achieve the objectives stated above.



The following graph sets forth the monthly historical performance of the S&P 500 Index in the period from January 2003 through November 2008. This historical data on the S&P 500 Index is not necessarily indicative of the future performance of the S&P 500 Index or what the value of the Notes may be. Any historical upward or downward trend in the level of the S&P 500 Index during any period set forth below is not an indication that the S&P 500 Index is more or less likely to increase or decrease at any time over the term of the Notes. On the Pricing Date, the closing level of the S&P 500 Index was 909.70.



License Agreement

Standard & Poor's does not guarantee the accuracy and/or the completeness of the S&P 500 Index or any data included in the S&P 500 Index. Standard & Poor's makes no warranty, express or implied, as to results to be obtained by the calculation agent, the holders of the Notes or any other person or entity from the use of the S&P 500 Index or any data included in the S&P 500 Index in connection with the rights licensed under the license agreement described in this term sheet or for any other use. Standard & Poor's makes no express or implied warranties, and hereby expressly disclaims all warranties of merchantability or fitness for a particular purpose with respect to the S&P 500 Index or any data included in the S&P 500 Index. Without limiting any of the above information, in no event shall Standard & Poor's have any liability for any special, punitive, indirect or consequential damage, including lost profits, even if notified of the possibility of these damages.

Standard & Poor's and MLPF&S have entered into or, to the extent required, will enter into a non-exclusive license agreement providing for the license to MLPF&S, in exchange for a fee, of the right to use indices owned and published by Standard & Poor's in connection with some securities, including the Notes, and ML&Co. is an authorized sublicensee of MLPF&S. The license agreement between Standard & Poor's and MLPF&S provides that the following language must be stated in this term sheet:

"The Notes are not sponsored, endorsed, sold or promoted by S&P. S&P makes no representation or warranty, express or implied, to the holders of the Notes or any member of the public regarding the advisability of investing in securities generally or in the Notes particularly or the ability of the S&P 500 Index to track general stock market performance. S&P's only relationship to MLPF&S (other than transactions entered into in the ordinary course of business) is the licensing of certain service marks and trade names of S&P and of the S&P 500 Index which is determined, composed and calculated by S&P without regard to ML&Co. or the Notes. S&P has no obligation to take the needs of ML&Co. or the holders of the Notes into consideration in determining, composing or calculating the S&P 500 Index. S&P is not responsible for and has not participated in the determination of the timing of the sale of the Notes, prices at which the Notes are to initially be sold, or quantities of the Notes to be issued or in the determination or calculation of the equation by which the Notes are to be converted into cash. S&P has no obligation or liability in connection with the administration, marketing or trading of the Notes."



## The MSCI Indices

All disclosure contained in this term sheet regarding the MSCI Indices including, without limitation, their make-up, method of calculation and changes in components, is derived from the MSCI Global Investable Market Indices Methodology book published by MSCI, Inc. ("MSCI") and Barra, Inc. in September 2008 and other publicly available information. This information reflects the policies of MSCI, as stated in this publicly available information, and is subject to change by MSCI at its discretion. MSCI has no obligation to continue to publish, and may discontinue publication of, the MSCI Indices. ML&Co. and MLPF&S have not independently verified and make no representation as to the accuracy or completeness of such information. None of ML&Co., the calculation agent and MLPF&S accepts any responsibility for the calculation, maintenance or publication of the MSCI Indices or any successor indices.

### General

The MSCI Indices were founded in 1969 by Capital International S.A. as the first international performance benchmarks constructed to facilitate accurate comparison of world markets. Morgan Stanley acquired the rights to the indices and data from Capital International in 1986. In November 1998, Morgan Stanley transferred all rights to the MSCI indices to Morgan Stanley Capital International Inc., which was later succeeded by MSCI, Inc. The MSCI Indices have covered the world's developed markets since 1969 and, in 1987, MSCI commenced coverage of the emerging markets. MSCI applies the same criteria and calculation methodology across all markets for all equity indices, developed and emerging.

The Enhanced MSCI Standard Indices are composed of the MSCI Large Cap and Mid Cap Indices. The MSCI Global Small Cap Index contains no overlap with constituents of the MSCI Standard Indices. Together, the relevant MSCI Large Cap, Mid Cap and Small Cap Indices make up the MSCI Investable Market Index for each country, composite, sector, and style index that MSCI offers.

### Constructing the MSCI Global Investable Market Indices

MSCI undertakes an index construction process, which involves: (i) defining the Equity Universe; (ii) determining the Market Investable Equity Universe for each market; (iii) determining market capitalization size segments for each market; (iv) applying Index Continuity Rules for the Standard Index; (v) creating style segments within each size segment within each market and (vi) classifying securities under the Global Industry Classification Standard (the "GICS®").

#### Defining the Equity Universe

(i) **Identifying Eligible Equity Securities:** The Equity Universe initially looks at securities listed in any of the countries in the MSCI Global Index Series, which will be classified as either Developed Markets (DM) or Emerging Markets (EM). All listed equity securities, or listed securities that exhibit characteristics of equity securities, except mutual funds, ETFs, equity derivatives, limited partnerships and most investment trusts are eligible for inclusion in the Equity Universe. Real Estate Investment Trusts (REITs) in some countries and certain income trusts in Canada are also eligible for inclusion.

(ii) **Country Classification of Eligible Securities:** Each company and its securities (i.e., share classes) is classified in one and only one country, which allows for a distinctive sorting of each company by its respective country.

#### Determining the Market Investable Equity Universes

A Market Investable Equity Universe for a market is derived by applying investability screens to individual companies and securities in the Equity Universe that are classified in that market. A market is equivalent to a single country, except in DM Europe, where all DM countries in Europe are aggregated into a single market for index construction purposes. Subsequently, individual DM Europe country indices within the MSCI Europe Index are derived from the constituents of the MSCI Europe Index under the Global Investable Market Indices methodology.

The investability screens used to determine the Investable Equity Universe in each market are as follows:

(i) **Equity Universe Minimum Size Requirement:** This investability screen is applied at the company level. In order to be included in a Market Investable Equity Universe, a company must have the required minimum full market capitalization.

(ii) **Equity Universe Minimum Free Float-Adjusted Market Capitalization Requirement:** This investability screen is applied at the individual security level. To be eligible for inclusion in a Market Investable Equity Universe, a security must have a free float-adjusted market capitalization equal to or higher than 50% of the Equity Universe Minimum Size Requirement.

(iii) **DM and EM Minimum Liquidity Requirement:** This investability screen is applied at the individual security level. To be eligible for inclusion in a Market Investable Equity Universe, a security must have adequate liquidity. The Annualized Traded Value Ratio (ATVR), a measure which offers the advantage of screening out extreme daily trading volumes and taking into account the free float-adjusted market capitalization size of securities, is used to measure liquidity. In the calculation of the ATVR, the trading volumes in depository receipts associated with that security, such as ADRs or GDRs, are also considered. A minimum liquidity level of 20% ATVR is required for inclusion of a security in a Market Investable Equity Universe of a Developed Market and a minimum liquidity level of 15% ATVR is required for inclusion of a security in a Market Investable Equity Universe of an Emerging Market.

(iv) **Global Minimum Foreign Inclusion Factor Requirement:** This investability screen is applied at the individual security level. To be eligible for inclusion in a Market Investable Equity Universe, a security's Foreign Inclusion Factor (FIF) must reach a certain threshold. The FIF of a security is defined as the proportion of shares outstanding that is available for purchase in the public equity markets by international investors. This proportion accounts for the available free float of and/or the foreign ownership limits applicable to a specific security (or company). In general, a security must have a FIF equal to or larger than 0.15 to be eligible for inclusion in a Market Investable Equity Universe.

(v) **Minimum Length of Trading Requirement:** This investability screen is applied at the individual security level. For an IPO to be eligible for inclusion in a Market Investable Equity Universe, the new issue must have started trading at least four months before the implementation of the initial construction of the index or at least three months before the implementation of a Semi-Annual Index Review. This requirement is applicable to small new issues in all markets. Large IPOs are not subject to the Minimum Length of Trading Requirement and may be included in a Market Investable Equity Universe and the Standard Index outside of a Quarterly or Semi-Annual Index Review.

Once a Market Investable Equity Universe is defined, it is segmented into the following size-based indices:

- Investable Market Index (Large + Mid + Small)
- Standard Index (Large + Mid)



- Large Cap Index
- Mid Cap Index
- Small Cap Index

Creating the Size Segment Indices in each market involves the following steps: (i) defining the Market Coverage Target Range for each size associated segment; (ii) determining the Global Minimum Size Range for each size segment; (iii) determining the Market Size-Segment Cutoffs and associated Segment Number of Companies; (iv) assigning companies to the size segments and (v) applying final size-segment investability requirements.

#### *Applying Index Continuity Rules for the Standard Indices*

In order to achieve index continuity, as well as provide some basic level of diversification within a market index, notwithstanding the effect of other index construction rules contained herein, a minimum number of five constituents will be maintained for a DM Standard Index and a minimum number of three constituents will be maintained for an EM Standard Index.

#### *Creating Style Indices within Each Size Segment*

All securities in the investable equity universe are classified into Value or Growth segments using the MSCI Global Value and Growth methodology, which uses multiple factors to identify value and growth characteristics. The value investment style characteristics use the following three variables for index construction: book value to price ratio, 12-month forward earnings to price ratio and dividend yield. The growth investment style characteristics use the following five variables for index construction: long-term forward earnings per share ("EPS") growth rate, short-term EPS growth rate, current internal growth rate, long-term historical EPS growth trend and long-term historical sales per share growth trend.

#### *Classifying Securities under the Global Industry Classification Standard*

All securities in the Global Investable Equity Universe are assigned to the industry that best describes their business activities. To this end, MSCI has designed, in conjunction with Standard & Poor's, the Global Industry Classification Standard (GICS). Under the GICS, each company is assigned uniquely to one sub-industry according to its principal business activity. Therefore, a company can only belong to one industry grouping at each of the four levels of the GICS.

#### **Maintaining the MSCI Global Investable Market Indices**

The MSCI Global Investable Market Indices are maintained with the objective of reflecting the evolution of the underlying equity markets and segments on a timely basis, while seeking to achieve index continuity, continuous investability of constituents and replicability of the indices, and index stability and low index turnover.

In particular, index maintenance involves:

(i) Semi-Annual Index Reviews (SAIRs) in May and November of the Size Segment and Global Value and Growth Indices which include:

- Updating the indices on the basis of a fully refreshed Equity Universe.
- Taking buffer rules into consideration for migration of securities across size and style segments.
- Updating Foreign Inclusion Factors (FIFs) and Number of Shares (NOS).

(ii) Quarterly Index Reviews (QIRs) in February and August of the Size Segment Indices aimed at:

- Including significant new eligible securities (such as IPOs which were not eligible for earlier inclusion) in the index.
- Allowing for significant moves of companies within the Size Segment Indices, using wider buffers than in the SAIR.
- Reflecting the impact of significant market events on FIFs and updating NOS.

(iii) Ongoing event-related changes are generally implemented in the indices as they occur. Significantly large IPOs are included in the indices after the close of the company's tenth day of trading.

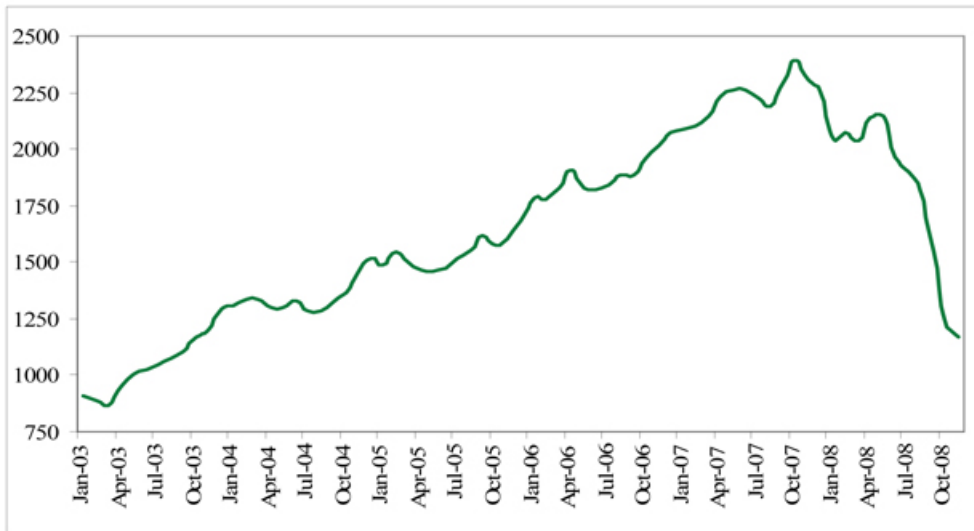
#### **The MSCI EAFE Index<sup>®</sup>**

The MSCI EAFE Index<sup>®</sup> is a free float-adjusted market capitalization index that is designed to measure the performance of developed equity markets, excluding the United States and Canada. As of the Pricing Date, the Index consisted of the following 21 developed market country indices: Australia, Austria, Belgium, Denmark, Finland, France, Germany, Greece, Hong Kong, Ireland, Italy, Japan, the Netherlands, New Zealand, Norway, Portugal, Singapore, Spain, Sweden, Switzerland and the United Kingdom. As of the Pricing Date, the five largest country weights were: Japan (24.44%), the United Kingdom (20.95%), France (10.99%), Germany (8.56%) and Switzerland (8.25%); and the five largest sector weights were: Financials (23.05%), Industrials (11.15%), Consumer Staples (10.38%), Health Care (9.87%) and Consumer Discretionary (9.58%).

The MSCI EAFE Index<sup>®</sup> is published by MSCI. The Index has a base date of December 31, 1969 and an initial value of 100. The Index is calculated daily in U.S. dollars and published in real time every 60 seconds during market trading hours. The Index is published by Bloomberg under the index symbol "MXEA".



The following graph sets forth the monthly historical performance of the MSCI EAFE Index in the period from January 2003 through November 2008. This historical data on the MSCI EAFE Index is not necessarily indicative of the future performance of the MSCI EAFE Index or what the value of the Notes may be. Any historical upward or downward trend in the level of the MSCI EAFE Index during any period set forth below is not an indication that the MSCI EAFE Index is more or less likely to increase or decrease at any time over the term of the Notes. On the Pricing Date, the closing level of the MSCI EAFE Index was 1,165.24.



**The MSCI Emerging Markets Index<sup>SM</sup>**

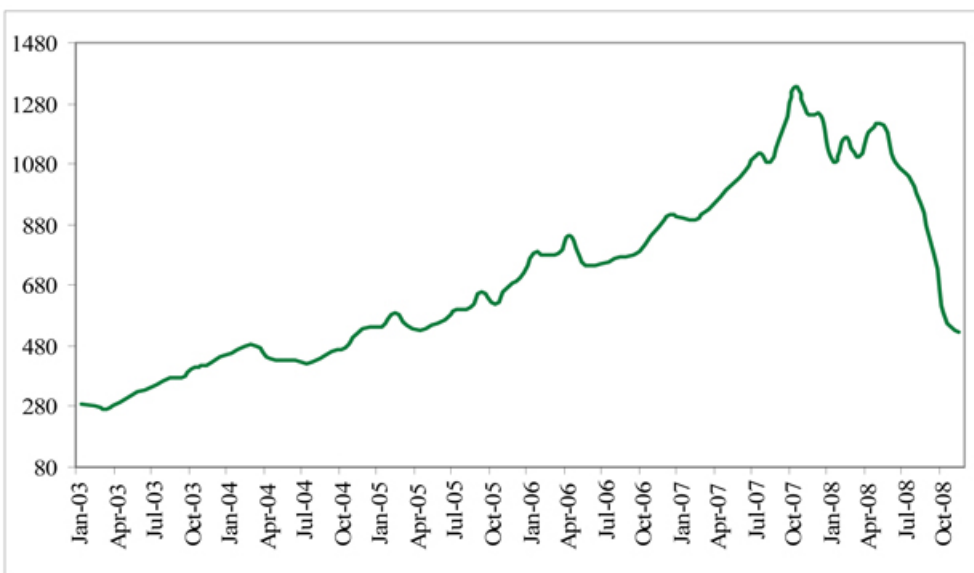
The MSCI Emerging Markets Index<sup>®</sup> is a free-float weighted equity index designed to measure equity market performance in global emerging markets. It has a base date of December 31, 1987 and had on that date an initial value of 100.

As of the Pricing Date, the MSCI Emerging Markets Index<sup>®</sup> consisted of the following 24 MSCI emerging market country indices: Argentina, Brazil, Chile, China, Colombia, Czech Republic, Egypt, Hungary, India, Indonesia, Israel, Malaysia, Mexico, Morocco, Pakistan, Peru, Philippines, Poland, Russia, South Africa, South Korea, Taiwan, Thailand and Turkey. As of the Pricing Date, the five largest country weights were: China (19.07%), Brazil (13.36%), South Korea (13.14%), Taiwan (10.58%) and South Africa (7.63%); the five largest sector weights were: Financials (23.42%), Energy (14.74%), Telecommunication Services (14.06%), Materials (12.33%) and Information Technology (10.57%).

Each of the securities in the MSCI index universe is classified in one and only one country. The country classification of a security is generally determined by the country of incorporation of the issuing company and the primary listing of the security. In a few cases, however, companies incorporated in one country have a primary listing in a different country to benefit from tax, legal, and/or regulatory advantages. In such a case, MSCI will generally classify the company in the country of the primary listing.

The MSCI Emerging Markets Index is calculated in U.S. dollars on a real time basis and disseminated every 60 seconds during market trading hours. The MSCI Emerging Markets Index is published by Bloomberg under the index symbol "MXEF".

The following graph sets forth the monthly historical performance of the MSCI Emerging Markets Index in the period from January 2003 through November 2008. This historical data on the MSCI Emerging Markets Index is not necessarily indicative of the future performance of the MSCI Emerging Markets Index or what the value of the Notes may be. Any historical upward or downward trend in the level of the MSCI Emerging Markets Index during any period set forth below is not an indication that the MSCI Emerging Markets Index is more or less likely to increase or decrease at any time over the term of the Notes. On the Pricing Date, the closing level of the MSCI Emerging Markets Index was 537.09.





#### License Agreement

MLPF&S and MSCI have entered into or, to the extent required, will enter into a non-exclusive license agreement providing for the license to MLPF&S and certain of its affiliates (including ML&Co.), in exchange for a fee, of the right to use certain indices calculated by MSCI in connection with the issuance and marketing of securities, including the Notes.

The license agreement provides that the following information must be set forth in this term sheet:

"THE NOTES ARE NOT SPONSORED, ENDORSED, SOLD OR PROMOTED BY MORGAN STANLEY CAPITAL INTERNATIONAL INC. ("MSCI"), ANY AFFILIATE OF MSCI OR ANY OTHER PARTY INVOLVED IN, OR RELATED TO, MAKING OR COMPILING ANY MSCI INDEX. THE MSCI INDICES ARE THE EXCLUSIVE PROPERTY OF MSCI. MSCI AND THE MSCI INDEX NAMES ARE SERVICE MARK(S) OF MSCI OR ITS AFFILIATES AND HAVE BEEN LICENSED FOR USE FOR CERTAIN PURPOSES BY MLPF&S AND ML&CO. NEITHER MSCI, ANY OF ITS AFFILIATES NOR ANY OTHER PARTY INVOLVED IN, OR RELATED TO, MAKING OR COMPILING ANY MSCI INDEX MAKES ANY REPRESENTATION OR WARRANTY, EXPRESS OR IMPLIED, TO THE OWNERS OF THE NOTES OR ANY MEMBER OF THE PUBLIC REGARDING THE ADVISABILITY OF INVESTING IN FINANCIAL SECURITIES GENERALLY OR IN THIS FINANCIAL PRODUCT PARTICULARLY OR THE ABILITY OF ANY MSCI INDEX TO TRACK CORRESPONDING STOCK MARKET PERFORMANCE. MSCI OR ITS AFFILIATES ARE THE LICENSORS OF CERTAIN TRADEMARKS, SERVICE MARKS AND TRADE NAMES AND OF THE MSCI INDICES WHICH ARE DETERMINED, COMPOSED AND CALCULATED BY MSCI WITHOUT REGARD TO THE NOTES OR THE ISSUER OR OWNER OF A NOTE. NEITHER MSCI, ANY OF ITS AFFILIATES NOR ANY OTHER PARTY INVOLVED IN, OR RELATED TO, MAKING OR COMPILING ANY MSCI INDEX HAS ANY OBLIGATION TO TAKE THE NEEDS OF THE ISSUERS OR OWNERS OF THE NOTES INTO CONSIDERATION IN DETERMINING, COMPOSING OR CALCULATING THE MSCI INDICES. NEITHER MSCI, ITS AFFILIATES NOR ANY OTHER PARTY INVOLVED IN, OR RELATED TO, MAKING OR COMPILING ANY MSCI INDEX IS RESPONSIBLE FOR OR HAS PARTICIPATED IN THE DETERMINATION OF THE TIMING OF, PRICES AT, OR QUANTITIES OF THE NOTES TO BE ISSUED OR IN THE DETERMINATION OR CALCULATION OF THE EQUATION BY WHICH THE NOTES ARE REDEEMABLE FOR CASH. NEITHER MSCI, ANY OF ITS AFFILIATES NOR ANY OTHER PARTY INVOLVED IN, OR RELATED TO, THE MAKING OR COMPILING ANY MSCI INDEX HAS ANY OBLIGATION OR LIABILITY TO THE OWNERS OF THE NOTES IN CONNECTION WITH THE ADMINISTRATION, MARKETING OR OFFERING OF THE NOTES.

ALTHOUGH MSCI SHALL OBTAIN INFORMATION FOR INCLUSION IN OR FOR USE IN THE CALCULATION OF THE MSCI INDICES FROM SOURCES WHICH MSCI CONSIDERS RELIABLE, NEITHER MSCI, ANY OF ITS AFFILIATES NOR ANY OTHER PARTY INVOLVED IN, OR RELATED TO MAKING OR COMPILING ANY MSCI INDEX WARRANTS OR GUARANTEES THE ORIGINALITY, ACCURACY AND/OR THE COMPLETENESS OF ANY MSCI INDEX OR ANY DATA INCLUDED THEREIN. NEITHER MSCI, ANY OF ITS AFFILIATES NOR ANY OTHER PARTY INVOLVED IN, OR RELATED TO, MAKING OR COMPILING ANY MSCI INDEX MAKES ANY WARRANTY, EXPRESS OR IMPLIED, AS TO RESULTS TO BE OBTAINED BY LICENSEE, LICENSEE'S CUSTOMERS OR COUNTERPARTIES, ISSUERS OF THE FINANCIAL SECURITIES, OWNERS OF THE FINANCIAL SECURITIES, OR ANY OTHER PERSON OR ENTITY, FROM THE USE OF ANY MSCI INDEX OR ANY DATA INCLUDED THEREIN IN CONNECTION WITH THE RIGHTS LICENSED HEREUNDER OR FOR ANY OTHER USE. NEITHER MSCI, ANY OF ITS AFFILIATES NOR ANY OTHER PARTY INVOLVED IN, OR RELATED TO, MAKING OR COMPILING ANY MSCI INDEX SHALL HAVE ANY LIABILITY FOR ANY ERRORS, OMISSIONS OR INTERRUPTIONS OF OR IN CONNECTION WITH ANY MSCI INDEX OR ANY DATA INCLUDED THEREIN. FURTHER, NEITHER MSCI, ANY OF ITS AFFILIATES NOR ANY OTHER PARTY INVOLVED IN, OR RELATED TO, MAKING OR COMPILING ANY MSCI INDEX MAKES ANY EXPRESS OR IMPLIED WARRANTIES OF ANY KIND, AND MSCI, ANY OF ITS AFFILIATES AND ANY OTHER PARTY INVOLVED IN, OR RELATED TO MAKING OR COMPILING ANY MSCI INDEX HEREBY EXPRESSLY DISCLAIM ALL WARRANTIES OF MERCHANTABILITY OR FITNESS FOR A PARTICULAR PURPOSE, WITH RESPECT TO ANY MSCI INDEX AND ANY DATA INCLUDED THEREIN. WITHOUT LIMITING ANY OF THE FOREGOING, IN NO EVENT SHALL MSCI, ANY OF ITS AFFILIATES OR ANY OTHER PARTY INVOLVED IN, OR RELATED TO, MAKING OR COMPILING ANY MSCI INDEX HAVE ANY LIABILITY FOR ANY DIRECT, INDIRECT, SPECIAL, PUNITIVE, CONSEQUENTIAL OR ANY OTHER DAMAGES (INCLUDING LOST PROFITS) EVEN IF NOTIFIED OF THE POSSIBILITY OF SUCH DAMAGES.

No purchaser, seller or owner of the Notes, or any other person or entity, should use or refer to any MSCI trade name, trademark or service mark to sponsor, endorse, market or promote the Notes without first contacting MSCI to determine whether MSCI's permission is required. Under no circumstances may any person or entity claim any affiliation with MSCI without the prior written permission of MSCI.

The MSCI indices are the exclusive property of MSCI. MSCI and the MSCI index names are service mark(s) of MSCI or its affiliates and have been licensed for use for certain purposes by MLPF&S and ML&Co. The Notes are not sponsored, endorsed, or promoted by MSCI, and MSCI bears no liability with respect to the Notes. No purchaser, seller or owner of the Notes, or any other person or entity, should use or refer to any MSCI trade name, trademark or service mark to sponsor, endorse, market or promote the Notes without first contacting MSCI to determine whether MSCI's permission is required. Under no circumstances may any person or entity claim any affiliation with MSCI without the prior written permission of MSCI."





## Summary Tax Consequences

You should consider the United States federal income tax consequences of an investment in the Notes, including the following:

- You and ML&Co. agree (in the absence of an administrative determination, judicial ruling or other authoritative guidance to the contrary) to characterize and treat the Notes for all tax purposes as pre-paid cash-settled forward contracts linked to the level of the Basket.
- Under this characterization and tax treatment of the Notes, upon receipt of cash on the maturity date, you will recognize gain or loss. Although it is uncertain whether any such gain or loss should be treated as capital or ordinary, absent a future clarification in law to the contrary, ML&Co. intends to report such gain or loss as capital gain or loss, which will be long-term capital gain or loss if you held your Note for more than one year as of the maturity date.
- Under this characterization and tax treatment of the Notes, you will generally recognize capital gain or loss to the extent that you receive cash upon a sale or exchange of a Note prior to the maturity date, which will be short-term or long-term capital gain or loss depending on your holding period for the Notes as of the date of sale or exchange.

## Certain U.S. Federal Income Taxation Considerations

Set forth below is a summary of certain United States federal income tax considerations relating to an investment in the Notes. The following summary is not complete and is qualified in its entirety by the discussions under the sections entitled "United States Federal Income Taxation" in the accompanying product supplement LIRN-4 and MTN prospectus supplement, which you should carefully review prior to investing in the Notes.

**General.** There are no statutory provisions, regulations, published rulings or judicial decisions addressing or involving the characterization and treatment, for United States federal income tax purposes, of the Notes or securities with terms substantially the same as the Notes. Accordingly, the proper United States federal income tax characterization and treatment of the Notes is uncertain. Pursuant to the terms of the Notes, ML&Co. and every holder of a Note agree (in the absence of an administrative determination, judicial ruling or other authoritative guidance to the contrary) to characterize and treat a Note for all tax purposes as a pre-paid cash-settled forward contract linked to the level of the Basket. Due to the absence of authorities that directly address instruments that are similar to the Notes, significant aspects of the United States federal income tax consequences of an investment in the Notes are not certain, and no assurance can be given that the Internal Revenue Service (the "IRS") or the courts will agree with the characterization and tax treatment described above. Accordingly, prospective purchasers are urged to consult their own tax advisors regarding the United States federal income tax consequences of an investment in the Notes (including alternative characterizations and tax treatments of the Notes) and with respect to any tax consequences arising under the laws of any state, local or foreign taxing jurisdiction.

**Payment on the Maturity Date.** Assuming that the Notes are properly characterized and treated as pre-paid cash-settled forward contracts linked to the level of the Basket, upon the receipt of cash on the maturity date of the Notes, a U.S. Holder (as defined in the accompanying product supplement LIRN-4) will recognize gain or loss. The amount of such gain or loss will be the extent to which the amount of the cash received differs from the U.S. Holder's tax basis in the Note. A U.S. Holder's tax basis in a Note generally will equal the amount paid by the U.S. Holder to purchase the Note. It is uncertain whether any such gain or loss would be treated as ordinary income or loss or capital gain or loss. Absent a future clarification in current law (by an administrative determination, judicial ruling or otherwise), where required, ML&Co. intends to report any such gain or loss to the IRS in a manner consistent with the treatment of such gain or loss as capital gain or loss. If such gain or loss is treated as capital gain or loss, then any such gain or loss will be long-term capital gain or loss if the U.S. Holder has held the Note for more than one year as of the maturity date. The deductibility of capital losses is subject to certain limitations.

**Sale or Exchange of the Notes.** Assuming that the Notes are properly characterized and treated as pre-paid cash-settled forward contracts linked to the level of the Basket, upon a sale or exchange of a Note prior to the maturity date of the Notes, a U.S. Holder will generally recognize capital gain or loss in an amount equal to the difference between the amount realized on such sale or exchange and such U.S. Holder's tax basis in the Note so sold or exchanged. Any such capital gain or loss will be long-term capital gain or loss if the U.S. Holder has held the Note for more than one year as of the date of such sale or exchange. The deductibility of capital losses is subject to certain limitations.

**Possible Future Tax Law Changes.** On December 7, 2007, the IRS released a notice that could possibly affect the taxation of holders of the Notes. According to the notice, the IRS and the U.S. Department of the Treasury (the "Treasury Department") are actively considering, among other things, whether the holder of an instrument having terms similar to the Notes should be required to accrue either ordinary income or capital gain on a current basis, and they are seeking comments on the subject. It is not possible to determine what guidance they will ultimately issue, if any. It is possible, however, that under such guidance, holders of instruments having terms similar to the Notes will ultimately be required to accrue income currently and this could be applied on a retroactive basis. The IRS and the Treasury Department are also considering other relevant issues, including whether additional gain or loss from such instruments should be treated as ordinary or capital, whether foreign holders of such instruments should be subject to withholding tax on any deemed income accruals, whether the tax treatment of such instruments should vary depending upon whether or not such instruments are traded on a securities exchange, whether such instruments should be treated as indebtedness, whether the tax treatment of such instruments should vary depending upon the nature of the underlying asset, and whether the special "constructive ownership rules" contained in Section 1260 of the Internal Revenue Code of 1986, as amended, might be applied to such instruments. Holders are urged to consult their tax advisors concerning the significance, and the potential impact, if any, of the above considerations to their investment in the Notes. ML&Co. intends to continue to treat the Notes for U.S. federal income tax purposes in accordance with the treatment described herein unless and until such time as the Treasury Department and IRS determine that some other treatment is more appropriate.

**Prospective purchasers of the Notes should consult their own tax advisors concerning the tax consequences, in light of their particular circumstances, under the laws of the United States and any other taxing jurisdiction, of the purchase, ownership and disposition of the Notes. See the discussion under the section entitled "United States Federal Income Taxation" in the accompanying product supplement LIRN-4.**



## Experts

The consolidated financial statements incorporated by reference in this term sheet from Merrill Lynch & Co., Inc.'s Annual Report on Form 10-K for the year ended December 28, 2007 and the effectiveness of Merrill Lynch & Co., Inc. and subsidiaries' internal control over financial reporting have been audited by Deloitte & Touche LLP, an independent registered public accounting firm, as stated in their reports, incorporated herein by reference (which reports (1) expressed an unqualified opinion on the consolidated financial statements and included an explanatory paragraph regarding the changes in accounting methods in 2007 relating to the adoption of Statement of Financial Accounting Standards No. 157, "Fair Value Measurement," Statement of Financial Accounting Standards No. 159, "The Fair Value Option for Financial Assets and Financial Liabilities—Including an amendment of FASB Statement No. 115," and FASB Interpretation No. 48, "Accounting for Uncertainty in Income Taxes, an Interpretation of FASB Statement No. 109," and in 2006 for share-based payments to conform to Statement of Financial Accounting Standards No. 123 (revised 2004), "Share-Based Payment," and included an explanatory paragraph relating to the restatement discussed in Note 20 to the consolidated financial statements and (2) expressed an unqualified opinion on the effectiveness of internal control over financial reporting). Such consolidated financial statements have been so incorporated in reliance upon the reports of such firm given upon their authority as experts in accounting and auditing.

With respect to the unaudited condensed consolidated interim financial information for the three-month periods ended March 28, 2008 and March 30, 2007, the three- and six-month periods ended June 27, 2008 and June 29, 2007 and the three- and nine-month periods ended September 26, 2008 and September 28, 2007 which are incorporated herein by reference, Deloitte & Touche LLP, an independent registered public accounting firm, have applied limited procedures in accordance with the standards of the Public Company Accounting Oversight Board (United States) for a review of such information. However, as stated in their reports included in Merrill Lynch & Co., Inc.'s Quarterly Reports on Form 10-Q for the quarters ended March 28, 2008 (which report included an explanatory paragraph relating to the restatement discussed in Note 16 to the unaudited condensed consolidated interim financial statements), June 27, 2008 (which report included explanatory paragraphs related to the restatement discussed in Note 16 to the condensed consolidated interim financial statements and the transactions subsequent to the balance sheet date discussed in Note 18 to the unaudited condensed consolidated interim financial statements), and September 26, 2008 (which report included explanatory paragraphs related to the agreement and plan of merger with Bank of America Corporation discussed in Note 1 to the unaudited condensed consolidated interim financial statements, the restatement discussed in Note 16 to the unaudited condensed consolidated interim financial statements, and the securities purchase agreement with the U.S. Treasury pursuant to the Emergency Economic Stabilization Act of 2008, and participation in the Federal Deposit Insurance Corporation's Temporary Liquidity Guarantee Program and the Federal Reserve's Commercial Paper Funding Facility discussed in Note 18 to the unaudited condensed consolidated interim financial statements) and incorporated by reference herein, they did not audit and they do not express an opinion on that interim financial information. Accordingly, the degree of reliance on their reports on such information should be restricted in light of the limited nature of the review procedures applied. Deloitte & Touche LLP are not subject to the liability provisions of Section 11 of the Securities Act of 1933 for their reports on the unaudited interim financial information because those reports are not "reports" or a "part" of the Registration Statement prepared or certified by an accountant within the meaning of Sections 7 and 11 of the Act.



## Additional Note Terms

You should read this term sheet, together with the documents listed below (collectively, the "Note Prospectus"), which together contain the terms of the Notes and supersede all prior or contemporaneous oral statements as well as any other written materials. You should carefully consider, among other things, the matters set forth under "Risk Factors" in the sections indicated on the cover of this term sheet. The Notes involve risks not associated with conventional debt securities. We urge you to consult your investment, legal, tax, accounting and other advisers before you invest in the Notes.

You may access the following documents on the SEC Website at [www.sec.gov](http://www.sec.gov) as follows (or if such address has changed, by reviewing our filings for the relevant date on the SEC Website):

- Product supplement LIRN-4 dated March 27, 2008:  
<http://www.sec.gov/Archives/edgar/data/65100/000119312508066920/d424b2.htm>
- MTN prospectus supplement dated March 31, 2006:  
<http://www.sec.gov/Archives/edgar/data/65100/000119312506070946/d424b5.htm>
- General prospectus supplement dated March 31, 2006:  
<http://www.sec.gov/Archives/edgar/data/65100/000119312506070973/d424b5.htm>
- Prospectus dated March 31, 2006:  
<http://www.sec.gov/Archives/edgar/data/65100/000119312506070817/ds3asr.htm>

Our Central Index Key, or CIK, on the SEC Website is 65100. References in this term sheet to "ML&Co.", "we", "us" and "our" are to Merrill Lynch & Co., Inc., and references to "MLPF&S" are to Merrill Lynch, Pierce, Fenner & Smith Incorporated.

ML&Co. has filed a registration statement (including a prospectus) with the Securities and Exchange Commission (the "SEC") for the offering to which this term sheet relates. Before you invest, you should read the prospectus in that registration statement, and the other documents relating to this offering that ML&Co. has filed with the SEC for more complete information about ML&Co. and this offering. You may get these documents without cost by visiting EDGAR on the SEC Website at [www.sec.gov](http://www.sec.gov). Alternatively, ML&Co., any agent or any dealer participating in this offering, will arrange to send you the Note Prospectus if you so request by calling toll-free 1-866-500-5408.

## Structured Investments Classification

ML&Co. classifies certain of its structured investments (the "Structured Investments"), including the Notes, into four categories, each with different investment characteristics. The description below is intended to briefly describe the four categories of Structured Investments offered: Principal Protection, Enhanced Income, Market Participation and Enhanced Participation. A Structured Investment may, however, combine characteristics that are relevant to one or more of the other categories. As such, a category should not be relied upon as a description of any particular Structured Investment.

**Principal Protection:** Principal Protected Structured Investments offer full or partial principal protection at maturity, while offering market exposure and the opportunity for a better return than may be available from comparable fixed income securities. Principal protection may not be achieved if the investment is sold prior to maturity.

**Enhanced Income:** Structured Investments offering enhanced income may offer an enhanced income stream through interim fixed or variable coupon payments. However, in exchange for receiving current income, investors may forfeit upside potential on the underlying asset. These investments generally do not include the principal protection feature.

**Market Participation:** Market Participation Structured Investments can offer investors exposure to specific market sectors, asset classes and/or strategies that may not be readily available through traditional investment alternatives. Returns obtained from these investments are tied to the performance of the underlying asset. As such, subject to certain fees, the returns will generally reflect any increases or decreases in the value of such assets. These investments are not structured to include the principal protection feature.

**Enhanced Participation:** Enhanced Participation Structured Investments may offer investors the potential to receive better than market returns on the performance of the underlying asset. Some structures may offer leverage in exchange for a capped or limited upside potential and also in exchange for downside risk. These investments are not structured to include the principal protection feature.

The classification of Structured Investments is meant solely for informational purposes and is not intended to fully describe any particular Structured Investment nor guarantee any particular performance.